

US00D593471S

(12) **United States Design Patent**
Larson

(10) **Patent No.:** **US D593,471 S**
(45) **Date of Patent:** **** Jun. 2, 2009**

(54) **VEHICLE DOOR**

(75) Inventor: **Grant Larson**, Ludwigsburg (DE)

(73) Assignee: **Dr. Ing. h.c. F. Porsche**
Aktiengesellschaft, Weissach (DE)

(**) Term: **14 Years**

(21) Appl. No.: **29/281,509**

(22) Filed: **Jun. 26, 2007**

(30) **Foreign Application Priority Data**

Dec. 27, 2006 (DE) 4 06 06 503

(51) **LOC (9) Cl.** **12-16**

(52) **U.S. Cl.** **D12/196**

(58) **Field of Classification Search** D12/196,
D12/90-92, 86; 296/181.1, 181.5
See application file for complete search history.

(56) **References Cited**

U.S. PATENT DOCUMENTS

D466,458 S * 12/2002 Murkett D12/196
D481,339 S * 10/2003 McClellan et al. D12/196
D491,855 S * 6/2004 Velazco D12/196
D501,167 S * 1/2005 Otto et al. D12/196

D507,219 S * 7/2005 Boyer D12/196
D513,601 S * 1/2006 Nagashima D12/196
D514,991 S * 2/2006 Lee D12/169
D515,489 S * 2/2006 Tokutake D12/196
D520,428 S * 5/2006 Iwanaga et al. D12/196
D520,928 S * 5/2006 Matei et al. D12/196
D526,607 S * 8/2006 Hagino D12/196
D540,234 S * 4/2007 Fujimaki D12/196
D558,658 S * 1/2008 Leclercq D12/196

* cited by examiner

Primary Examiner—Melody N Brown

(57) **CLAIM**

The ornamental design for a vehicle door, as shown and described.

DESCRIPTION

FIG. 1 is a front elevation view of a vehicle door showing my new design;

FIG. 2 is a left-side, perspective view thereof;

FIG. 3 is a right-side, perspective view thereof;

FIG. 4 is a top view thereof;

FIG. 5 is a bottom view thereof; and,

FIG. 6 is a rear elevation view thereof.

1 Claim, 3 Drawing Sheets





FIG. 1




FIG. 2




FIG. 3




FIG. 4




FIG. 5




FIG. 6