



US00D593466S

(12) **United States Design Patent**  
**Williams et al.**

(10) **Patent No.:** **US D593,466 S**  
(45) **Date of Patent:** **\*\* Jun. 2, 2009**

(54) **VEHICLE REAR FENDER**

(75) Inventors: **Bruce P. Williams**, Grosse Pointe Park, MI (US); **Sean W. Tant**, Livonia, MI (US); **George Bucher**, Dearborn, MI (US); **Patrick J. Schiavone**, Bloomfield, MI (US)

(73) Assignee: **Ford Motor Company**, Dearborn, MI (US)

(\*\*) Term: **14 Years**

(21) Appl. No.: **29/306,174**

(22) Filed: **Apr. 3, 2008**

(51) **LOC (9) Cl.** ..... **12-16**

(52) **U.S. Cl.** ..... **D12/184**

(58) **Field of Classification Search** ..... D12/184,  
D12/196, 90-92; 280/152.1, 847-849, 851;  
296/181.1, 181.5

See application file for complete search history.

(56) **References Cited**

**U.S. PATENT DOCUMENTS**

D471,498 S \* 3/2003 Inukai et al. .... D12/184  
D562,203 S \* 2/2008 Shimoguchi et al. .... D12/184

\* cited by examiner

*Primary Examiner*—Melody N Brown

(74) *Attorney, Agent, or Firm*—Damian Porcari

(57) **CLAIM**

The ornamental design for a vehicle rear fender, shown and described.

**DESCRIPTION**

FIG. 1 is a side elevational view of a vehicle rear fender (both the left and right fenders being mirror images and only one is shown);

FIG. 2 is a front elevational view of the vehicle rear fender;

FIG. 3 is a rear elevational view of the vehicle rear fender;


FIG. 4 is a side elevational view of the vehicle rear fender illustrating the inner surface;

FIG. 5 is a top plan view of the vehicle rear fender; and,

FIG. 6 is a bottom plan view of the vehicle rear fender.

The vehicle rear fender is styled independently of adjacent vehicle panels. To the extent that any feature lines are illustrated, they are intended to illustrate the crest and valley of the feature and are not necessarily sharp bends in the part. Shading is used to illustrate the curvature of the part and not color. Areas shown in or sounded by broken lines are not claimed. Any functional features of the vehicle rear fender are not claimed. Views are orthogonal projections rendered from computer aided design data. The various views are not necessarily to scale in order to better illustrate the design. The fuel filler door and the aperture therefore is not claimed and is illustrated in high-light.

**1 Claim, 6 Drawing Sheets**










Figure 1





*Figure 2*





*Figure 3*




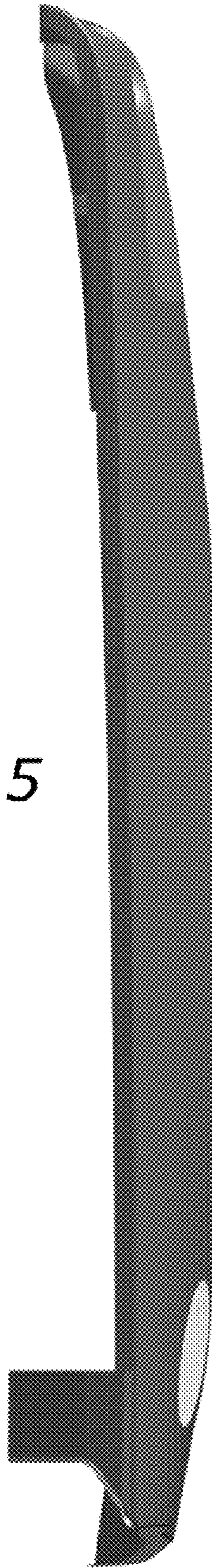
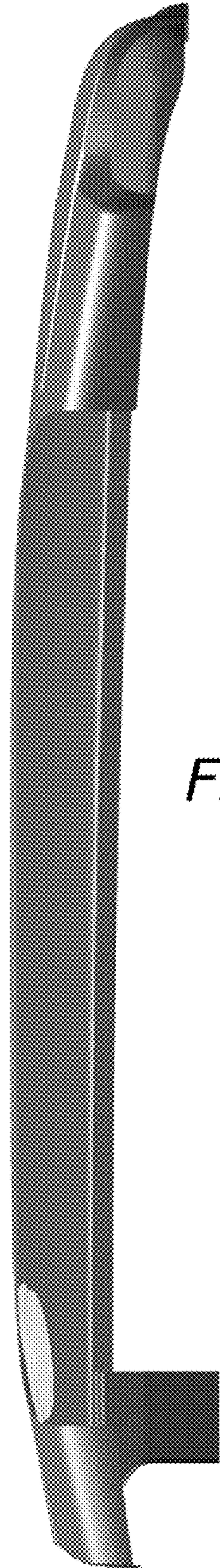


Figure 4





*Figure 5*



*Figure 6*