



US00D593444S

(12) **United States Design Patent**
Swarovski

(10) **Patent No.:** **US D593,444 S**
(45) **Date of Patent:** **** Jun. 2, 2009**

(54) **ORNAMENTAL OBJECT MADE OF GLASS**

(75) Inventor: **Helmut Swarovski**, Fritzens (AT)

(73) Assignee: **Swarovski Aktiengesellschaft**, Triesen (LI)

(**) Term: **14 Years**

(21) Appl. No.: **29/309,430**

(22) Filed: **Aug. 18, 2008**

(30) **Foreign Application Priority Data**

Feb. 25, 2008 (EM) 000886023-0032

(51) **LOC (9) Cl.** **11-01**

(52) **U.S. Cl.** **D11/90**

(58) **Field of Classification Search** D11/1-2,
D11/26-29, 89-92; 63/26-28, 32
See application file for complete search history.

(56) **References Cited**

U.S. PATENT DOCUMENTS

D273,372 S * 4/1984 Gennari D11/90
D419,909 S * 2/2000 Freilich D11/90
D500,963 S * 1/2005 Fuchs D11/90
D511,989 S * 11/2005 Pereira De Castro et al. . D11/90

D521,409 S * 5/2006 De Castro et al. D11/90
D565,995 S * 4/2008 Granig D11/90
D584,990 S * 1/2009 Meyer D11/89
D585,324 S * 1/2009 Schneider D11/89

* cited by examiner

Primary Examiner—R. Seifert

(74) *Attorney, Agent, or Firm*—Wenderoth, Lind & Ponack, L.L.P.

(57) **CLAIM**

The ornamental design for an ornamental object made of glass, as shown and described.

DESCRIPTION

FIG. 1 is a bottom view of the invention;
FIG. 2 is a right end view of the invention;
FIG. 3 is a front view of the invention;
FIG. 4 is a rear view of the invention;
FIG. 5 is a left end view of the invention;
FIG. 6 is a top view of the invention;
FIG. 7 is a perspective view of the invention; and,
FIG. 8 is a perspective view of the invention.

1 Claim, 1 Drawing Sheet

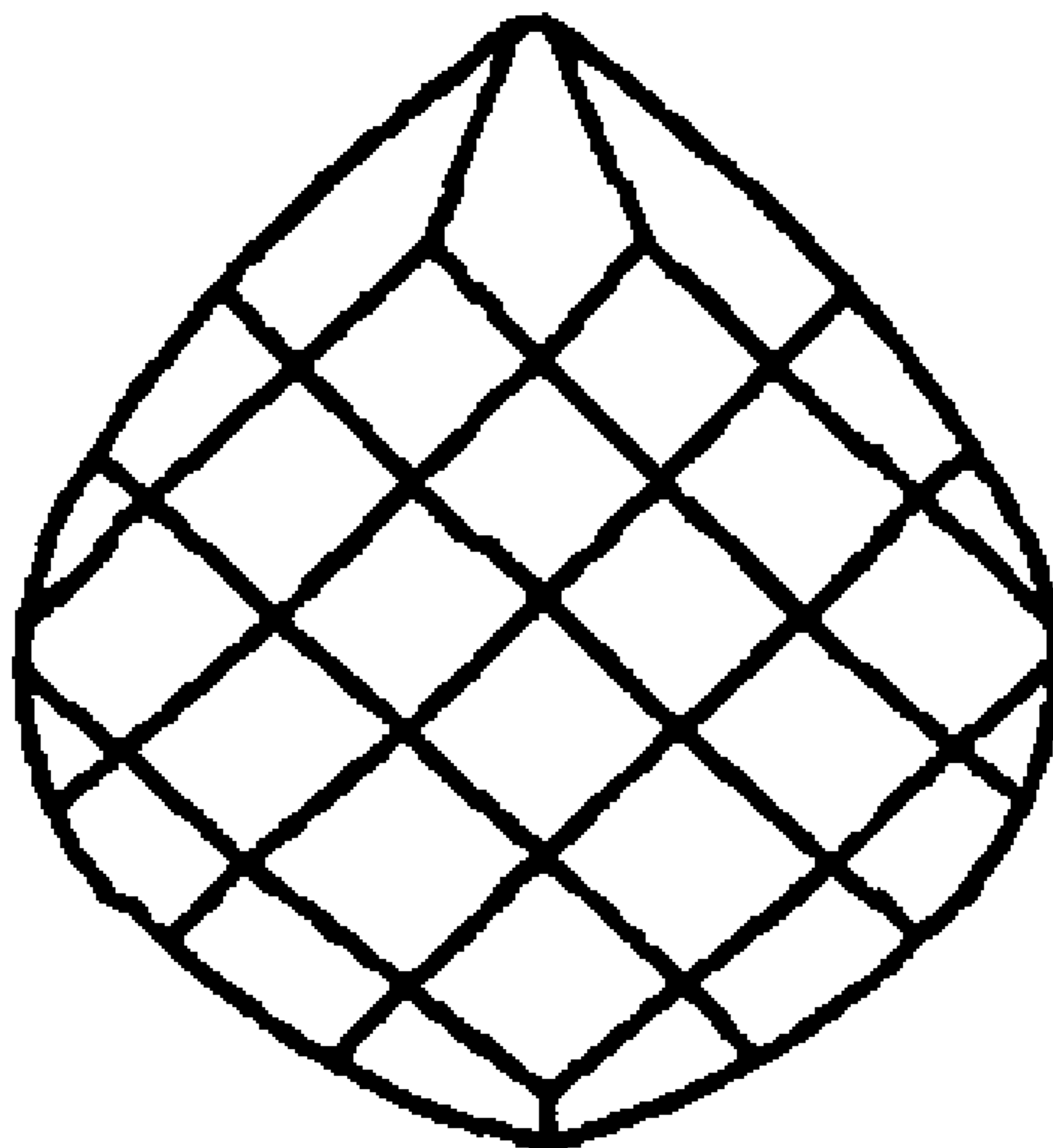


Figure 1

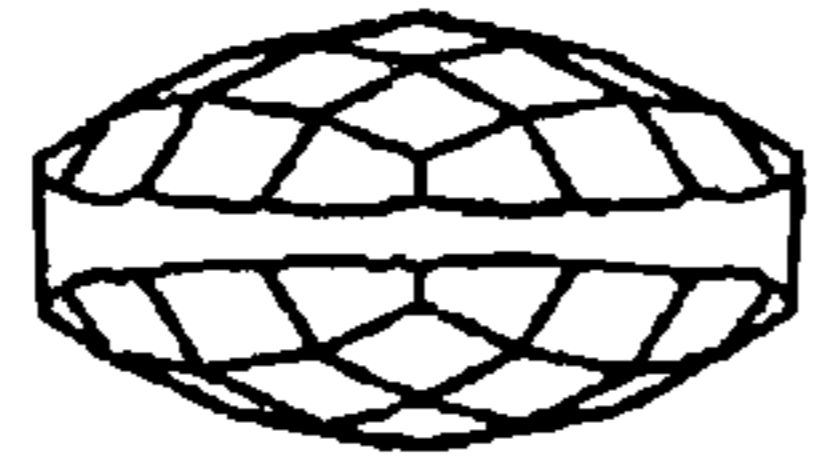


Figure 2

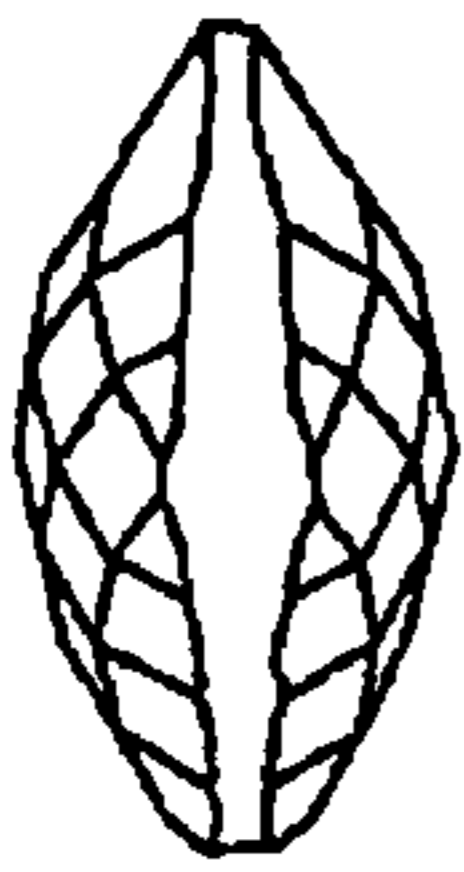


Figure 3

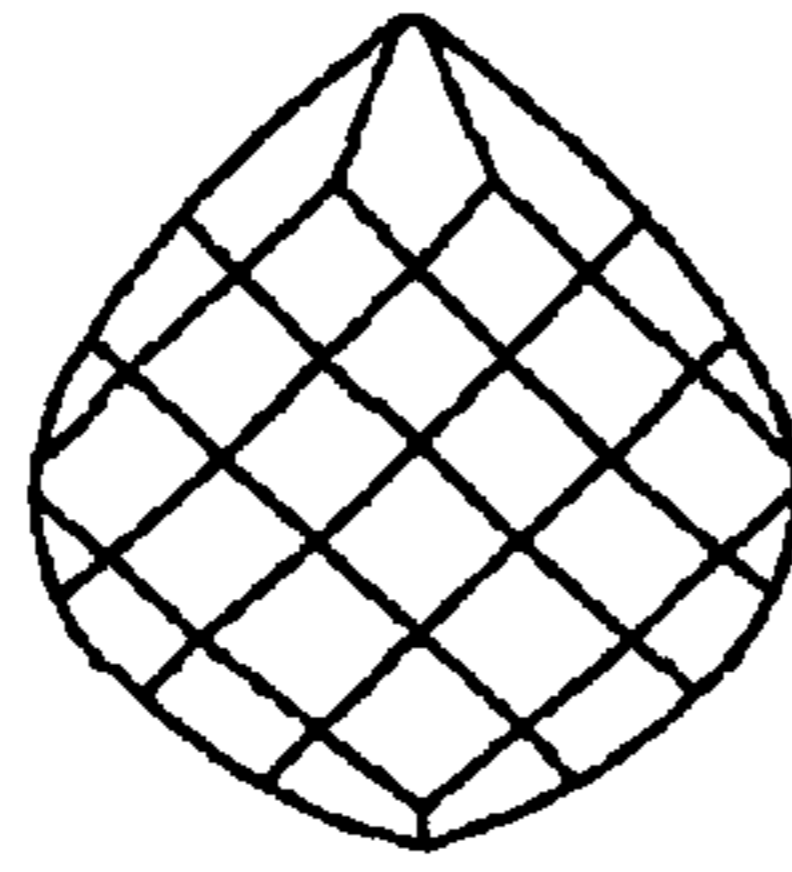


Figure 4

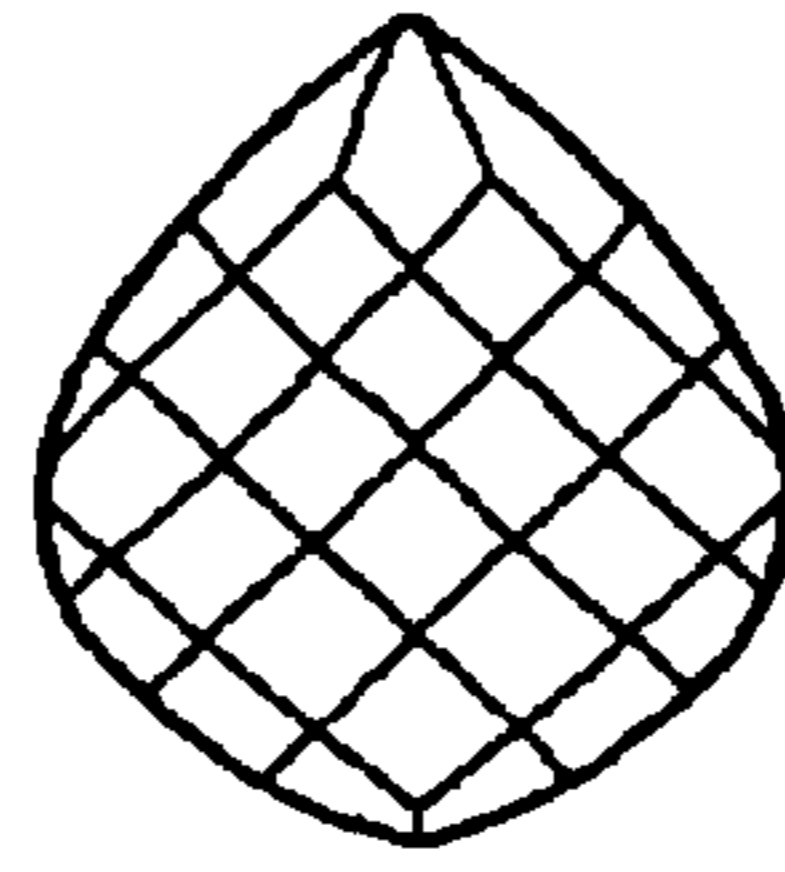


Figure 5

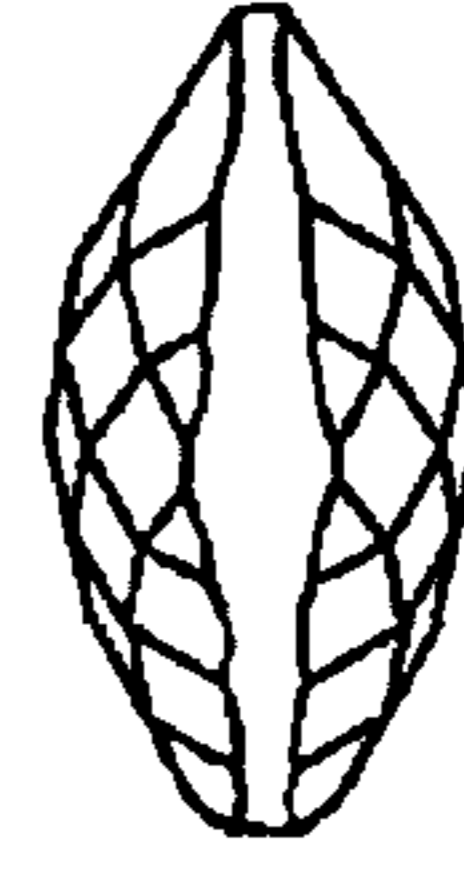


Figure 6

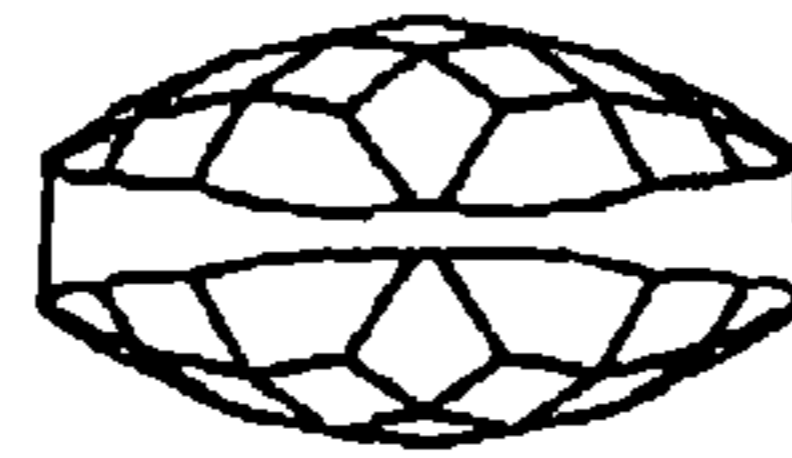


Figure 7

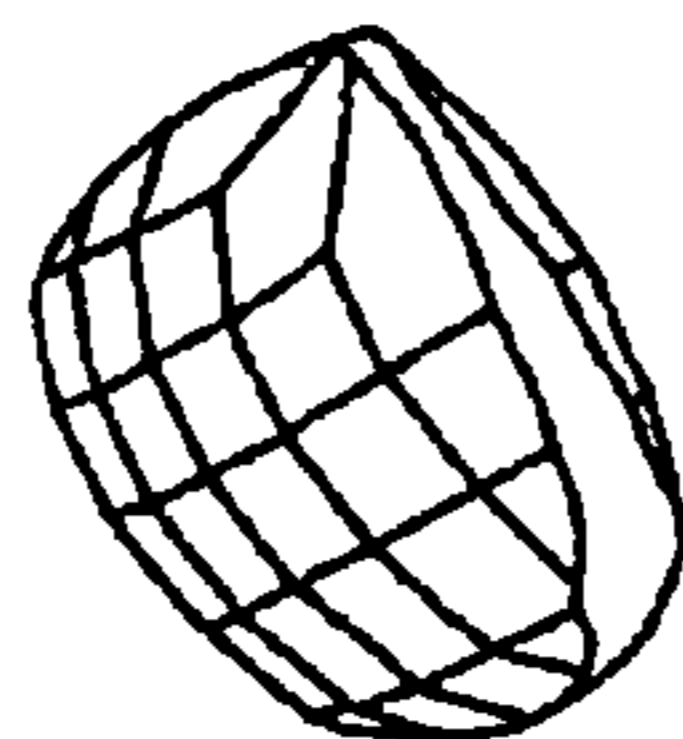


Figure 8

