



US00D593435S

(12) **United States Design Patent**  
**Swarovski**

(10) **Patent No.:** **US D593,435 S**  
(45) **Date of Patent:** **\*\* Jun. 2, 2009**

(54) **ORNAMENTAL OBJECT MADE OF GLASS**

(75) Inventor: **Helmut Swarovski**, Fritzens (AT)

(73) Assignee: **Swarovski Aktiengesellschaft**, Triesen (LI)

(\*\*) Term: **14 Years**

(21) Appl. No.: **29/309,446**

(22) Filed: **Aug. 19, 2008**

(30) **Foreign Application Priority Data**

Feb. 25, 2008 (EM) ..... 000886023-0026

(51) **LOC (9) Cl.** ..... **11-01**

(52) **U.S. Cl.** ..... **D11/89**

(58) **Field of Classification Search** ..... D11/1-2,  
D11/26-29, 89-92; 63/26-28, 32  
See application file for complete search history.

(56) **References Cited**

**U.S. PATENT DOCUMENTS**

D485,507 S \* 1/2004 Ho ..... D11/90  
D490,340 S \* 5/2004 Ho ..... D11/90  
D521,409 S \* 5/2006 De Castro et al. .... D11/90  
D543,893 S \* 6/2007 Tabertshofer ..... D11/90

D560,548 S \* 1/2008 Granig ..... D11/90  
D574,288 S \* 8/2008 Peled et al. .... D11/90  
D584,652 S \* 1/2009 Schweiger ..... D11/89  
D584,654 S \* 1/2009 Granig ..... D11/90  
D585,325 S \* 1/2009 Rossmann ..... D11/90

\* cited by examiner

*Primary Examiner*—R. Seifert

(74) *Attorney, Agent, or Firm*—Wenderoth, Lind & Ponack, L.L.P.

(57) **CLAIM**

The ornamental design for an ornamental object made of glass, as shown and described.

**DESCRIPTION**

FIG. 1 is a bottom view of the invention;

FIG. 2 is a right end view of the invention;

FIG. 3 is a front view of the invention;

FIG. 4 is a rear view of the invention;

FIG. 5 is a left end view of the invention;

FIG. 6 is a top view of the invention;

FIG. 7 is a perspective view of the invention; and,

FIG. 8 is a perspective view of the invention.

**1 Claim, 1 Drawing Sheet**

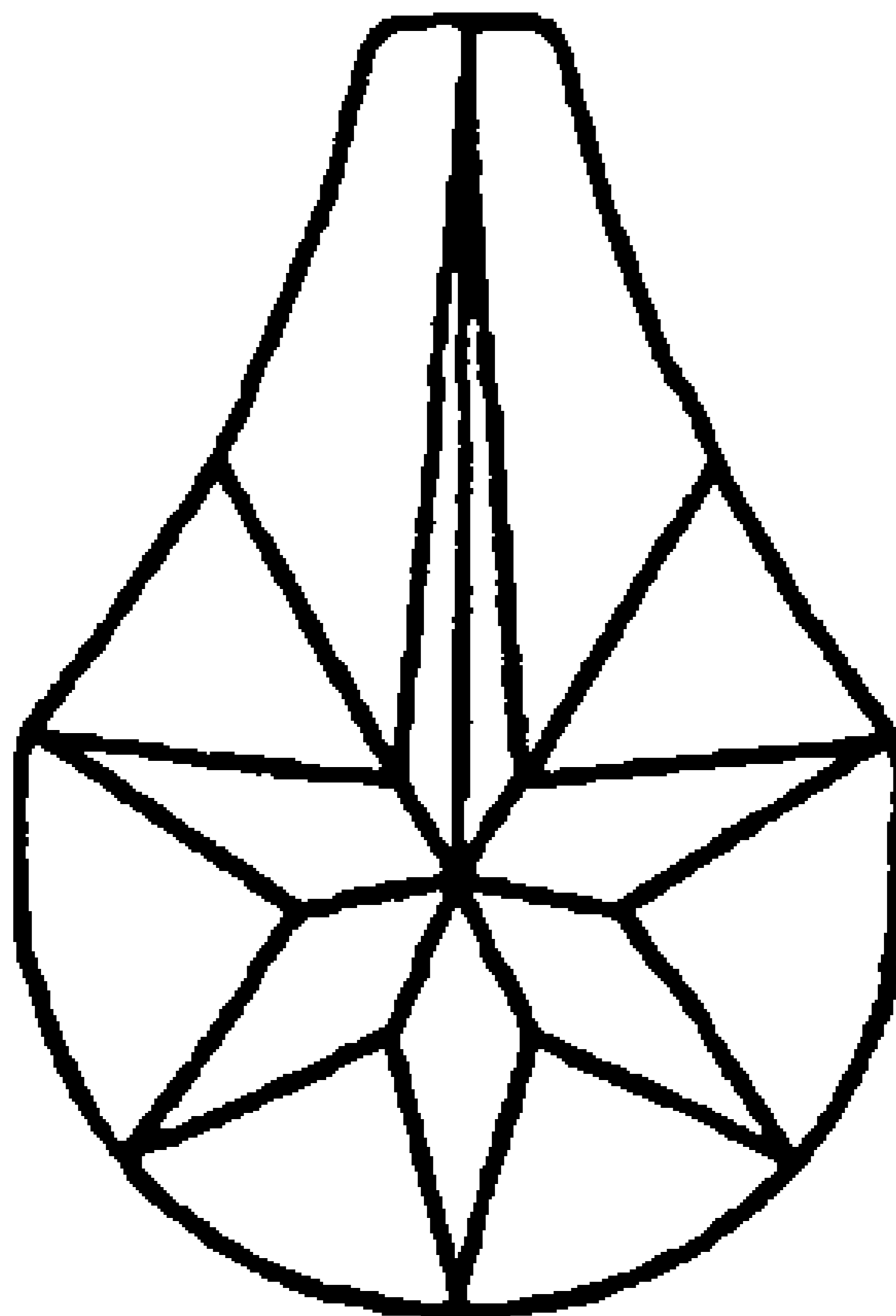


Figure 1

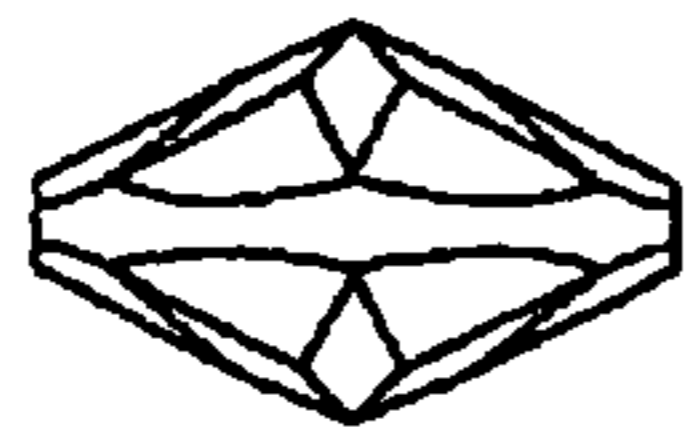


Figure 2



Figure 3

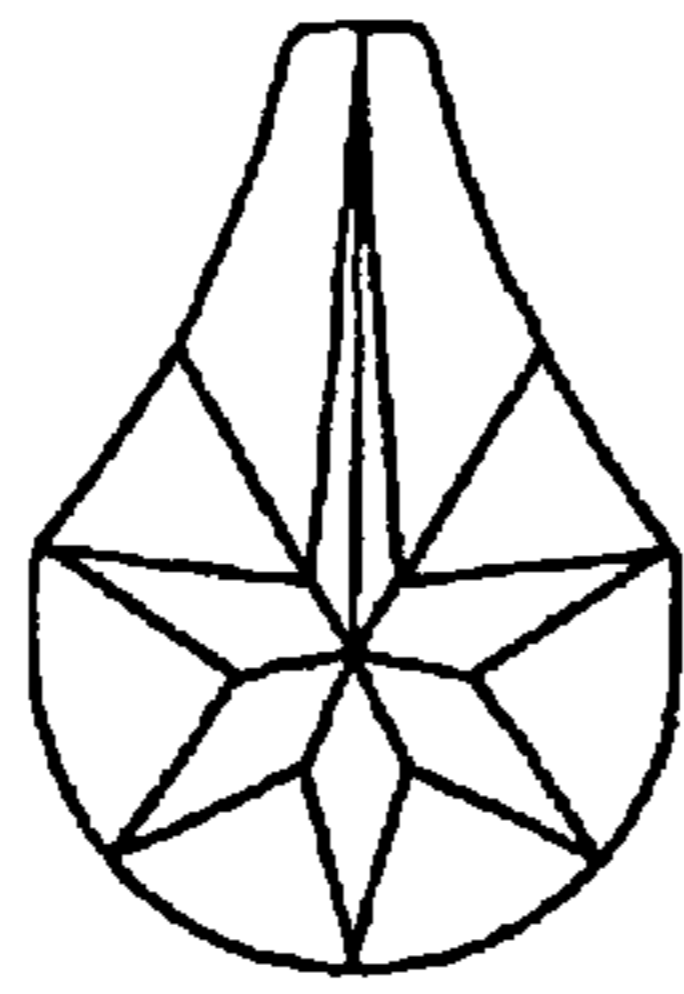


Figure 4

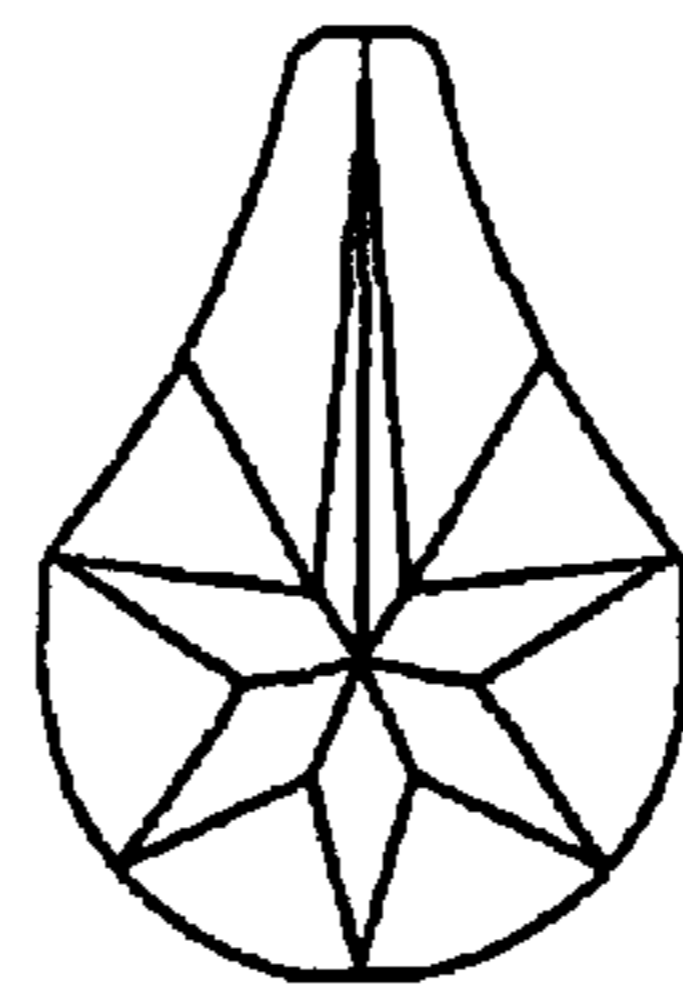


Figure 5



Figure 6

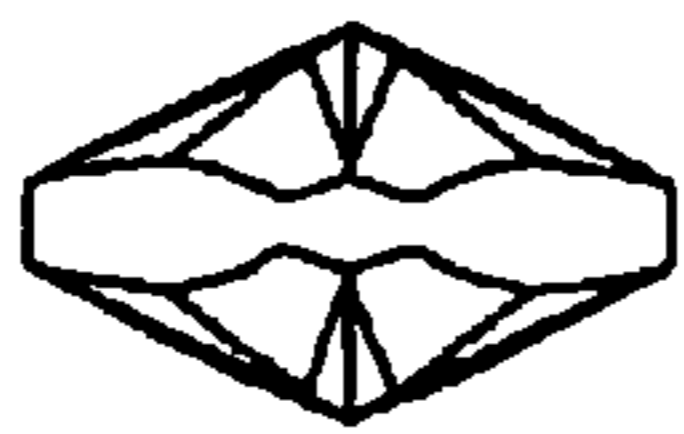


Figure 7

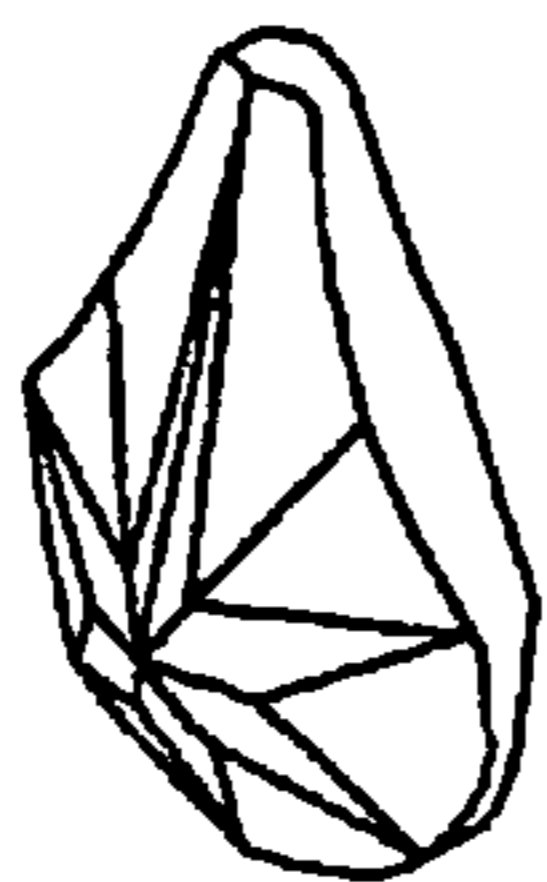


Figure 8

