



US00D593413S

(12) **United States Design Patent**
Snyder

(10) **Patent No.:** **US D593,413 S**
(45) **Date of Patent:** **** Jun. 2, 2009**

(54) **HEMI-SPHERICAL BOTTLE**
(75) Inventor: **David A. Snyder**, West Chicago, IL (US)
(73) Assignee: **Kranson Industries, Inc.**, St. Louis, MO (US)
(**) Term: **14 Years**

D575,642 S 8/2008 Abadinsky
D575,643 S 8/2008 Florio
D576,046 S 9/2008 Cardinal et al.
D576,048 S 9/2008 Lepoitevin
D576,882 S 9/2008 Meeker et al.
D578,393 S 10/2008 Canamasas Puigbo
D578,408 S 10/2008 Lepoitevin
D578,893 S 10/2008 Rosinski et al.
D578,895 S 10/2008 Aravot

(21) Appl. No.: **29/329,128**

* cited by examiner

(22) Filed: **Dec. 9, 2008**

Primary Examiner—Stella M Reid

Assistant Examiner—Elizabeth J Oswecki

(51) **LOC (9) Cl.** **09-01**

(74) *Attorney, Agent, or Firm*—H. Frederick Rusche; Husch Blackwell Sanders LLP

(52) **U.S. Cl.** **D9/516**

(58) **Field of Classification Search** D9/695,
D9/696, 711, 516, 519, 521, 522, 523, 526,
D9/529, 530, 541–543, 544, 545, 549, 551,
D9/564, 571, 574, 575; 215/381–385
See application file for complete search history.

(57) **CLAIM**

I claim the ornamental design for a hemi-spherical bottle, as shown and described.

(56) **References Cited**

DESCRIPTION

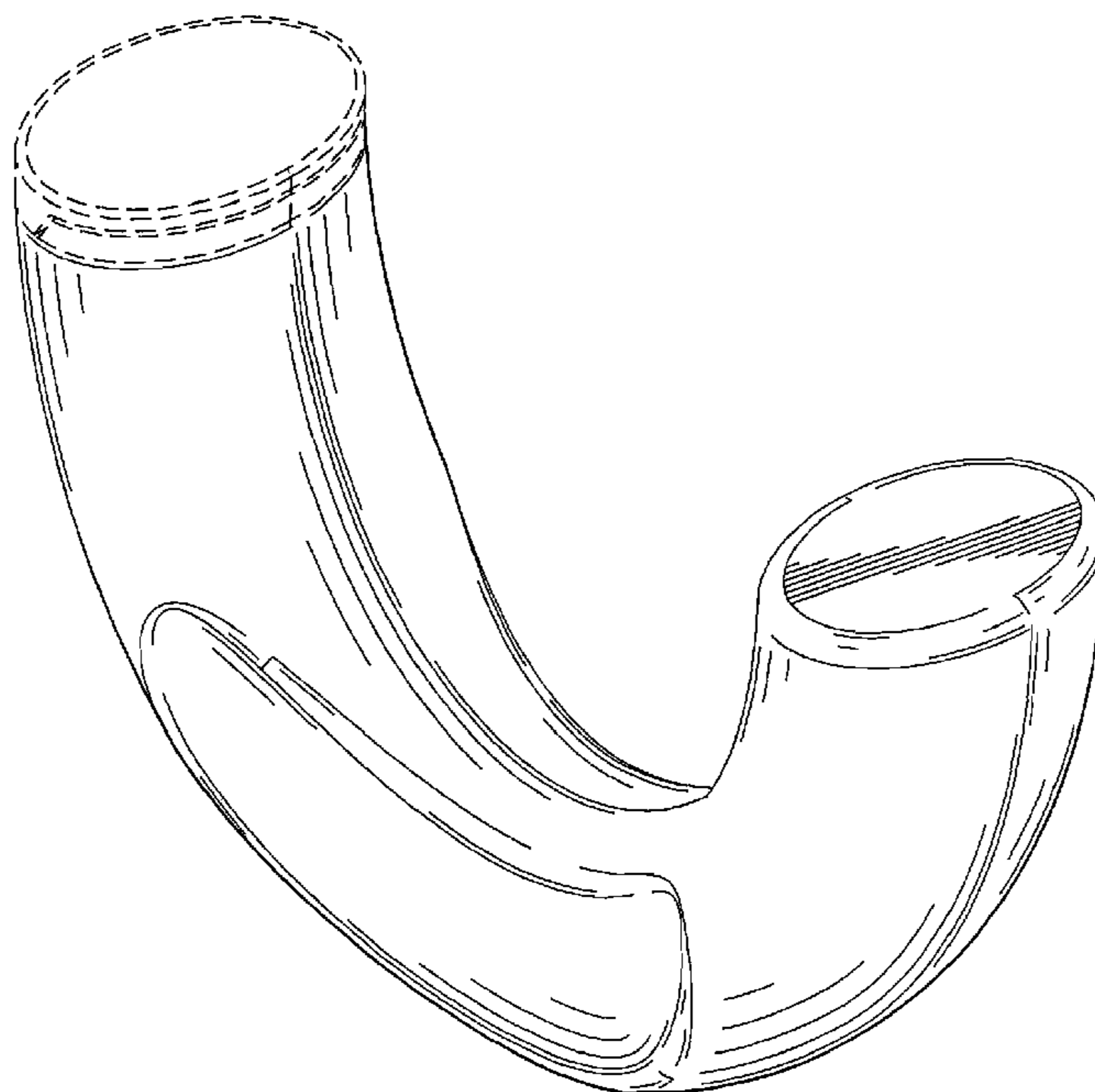
U.S. PATENT DOCUMENTS

D86,570 S * 3/1932 Humphreys D9/535
D105,379 S * 7/1937 Guerlan D9/542
D129,514 S * 9/1941 Parkinson D9/535
D285,172 S * 8/1986 Scuderi D28/7
D301,307 S * 5/1989 Pakzad D9/535
D305,406 S * 1/1990 Thune D9/526
D307,552 S * 5/1990 Pakzad D9/535
D314,511 S * 2/1991 Dinand D9/571
D314,907 S * 2/1991 Ricci D9/652
D332,572 S * 1/1993 Dinand D9/520
D343,660 S * 1/1994 Hwang D21/682
D368,662 S * 4/1996 Stewart-Johnson D9/535
D398,237 S * 9/1998 Walter D9/520
D459,233 S * 6/2002 Young D9/535
D562,690 S * 2/2008 Mansau et al. D9/600

FIG. 1 is a front perspective view of a hemi-spherical bottle showing my new design;
FIG. 2 is a back perspective view thereof;
FIG. 3 is a front view thereof;
FIG. 4 is a first side view thereof;
FIG. 5 is a second side view thereof;
FIG. 6 is a bottom view thereof; and,
FIG. 7 is a top view thereof.

The broken line showing of a hemi-spherical bottle is included for the purpose of illustrating only and forms no part of the claimed design.

1 Claim, 5 Drawing Sheets



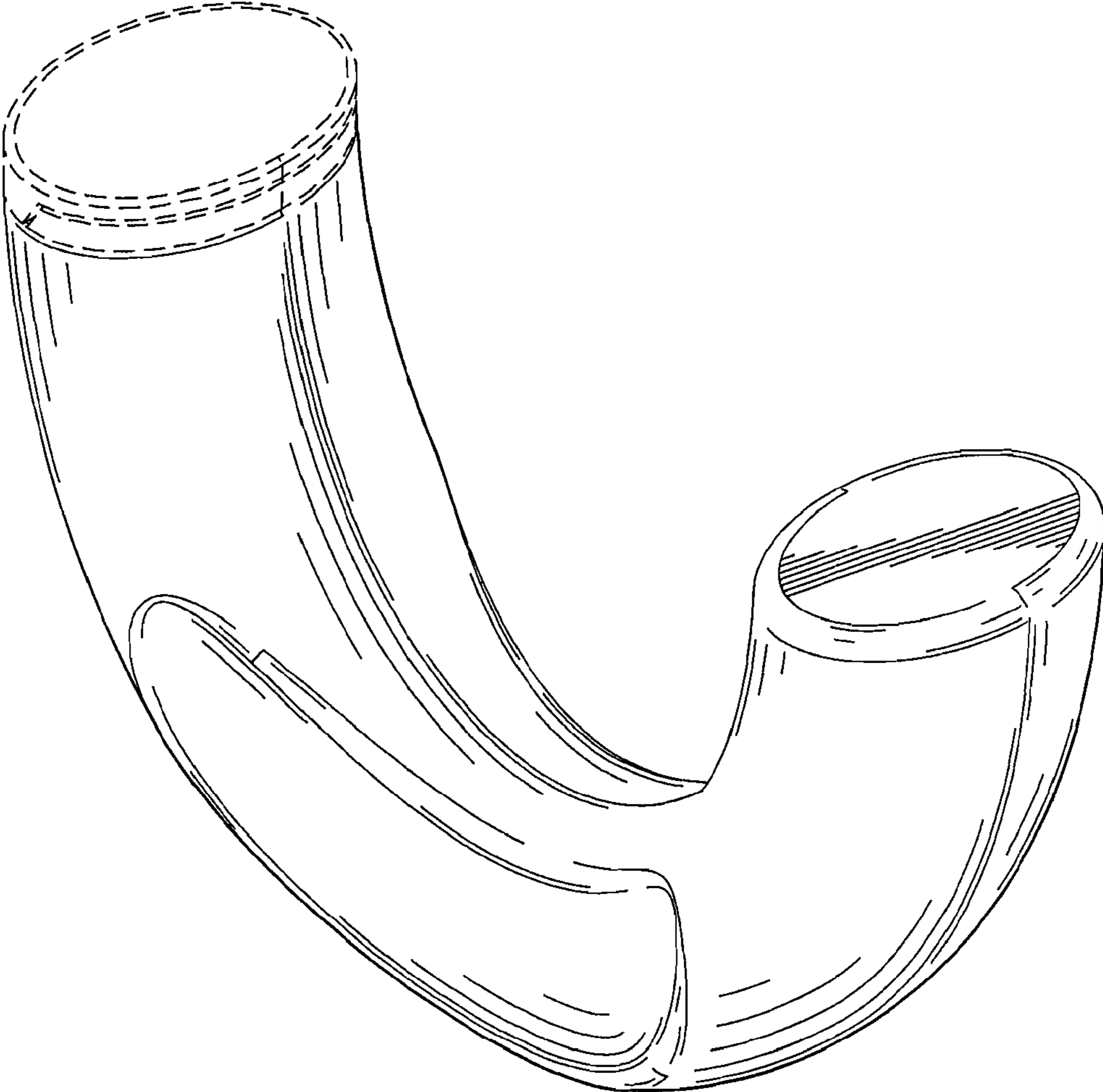


FIG. 1




FIG. 2

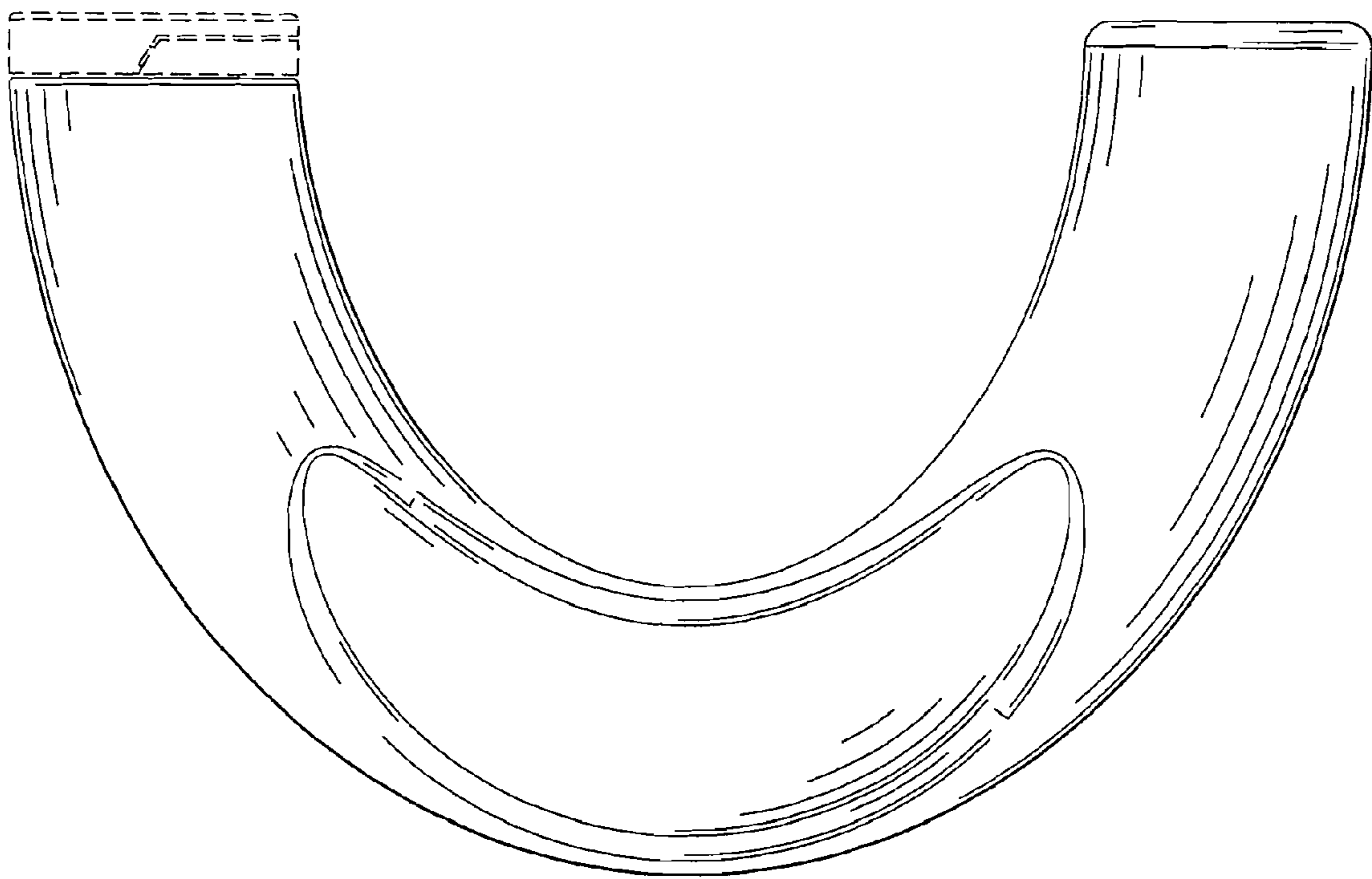


FIG. 3

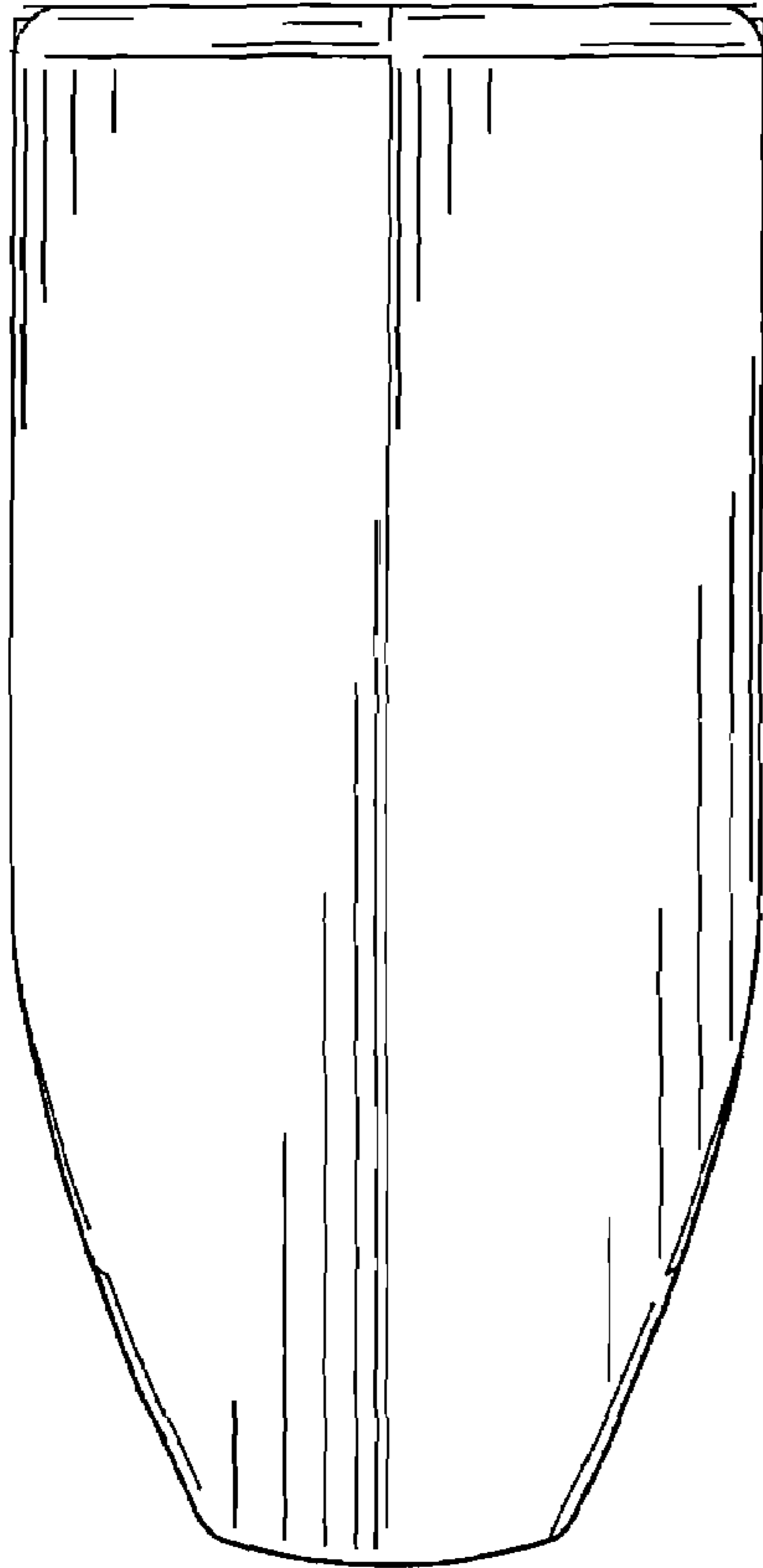


FIG. 4

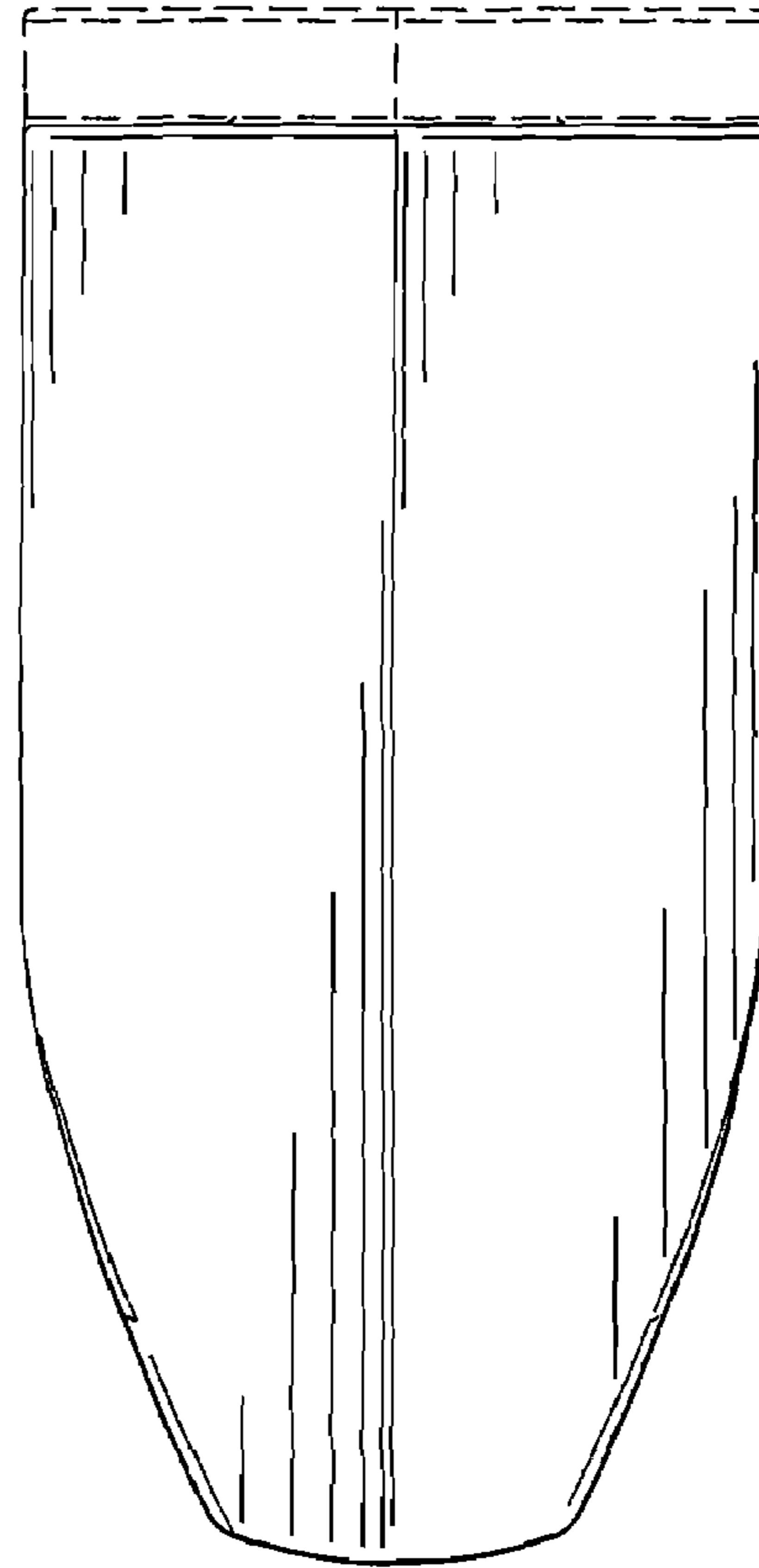


FIG. 5

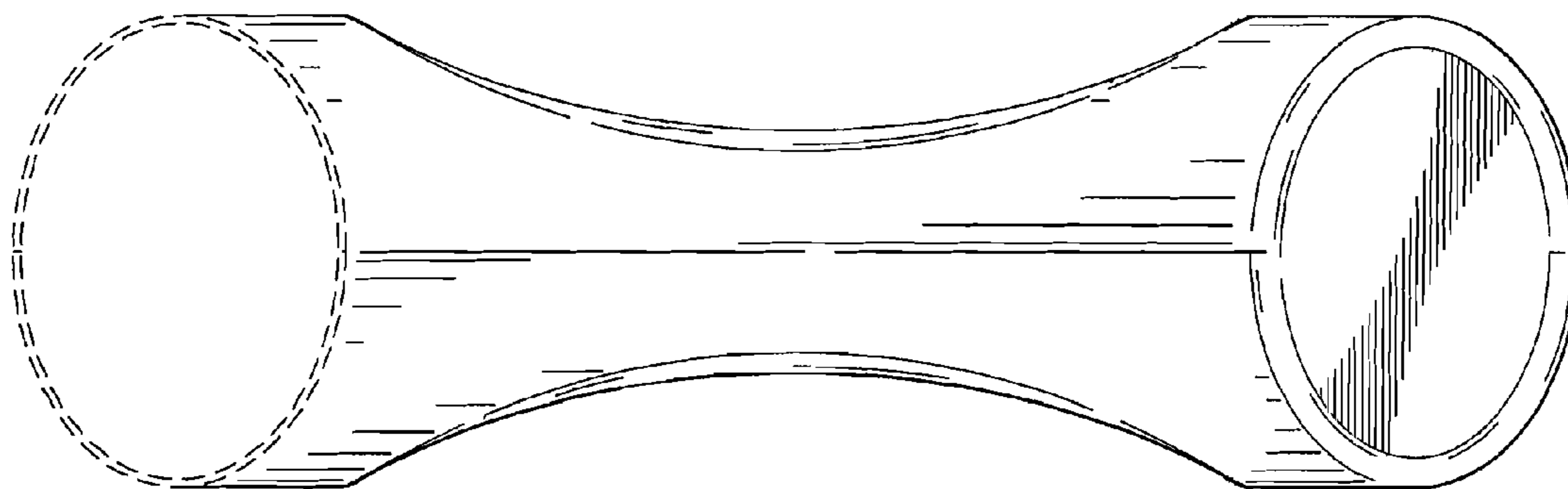


FIG. 6

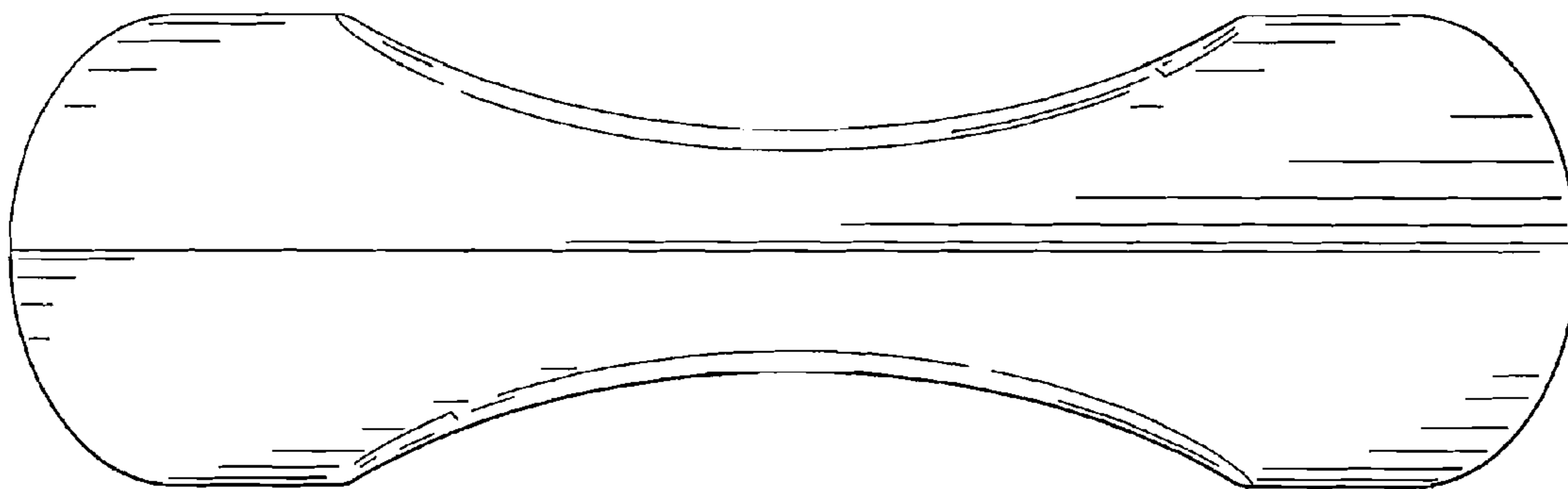


FIG. 7