



US00D593399S

(12) **United States Design Patent**
Douglas et al.

(10) **Patent No.:** **US D593,399 S**
(45) **Date of Patent:** **** Jun. 2, 2009**

(54) **ESCUTCHEON**

(75) Inventors: **Kelly Douglas**, Indianapolis, IN (US);
Victor Bogdanov, Manchester, CT (US)

(73) Assignee: **Schlage Lock Company**, Carmel, IN
(US)

(**) Term: **14 Years**

(21) Appl. No.: **29/322,826**

(22) Filed: **Aug. 13, 2008**

(51) **LOC (9) Cl.** **11-05**

(52) **U.S. Cl.** **D8/350; D8/330**

(58) **Field of Classification Search** D8/350-353,
D8/330, 331, 346, 302, 341, 343, 338; D23/254,
D23/249; 174/66; 292/347, 357, DIG. 37;
70/271, 277, 278.1, 284, 278.4, 285, 450;
340/5.21, 5.54, 5.65, 5.73, 5.81, 5.85

See application file for complete search history.

(56) **References Cited**

U.S. PATENT DOCUMENTS

- D199,485 S * 11/1964 Parriott D8/350
- D271,374 S * 11/1983 Butts D8/353
- D326,806 S 6/1992 Marques
- D326,996 S 6/1992 Birch
- D339,280 S 9/1993 Bray et al.
- D359,673 S 6/1995 Gibson
- D362,380 S * 9/1995 Ellis et al. D8/301
- D372,417 S 8/1996 Jimenez
- D396,323 S * 7/1998 Miranda D26/142
- D397,993 S 9/1998 Jimenez
- D411,732 S 6/1999 Chamberlain
- D429,142 S * 8/2000 Monge et al. D8/350
- D433,740 S * 11/2000 Milrud et al. D23/254
- D472,130 S * 3/2003 Ellis et al. D8/350
- D472,794 S * 4/2003 LaPlume et al. D8/350
- D479,682 S 9/2003 Frolov et al.
- D487,388 S 3/2004 Gundlach et al.
- D494,841 S * 8/2004 Moon et al. D8/352
- 6,828,519 B2 * 12/2004 Bui et al. 200/341
- D501,131 S * 1/2005 Oskamp et al. D8/331

- D503,329 S * 3/2005 Berberet D8/350
- D552,961 S 10/2007 Roberts
- D552,964 S 10/2007 Bogdanov et al.
- D552,966 S 10/2007 Roberts et al.

(Continued)

FOREIGN PATENT DOCUMENTS

- GB 1057067 2/1989
- GB 2039709 6/1994
- GB 2069120 9/1997
- GB 2069121 9/1997
- GB 2083344 5/1999
- GB 2083345 5/1999
- GB 2083346 5/1999

Primary Examiner—Stella M Reid

Assistant Examiner—Mark A Goodwin

(74) *Attorney, Agent, or Firm*—Michael Best & Friedrich
LLP

(57) **CLAIM**

The ornamental design for an escutcheon, as shown and described.

DESCRIPTION

FIG. 1 is a perspective view of an escutcheon embodying the invention.

FIG. 2 is a front elevational view of the escutcheon shown in FIG. 1.

FIG. 3 is a top plan view of the escutcheon shown in FIG. 1.

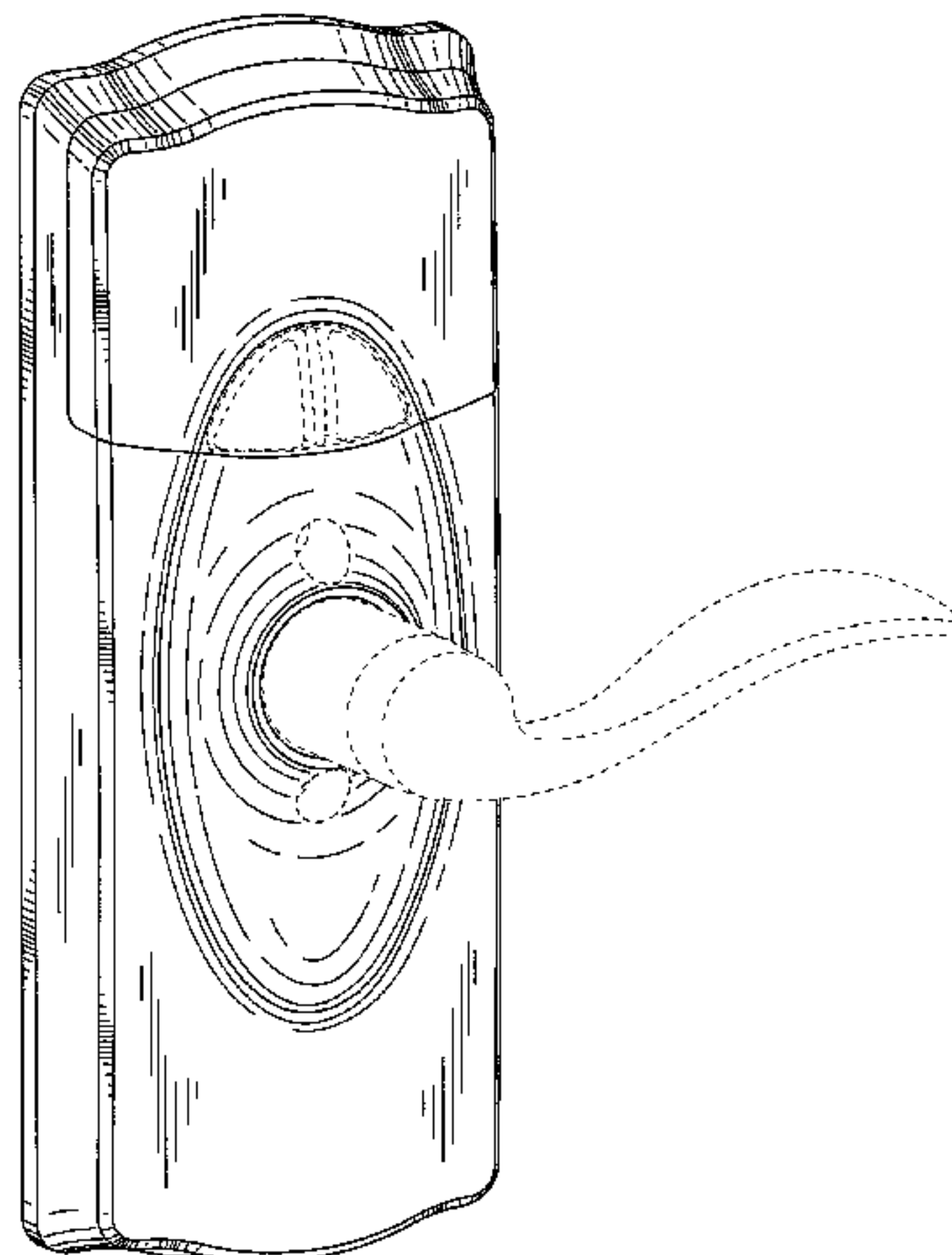
FIG. 4 is a bottom plan view of the escutcheon shown in FIG. 1.

FIG. 5 is a right side elevational view of the escutcheon shown in FIG. 1; and,

FIG. 6 is a left side elevational view of the escutcheon shown in FIG. 1.

The rear view is not part of the claimed design. The broken line showing is for illustrative purposes only and forms no part of the claimed design.

1 Claim, 5 Drawing Sheets



US D593,399 S

Page 2

U.S. PATENT DOCUMENTS

D552,967 S	10/2007	Roberts et al.	D571,183 S	6/2008	Roberts, III	
D552,968 S	10/2007	Roberts et al.	D579,312 S *	10/2008	Veltz	D8/330
D553,953 S	10/2007	Roberts et al.	D579,760 S	11/2008	Roberts, III	
			2006/0037373 A1 *	2/2006	Case et al.	70/278.1

* cited by examiner

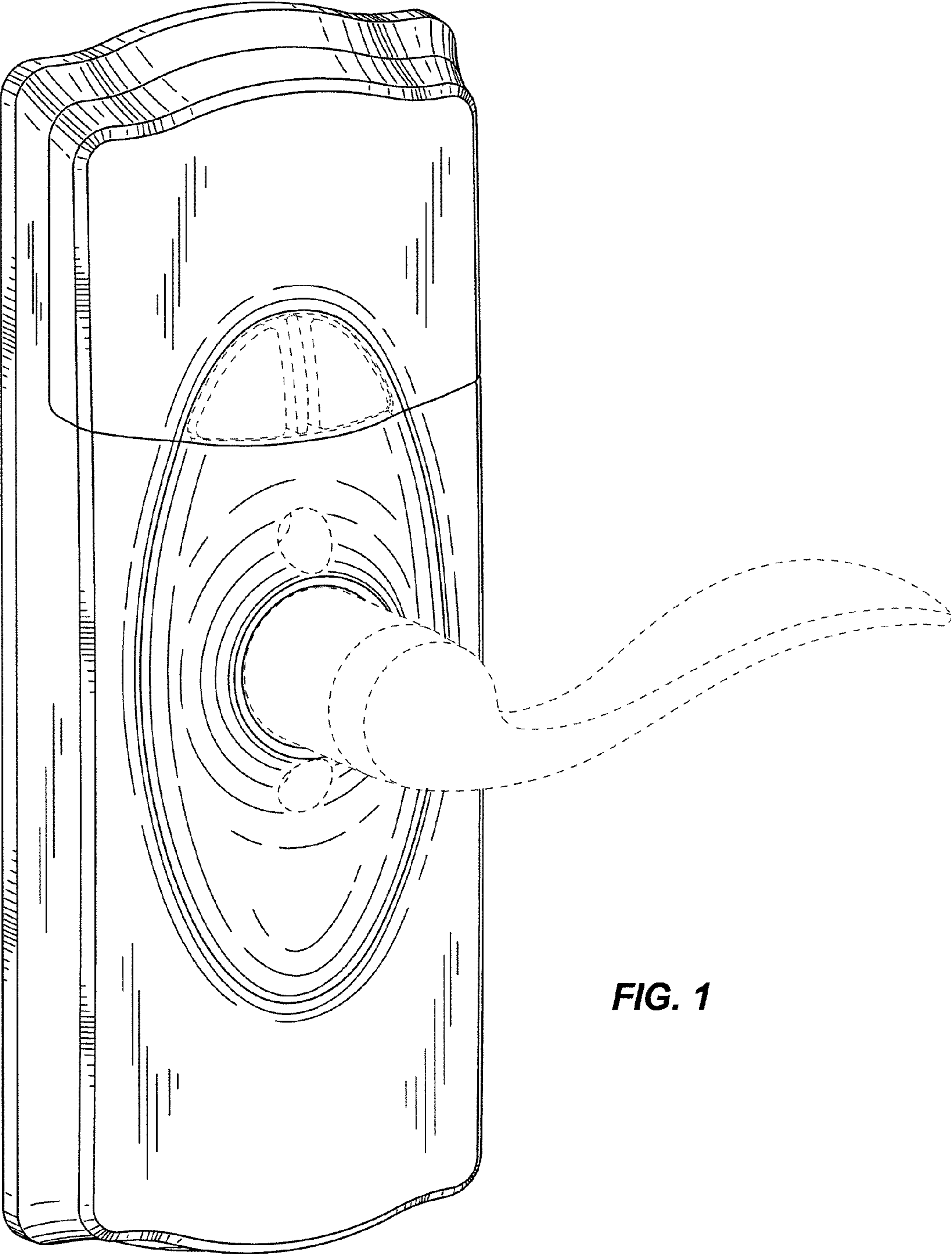


FIG. 1

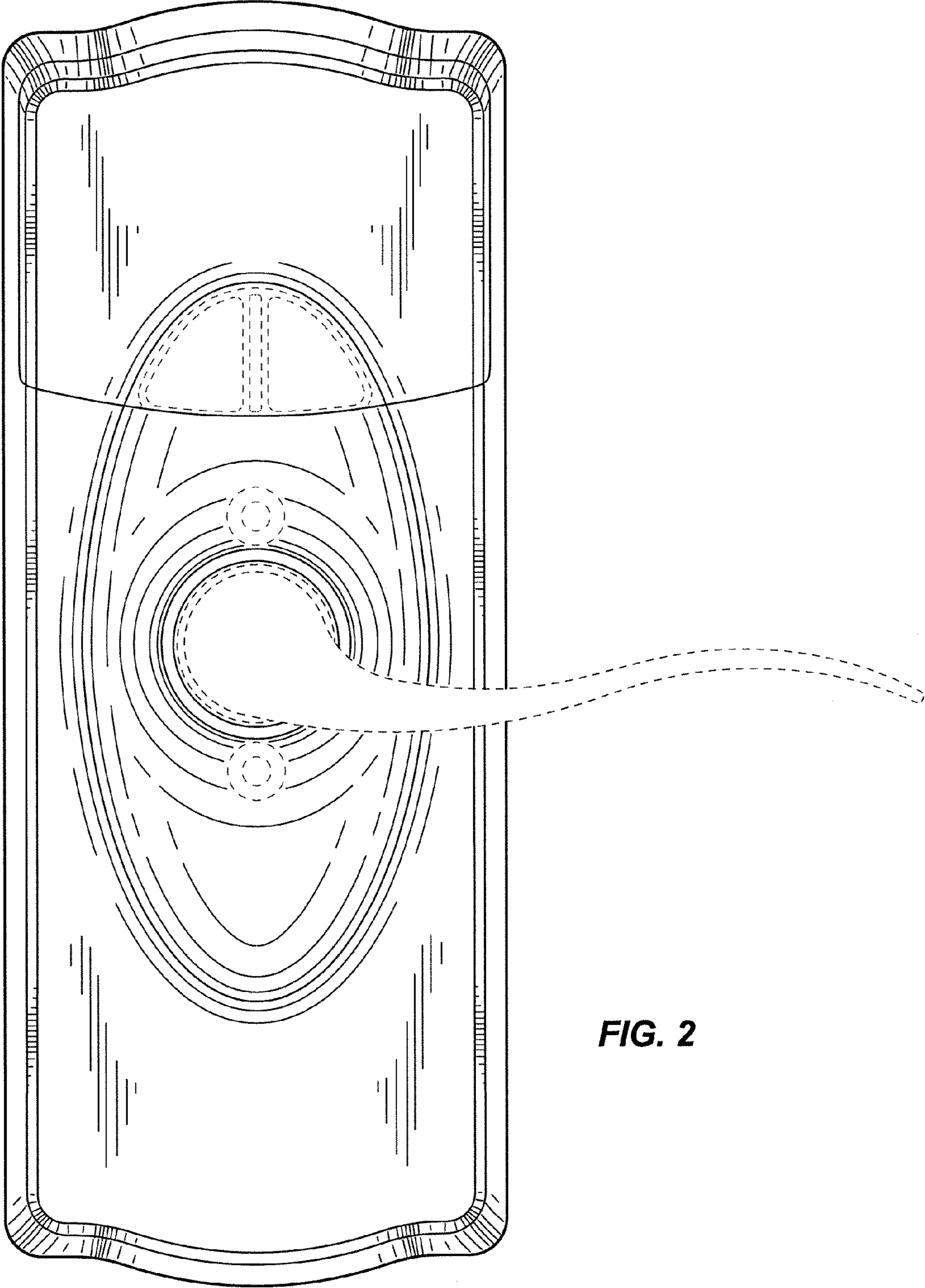


FIG. 2

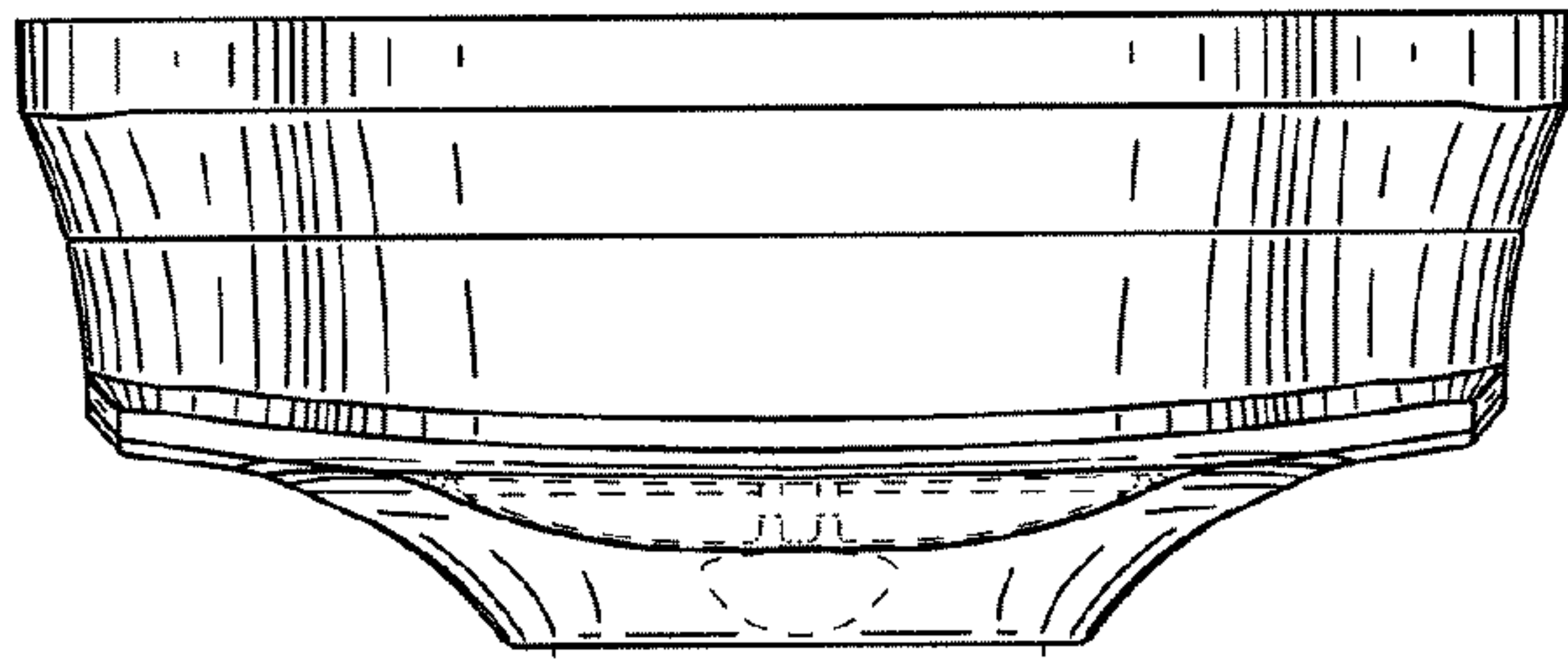


FIG. 3


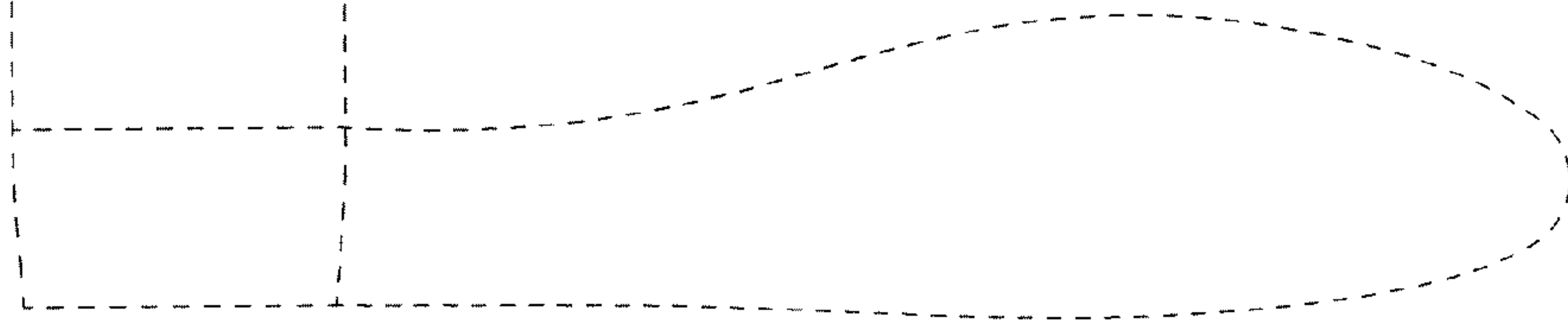
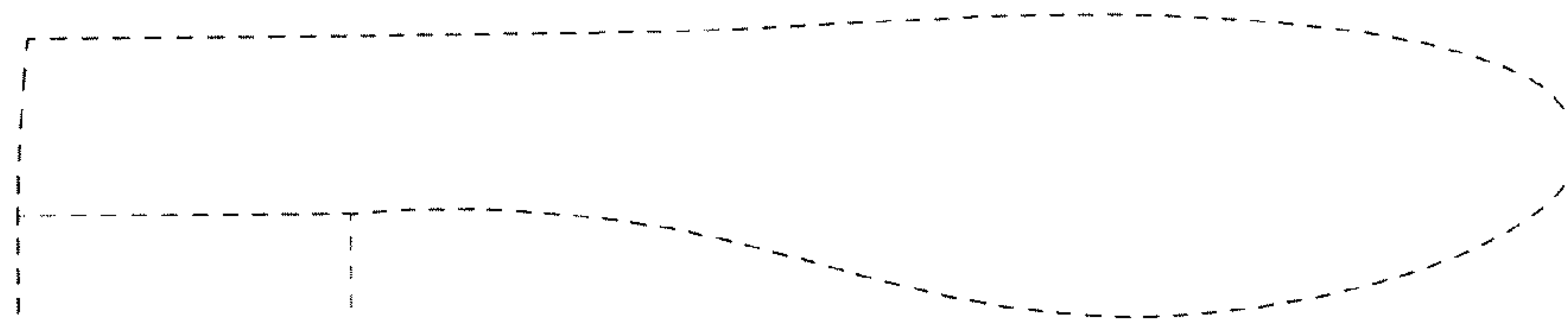


FIG. 4



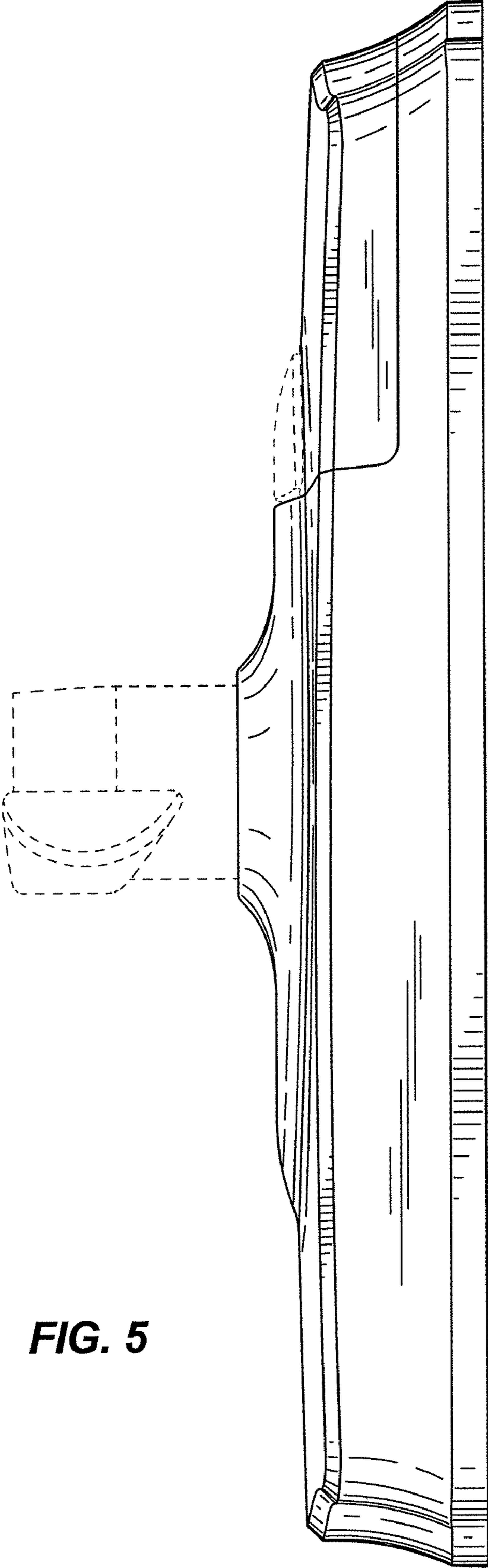


FIG. 5

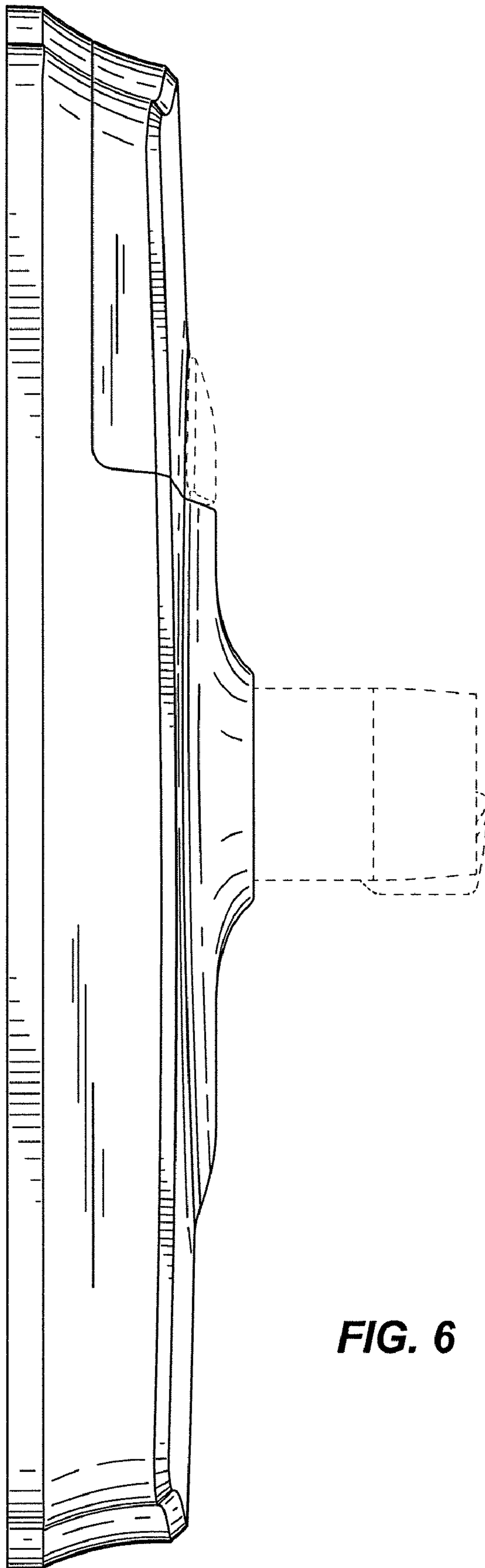


FIG. 6