

US00D593384S

(12) **United States Design Patent**
Deziel

(10) **Patent No.:** **US D593,384 S**
(45) **Date of Patent:** **** Jun. 2, 2009**

(54) **SHOVEL**

(76) Inventor: **Ronald R. Deziel**, 805 Farnum Pike,
North Smithfield, RI (US) 02896

(**) Term: **14 Years**

(21) Appl. No.: **29/318,130**

(22) Filed: **May 14, 2008**

(51) **LOC (9) Cl.** **08-01**

(52) **U.S. Cl.** **D8/10**

(58) **Field of Classification Search** D8/10;
294/49, 54.5, 58, 57

See application file for complete search history.

(56) **References Cited**

U.S. PATENT DOCUMENTS

D242,520 S *	11/1976	Nollar	D8/105
4,050,727 A *	9/1977	Bonnes	294/49
D395,927 S *	7/1998	Frelander	D21/532
5,921,700 A *	7/1999	Haver et al.	403/371
D486,043 S *	2/2004	Bennett	D8/10
D516,881 S *	3/2006	Conaway et al.	D8/10
D517,875 S *	3/2006	Conaway et al.	D8/10
D534,045 S *	12/2006	Fortier	D8/10
D563,181 S *	3/2008	Gailey	D8/10
D569,697 S *	5/2008	Baker	D8/10

* cited by examiner

Primary Examiner—Holly H Baynham

Assistant Examiner—Sheryl Lane

(74) *Attorney, Agent, or Firm*—Salter & Michaelson

(57) **CLAIM**

The ornamental design for a shovel, as shown and described.

DESCRIPTION

FIG. 1 is a perspective view of a shovel, the scoop portion being shown in broken lines;

FIG. 2 is a front view thereof, the scoop portion being shown in broken lines;

FIG. 3 is a front elevational view thereof;

FIG. 4 is a rear elevational view thereof;

FIG. 5 is a left side elevational view thereof;

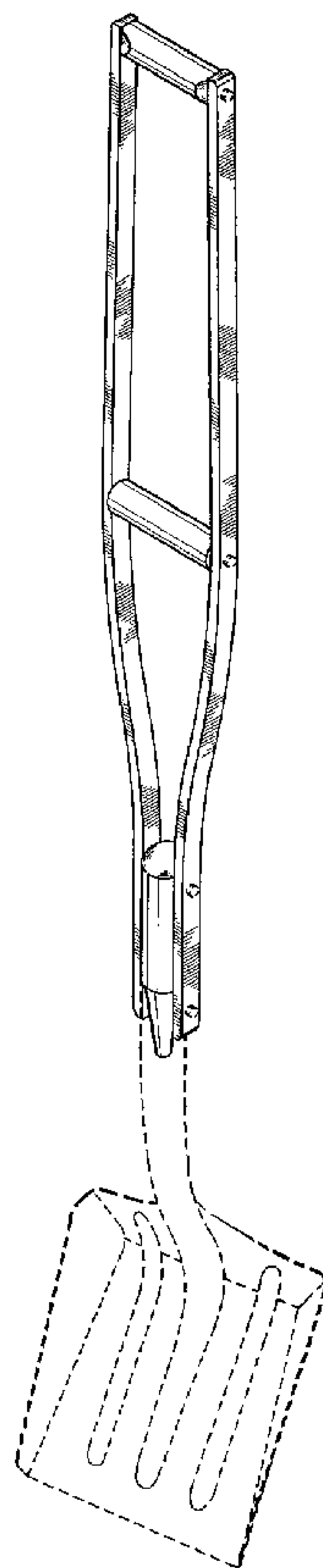
FIG. 6 is a right side elevational view thereof;

FIG. 7 is a top plan view thereof; and,

FIG. 8 is a bottom plan view thereof.

The portions shown in broken lines are included for illustrative purposes only and form no part of the claimed design.

1 Claim, 4 Drawing Sheets



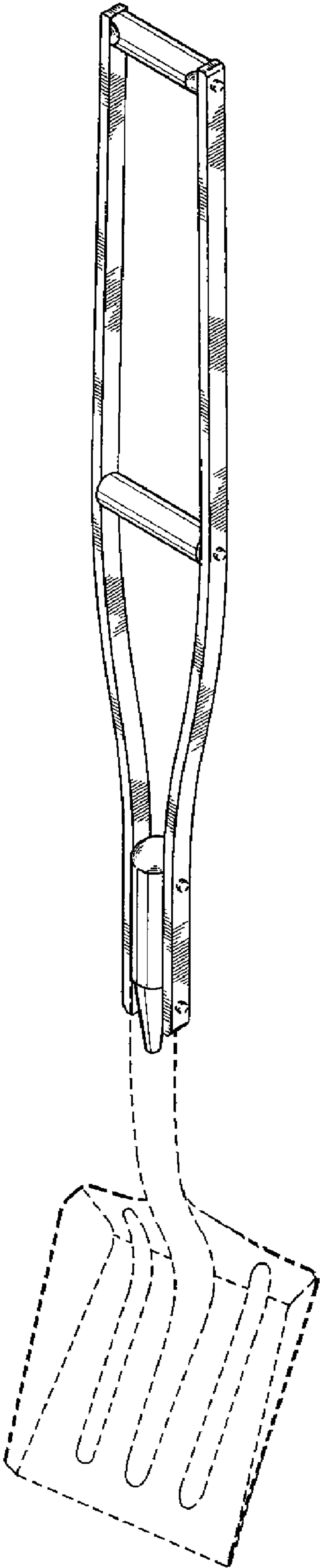


FIG. 1

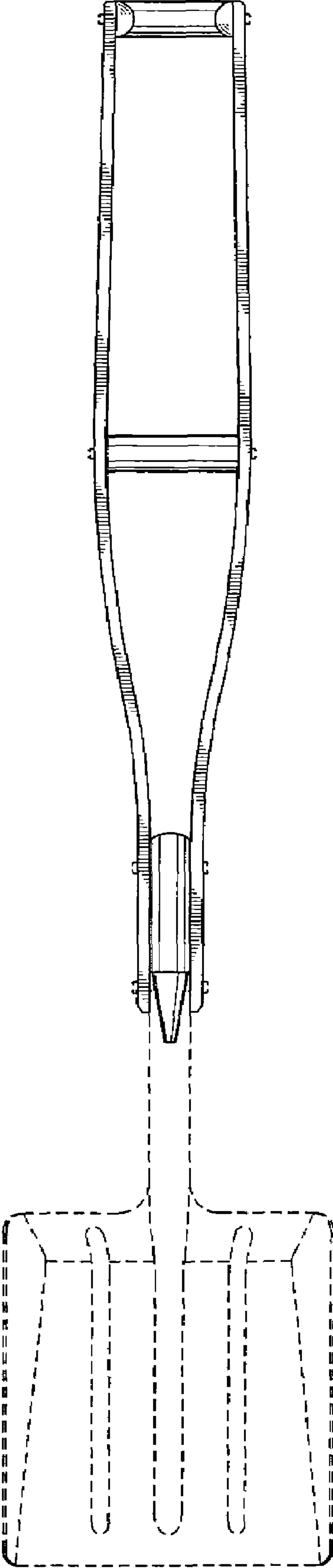


FIG. 2

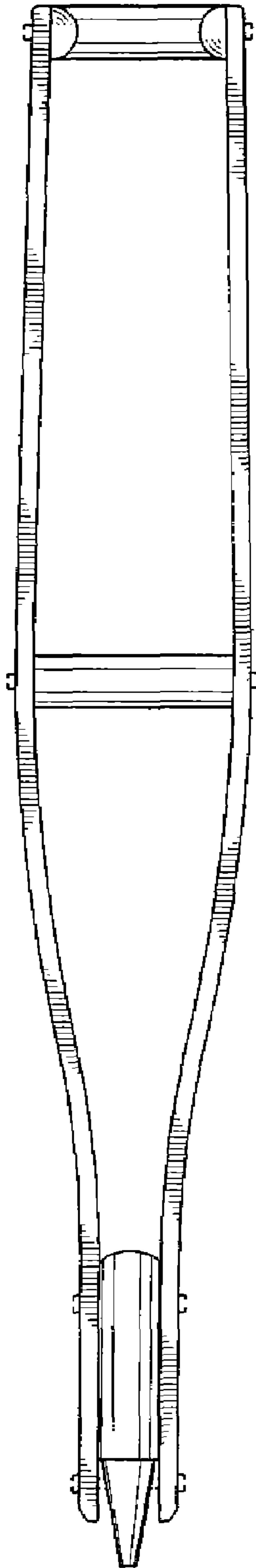


FIG. 3

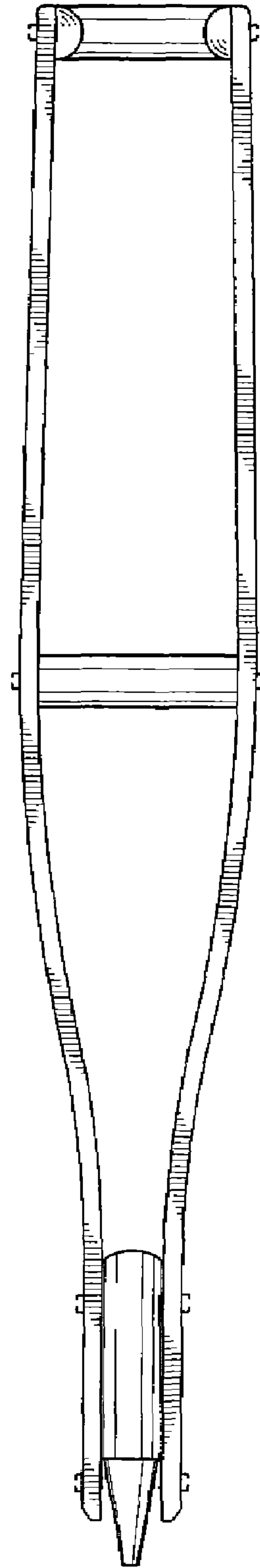


FIG. 4

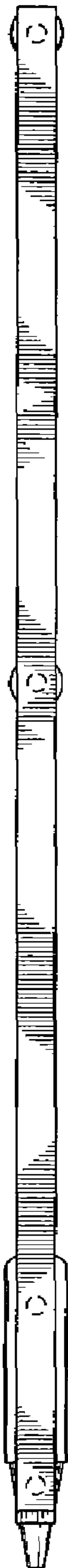


FIG. 5

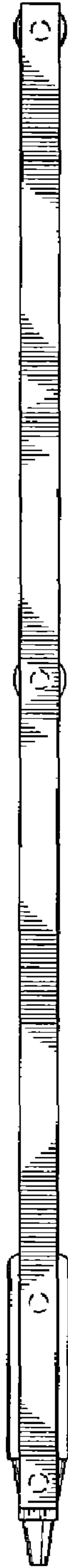


FIG. 6

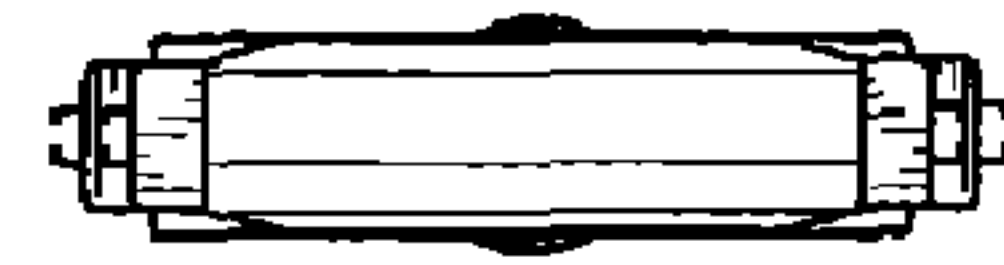


FIG. 7



FIG. 8