



US00D593378S

(12) **United States Design Patent**  
**Thompson**

(10) **Patent No.:** **US D593,378 S**  
(45) **Date of Patent:** **\*\* Jun. 2, 2009**

(54) **SPOON**

(75) Inventor: **Stephen W. Thompson**, Oneida, NY (US)

(73) Assignee: **Oneida, Ltd.**, Oneida, NY (US)

(\*\*) Term: **14 Years**

(21) Appl. No.: **29/328,981**

(22) Filed: **Dec. 5, 2008**

(51) **LOC (9) Cl.** ..... **07-03**

(52) **U.S. Cl.** ..... **D7/653**

(58) **Field of Classification Search** ..... D7/368,  
D7/395, 401.2, 642-646, 649-654, 660-669,  
D7/675-676, 683, 688-692, 695-696; 30/137,  
30/141-143, 147-150, 322-327, 329, 340,  
30/342-346; 416/70 R

See application file for complete search history.

(56) **References Cited**

**U.S. PATENT DOCUMENTS**

D362,373 S \* 9/1995 Richmond ..... D7/662  
D390,424 S \* 2/1998 Shane-Schuldt ..... D7/662  
D435,402 S \* 12/2000 Junko ..... D7/662

D563,736 S \* 3/2008 Junko ..... D7/653  
D565,362 S \* 4/2008 Ito ..... D7/653

\* cited by examiner

*Primary Examiner*—Caron Veynar

*Assistant Examiner*—Ricky Pham

(74) *Attorney, Agent, or Firm*—Marjama Muldoon; Blasiak & Sullivan LLP

(57) **CLAIM**

I claim: The ornamental design for a spoon, as shown and described.

**DESCRIPTION**

FIG. 1 is a left side view of a spoon, illustrating my new Design;

FIG. 2 is a top plan view thereof;

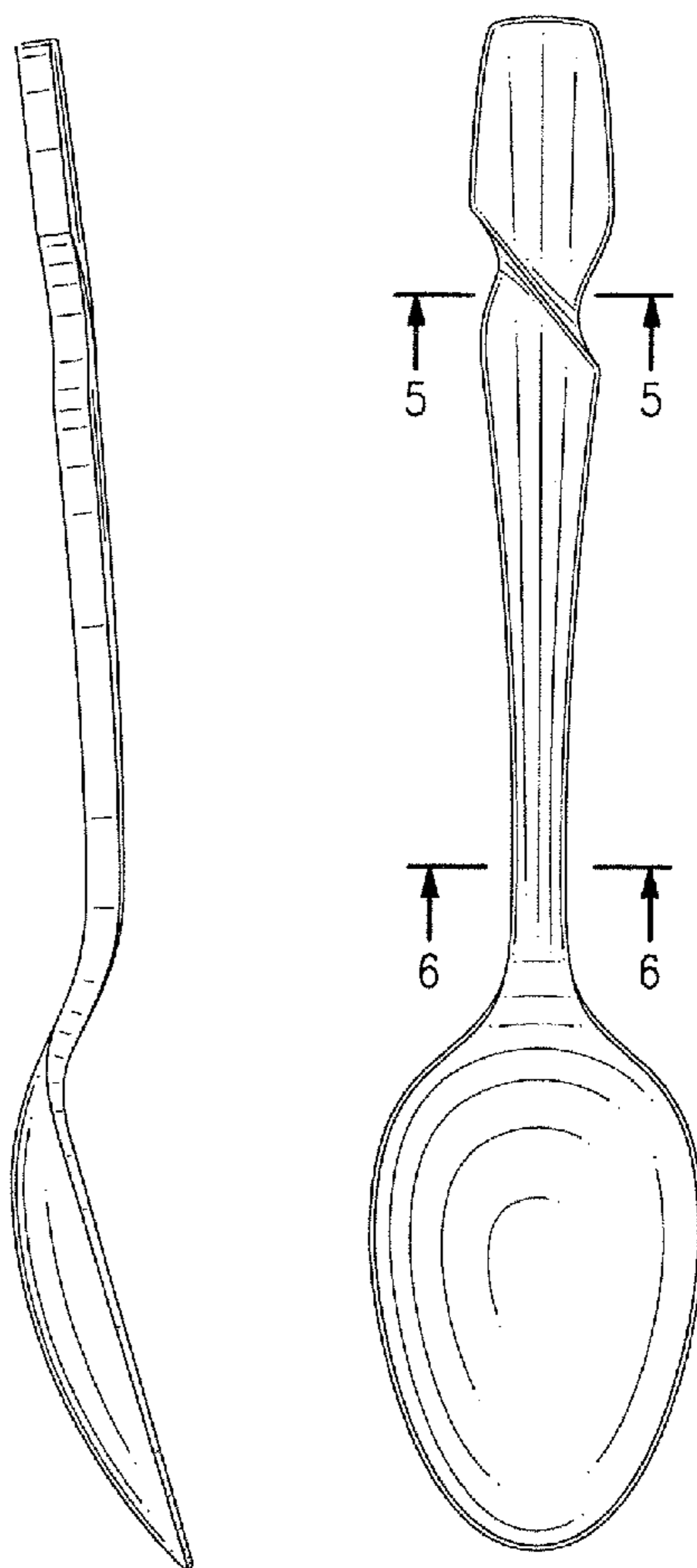
FIG. 3 is a right side view thereof;

FIG. 4 is a bottom view thereof;

FIG. 5 is a cross-sectional view taken through line 5—5 of FIG. 2; and,

FIG. 6 is a cross-sectional view taken through line 6—6 of FIG. 2.

**1 Claim, 1 Drawing Sheet**



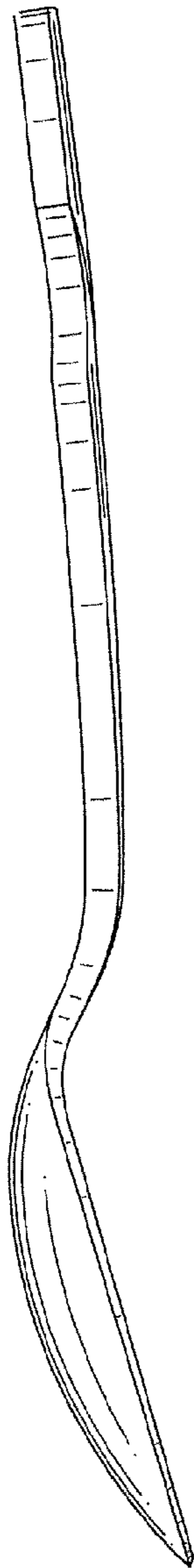


FIG. 1

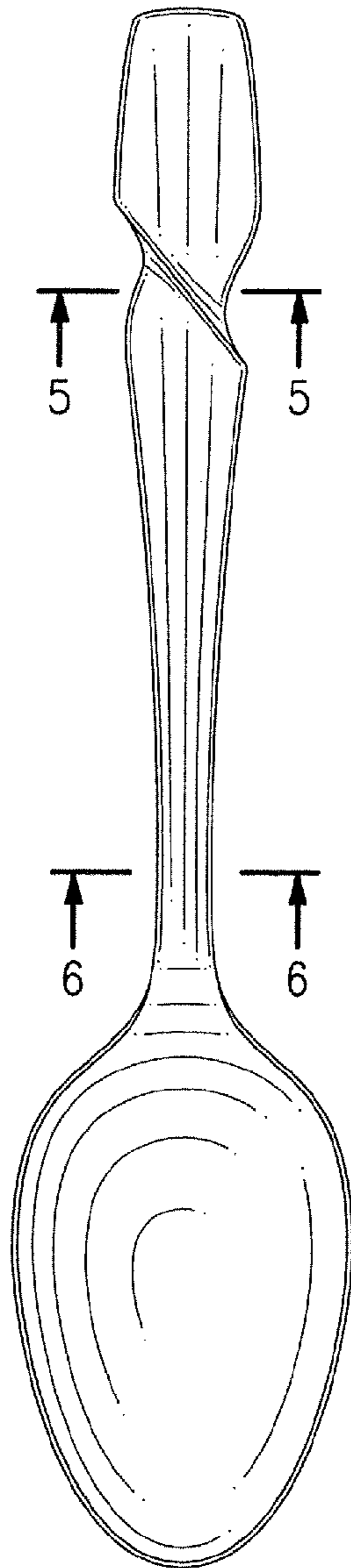


FIG. 2

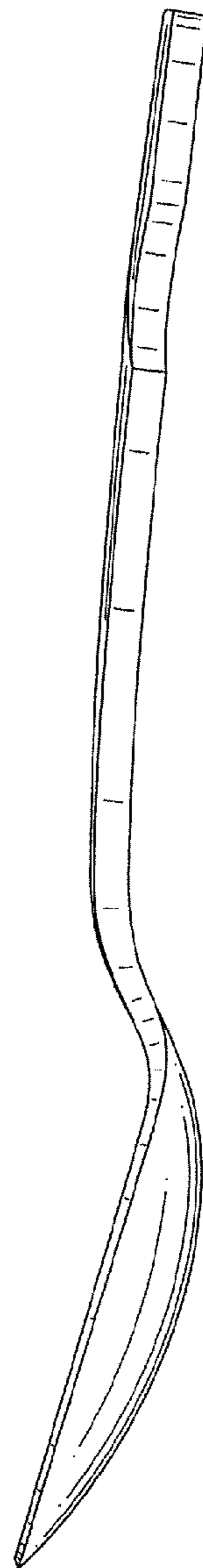


FIG. 3

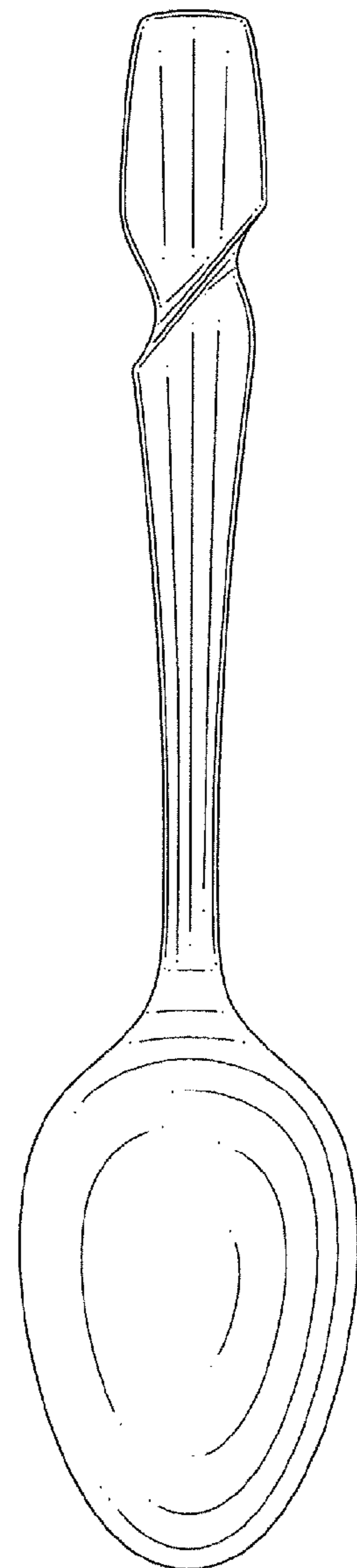


FIG. 4



FIG. 5



FIG. 6