



US00D593374S

(12) **United States Design Patent**
Shane-Schuldt

(10) **Patent No.:** **US D593,374 S**
(45) **Date of Patent:** **** Jun. 2, 2009**

(54) **SPOON**
(75) Inventor: **Diane Shane-Schuldt**, Sherrill, NY (US)
(73) Assignee: **Oneida, Ltd.**, Oneida, NY (US)
(**) Term: **14 Years**
(21) Appl. No.: **29/328,935**
(22) Filed: **Dec. 4, 2008**

D548,545 S * 8/2007 Shane-Schuldt D7/653
D575,595 S * 8/2008 Shane-Schuldt D7/653
D577,263 S * 9/2008 Shane-Schuldt D7/653
D579,733 S * 11/2008 Richmond D7/653

* cited by examiner

Primary Examiner—Caron Veynar

Assistant Examiner—Ricky Pham

(74) *Attorney, Agent, or Firm*—Marjama Muldoon Blasiak & Sullivan LLP

(51) **LOC (9) Cl.** **07-03**
(52) **U.S. Cl.** **D7/653**
(58) **Field of Classification Search** D7/368,
D7/395, 401.2, 642–646, 649–654, 660–669,
D7/675–676, 683, 688–692, 695–696; 30/137,
30/141–143, 147–150, 322–327, 329, 340,
30/342–346; 416/70 R
See application file for complete search history.

(57) **CLAIM**

The ornamental design for a spoon, as shown and described.

DESCRIPTION

FIG. 1 is a left side view of a spoon, illustrating my new Design;

FIG. 2 is a top plan view thereof;

FIG. 3 is a right side view thereof;

FIG. 4 is a bottom view thereof;

FIG. 5 is a cross-sectional view taken through line 5–5 of FIG. 2; and,

FIG. 6 is a cross-sectional view taken through line 6–6 of FIG. 2.

(56) **References Cited**

U.S. PATENT DOCUMENTS

D50,626 S * 4/1917 Malmquist D7/653
D52,222 S * 7/1918 Kintz D7/653
D78,553 S * 5/1929 Allen D7/653
D490,282 S * 5/2004 Shane-Schuldt D7/653
D535,158 S * 1/2007 Ito D7/653
D545,641 S * 7/2007 Junko D7/653

1 Claim, 1 Drawing Sheet

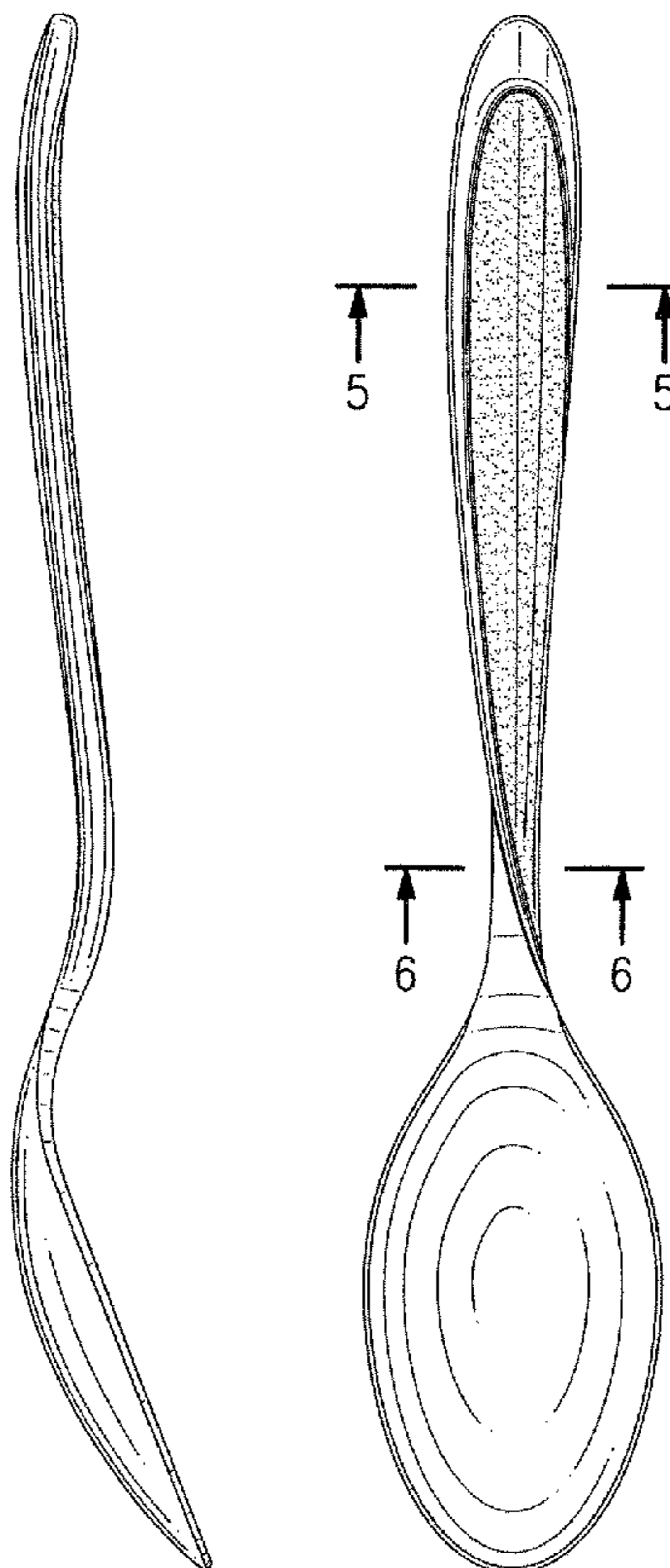




FIG. 1

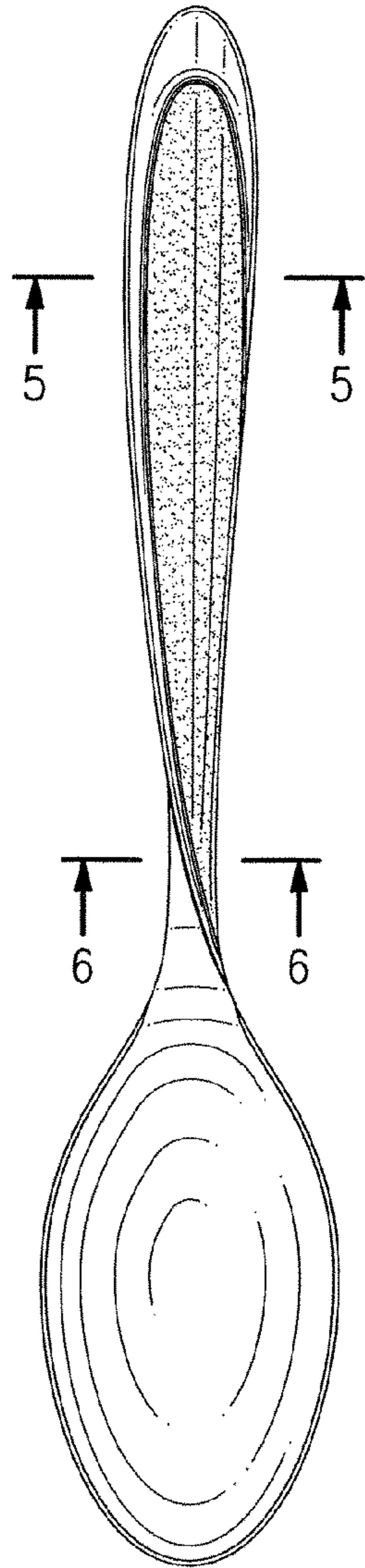


FIG. 2



FIG. 3

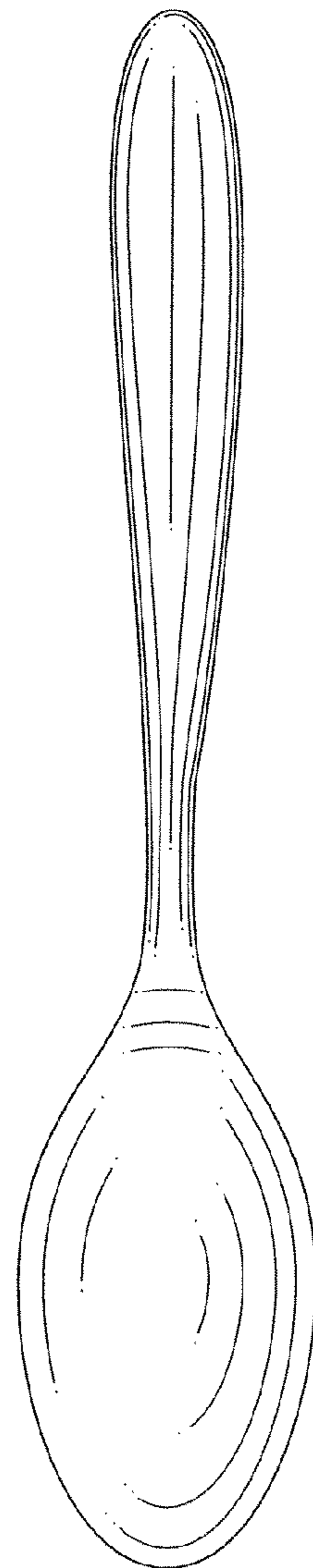


FIG. 4

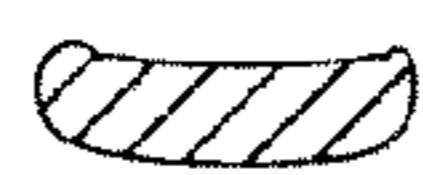


FIG. 5



FIG. 6