

US00D593363S

(12) **United States Design Patent**
Collinson

(10) **Patent No.:** **US D593,363 S**
(45) **Date of Patent:** **** Jun. 2, 2009**

- (54) **PIE PLATE INSERT FOR SEGMENTING BAKED GOODS**
- (76) Inventor: **Madeleine A. Collinson**, 5312 Highcastle Dr., Fort Collins, CO (US) 80525
- (**) Term: **14 Years**
- (21) Appl. No.: **29/318,868**
- (22) Filed: **May 29, 2008**
- (51) **LOC (9) Cl.** **07-02**
- (52) **U.S. Cl.** **D7/409; D7/357**
- (58) **Field of Classification Search** D3/203.4; D7/323, 354-361, 392.1, 393, 396.1, 408, D7/412, 505, 513, 540-549, 550.1, 551.1, D7/552.1, 553.1, 553.4-553.8, 555, 584, D7/673, 698; D9/414, 420-432, 456, 757; 30/114, 302-303; 99/324, 339, 430, 645; 206/533; 220/4.21, 23.2-23.8, 309.1, 367.1, 220/376-377, 573.1-573.4, 575, 601-602, 220/610, 629, 669, 672-675, 912
See application file for complete search history.

4,083,452 A *	4/1978	Rossmo	206/533
D248,271 S	6/1978	McGee, III		
4,114,265 A	9/1978	Bailey		
4,170,302 A	10/1979	Baca		
D260,223 S	8/1981	De Coster		
D266,299 S	9/1982	Taylor		
4,565,053 A	1/1986	Browne et al.		
D283,964 S	5/1986	Shun		
D284,061 S	6/1986	Shun		
4,681,000 A	7/1987	Wolters		
4,777,057 A	10/1988	Sugisawa et al.		
5,022,843 A	6/1991	Secondiak		
5,074,777 A	12/1991	Garner		
5,129,159 A	7/1992	Fuenzalida		
D330,665 S	11/1992	Neuendorf		
D348,219 S *	6/1994	Goldberg	D3/203.4
5,346,423 A	9/1994	Caveza et al.		
5,446,965 A *	9/1995	Makridis	30/303
5,848,470 A	12/1998	Anderson		
5,933,918 A	8/1999	Wallays		
5,960,548 A	10/1999	Eldridge		
6,287,619 B1	9/2001	Khan		
6,381,852 B1	5/2002	Wallays et al.		
6,557,260 B1 *	5/2003	Morris	30/114
D477,179 S	7/2003	So		
6,632,467 B1	10/2003	Salvi		
6,745,660 B2	6/2004	Caputo		
6,851,192 B2	2/2005	So		
7,007,876 B2	3/2006	Galante et al.		
7,156,434 B2	1/2007	Upton		
7,266,894 B1 *	9/2007	Hinckley	30/302
2008/0178470 A1	7/2008	Peterson		

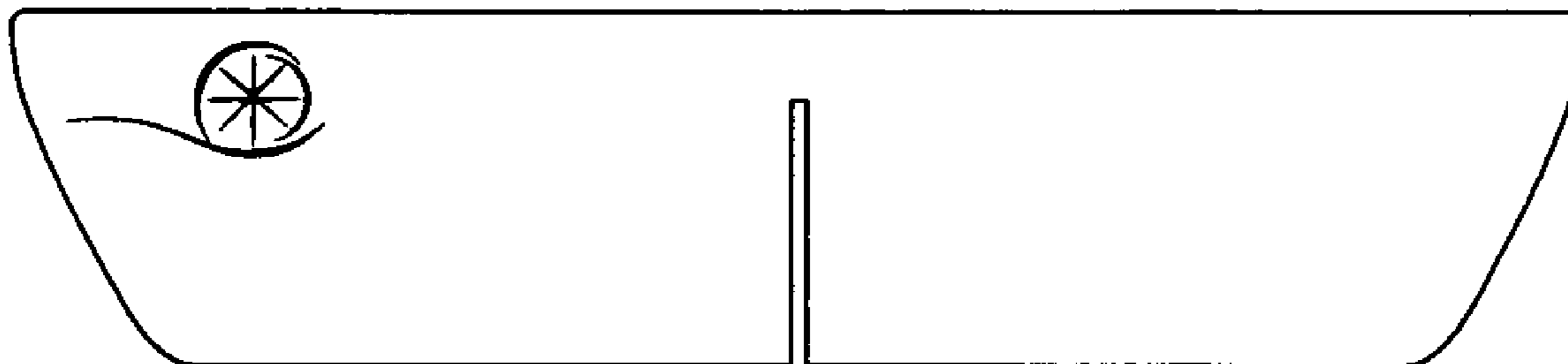
(56) **References Cited**

U.S. PATENT DOCUMENTS

261,811 A *	7/1882	Coues	220/575
348,839 A	9/1886	Grosz		
731,417 A	6/1903	Thorne		
D38,512 S *	4/1907	Donovan	D7/546
1,290,186 A	1/1919	Held		
1,371,195 A	3/1921	Boyce		
1,581,310 A *	4/1926	Fetschan	30/303
1,613,223 A	1/1927	Davis		
1,647,186 A	11/1927	Miles et al.		
2,081,078 A	5/1937	Watson		
2,327,988 A	8/1943	Bassett		
2,555,690 A *	6/1951	Guerra	30/114
2,598,789 A *	6/1952	Harrell	99/645
2,824,588 A *	2/1958	Lyon et al.	30/114
3,060,838 A *	10/1962	Priore	99/430
D206,279 S *	11/1966	Palmer	D7/673
D246,411 S	11/1977	Blanchard		

OTHER PUBLICATIONS

8—cut S. S. Pie Cutter, www.ablekitchen.com printed Jan. 17, 2007 (1 page).
 Able Kitchen—Restaurant Equipment and Kitchen Supplies, www.ablekitchen.com printed Jan. 10, 2007 (1 page).
 Cake Marker, www.pastrychef.com printed Feb. 20, 2007 (1 page).
 Lattice Matrix, www.pastrychef.com printed Feb. 21, 2007 (1 page).
 Cake Slicer, www.pastrychef.com printed Feb. 21, 2007 (1 page).
 X-Cart Powerful PHP shopping cart software—Checkerboard Cake Pan Set, www.confectioneryhouse.com printed Apr. 6, 2007 (1 page).
 Target : Norpro Checkerboard Cake Pan Set, www.target.com printed Apr. 6, 2007 (2 pages).



EBay : Norpro Quality Nonstick Springform Pan W/Divider NIB, www.cgi.ebay.com printed Apr. 6, 2007 (4 pages).
 Cake pans : Springform, www.fancyflours.com printed Apr. 6, 2007 (2 pages).
 Pie Cutter, www.pastrychef.com. printed Feb. 20, 2007 (1 page).
 Cheese Cake Pans, www.pastrychef.com printed Feb. 21, 2007 (1 page).
 Johnson Rose Pie Cutter, 8 Cuts, 18—8 Stainless Steel, www.waresdirect.com printed Feb. 21, 2007 (1 page).
 Oval Cutter Set, www.pastrychef.com printed Feb. 21, 2007 (1 page).
 Tunnel of Bundt ® Baking Insert, www.chefscatalog.com printed Feb. 21, 2007 (1 page).
 Nordicware Cornbread & Scone Pan—Nordicware Bundt Pans & other, www.chefsresource.com printed Feb. 21, 2007 (1 page).
 Amazon.com: pie cutter—Kitchen & Housewares, items 1–24, www.amazon.com printed Feb. 21, 2007 (3 pages).
 Amazon.com: pie cutter—Kitchen & Housewares, items 25–48, www.amazon.com printed Feb. 21, 2007 (4 pages).
 Pie Cutter—Home & Garden—Compare Prices, Reviews and Buy at . . . , www.nextag.com/Home-Garden printed Feb. 21, 2007 (2 pages).
 Pie Cutter—Home & Garden—Compare Prices, Reviews and Buy at . . . , www.nextag.com/pie-cutter/search printed Feb. 21, 2007 (3 pages).
 Williams—Sonoma / Catalog, Mini Scone Pan, www.williams-sonoma.com printed Feb. 21, 2007 (1 page).
 Williams—Sonoma / Catalog, Scone Pan, www.williams-sonoma.com printed Feb. 21, 2007 (1 page).
 Bed Bath & Beyond, Kitchen>Bakeware>Non-Stick, Slice Solutions Pie Pan, 1 page, Oct. 28, 2008.

* cited by examiner

Primary Examiner—Caron Veynar
Assistant Examiner—Ricky Pham
 (74) *Attorney, Agent, or Firm*—Santangelo Law Offices, P.C.

(57) **CLAIM**

The ornamental design for a pie plate insert for segmenting baked goods, as shown and described.

DESCRIPTION

FIG. 1 is a front view of an embodiment of a first part of an unassembled pie plate insert;
 FIG. 2 is a front view of an embodiment of a second part of an unassembled pie plate insert;
 FIG. 3 is a front view of an embodiment of a third part of an unassembled pie plate insert;
 FIG. 4 is a front view of an embodiment of a fourth part of an unassembled pie plate insert;
 FIG. 5 is a front view of an alternative embodiment of a first part of an unassembled pie plate insert;
 FIG. 6 is a front view of an alternative embodiment of a second part of an unassembled pie plate insert;
 FIG. 7 is a front view of an alternative embodiment of a third part of an unassembled pie plate insert;
 FIG. 8 is a front view of an alternative embodiment of a fourth part of an unassembled pie plate insert;
 FIG. 9 is a front view of an alternative embodiment of a first part of an unassembled pie plate insert;
 FIG. 10 is a front view of an alternative embodiment of a second part of an unassembled pie plate insert;
 FIG. 11 is a front view of an alternative embodiment of a third part of an unassembled pie plate insert;

FIG. 12 is a front view of an alternative embodiment of a fourth part of an unassembled pie plate insert;
 FIG. 13 is a front view of an alternative embodiment of a first part of an unassembled pie plate insert;
 FIG. 14 is a front view of an alternative embodiment of a second part of an unassembled pie plate insert;
 FIG. 15 is a front view of an alternative embodiment of a third part of an unassembled pie plate insert;
 FIG. 16 is a front view of an alternative embodiment of a fourth part of an unassembled pie plate insert;
 FIG. 17 is a front view of an alternative embodiment of a first part of an unassembled pie plate insert;
 FIG. 18 is a front view of an alternative embodiment of a second part of an unassembled pie plate insert;
 FIG. 19 is a front view of an alternative embodiment of a third part of an unassembled pie plate insert;
 FIG. 20 is a front view of an alternative embodiment of a fourth part of an unassembled pie plate insert;
 FIG. 21 is a front view of an alternative embodiment of a first part of an unassembled pie plate insert;
 FIG. 22 is a front view of an alternative embodiment of a second part of an unassembled pie plate insert;
 FIG. 23 is a front view of an alternative embodiment of a third part of an unassembled pie plate insert;
 FIG. 24 is a front view of an alternative embodiment of a fourth part of an unassembled pie plate insert;
 FIG. 25 is a front view of an alternative embodiment of a first part of an unassembled pie plate insert;
 FIG. 26 is a front view of an alternative embodiment of a second part of an unassembled pie plate insert;
 FIG. 27 is a front view of an alternative embodiment of a third part of an unassembled pie plate insert;
 FIG. 28 is a front view of an alternative embodiment of a fourth part of an unassembled pie plate insert;
 FIG. 29 is a front and identical back view of an alternative embodiment of a first part of an unassembled pie plate insert and also represents a back view of a first part of an unassembled pie plate insert of FIGS. 1, 5, 9, 13, 17, 21, and 25;
 FIG. 30 is a front and identical back view of an alternative embodiment of a second part of an unassembled pie plate insert and also represents a back view of a second part of an unassembled pie plate insert of FIGS. 2, 6, 10, 14, 18, 22, and 26;
 FIG. 31 is a front and identical back view of an alternative embodiment of a third part of an unassembled pie plate insert and also represents a back view of a third part of an unassembled pie plate insert of FIGS. 3, 7, 11, 15, 19, 23, and 27;
 FIG. 32 is a front and identical back view of an alternative embodiment of a fourth part of an unassembled pie plate insert and also represents a back view of a fourth part of an 15 unassembled pie plate insert of FIGS. 4, 8, 12, 16, 20, 24 and 28;
 FIG. 33 is a front view of an alternative embodiment of a first part of an unassembled pie plate insert;
 FIG. 34 is a front view of an alternative embodiment of a second part of an unassembled pie plate insert;
 FIG. 35 is a front view of an alternative embodiment of a third part of an unassembled pie plate insert;

FIG. 36 is a front view of an alternative embodiment of a fourth part of an unassembled pie plate insert;

FIG. 37 is a front and identical back view of an alternative embodiment of a first part of an unassembled pie plate insert and also represents a back view of a first part of an unassembled pie plate insert of FIG. 33;

FIG. 38 is a front and identical back view of an alternative embodiment of a second part of an unassembled pie plate insert and also represents a back view of a second part of an unassembled pie plate insert of FIG. 34;

FIG. 39 is a front and identical back view of an alternative embodiment of a third part of an unassembled pie plate insert and also represents a back view of a third part of an unassembled pie plate insert of FIG. 35;

FIG. 40 is a front and identical back view of an alternative embodiment of a fourth part of an unassembled pie plate insert and also represents a back view of a fourth part of an unassembled pie plate insert of FIG. 36;

FIG. 41 is a top and identical bottom view of a fully assembled pie plate insert with each of the embodiments presented in FIGS. 1–40;

FIG. 42 is a side perspective view of a fully assembled pie plate insert with each of the embodiments presented in FIGS. 1–40;

FIG. 43 is a side view of a fully assembled pie plate insert with each of the embodiments presented in FIGS. 1–40;

FIG. 44 is an enlarged view of a design as presented in FIGS. 1–4, 9–12, 13–16, 17–20, 21–24, and 33–36; shown separately for ease of illustration; and,

FIG. 45 is a cross-sectional view taken through line A—A of FIG. 45.

The broken lines shown in the drawings are for illustrative purposes only and form no part of the claimed design.

1 Claim, 15 Drawing Sheets




Fig. 1

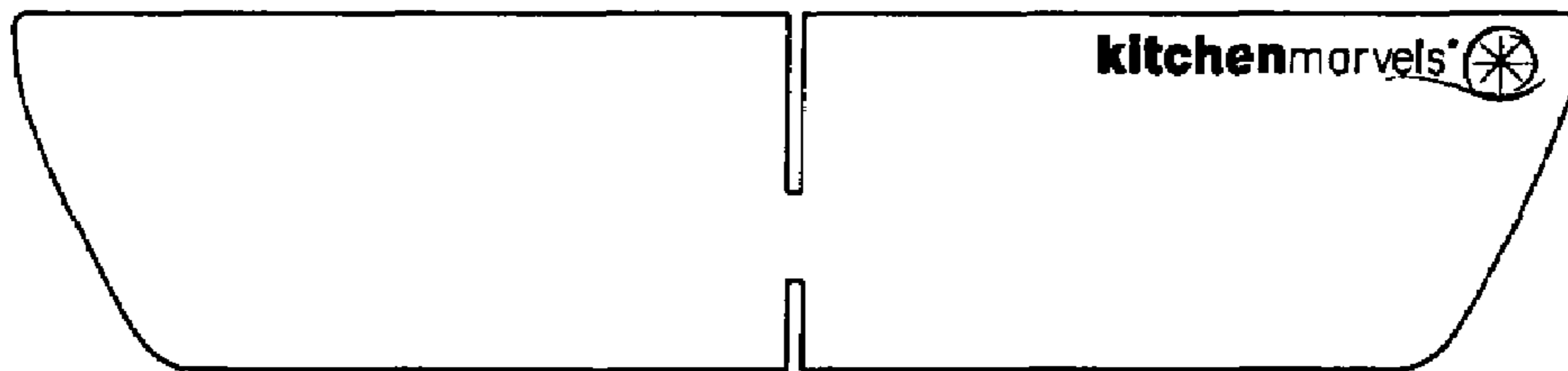


Fig. 2

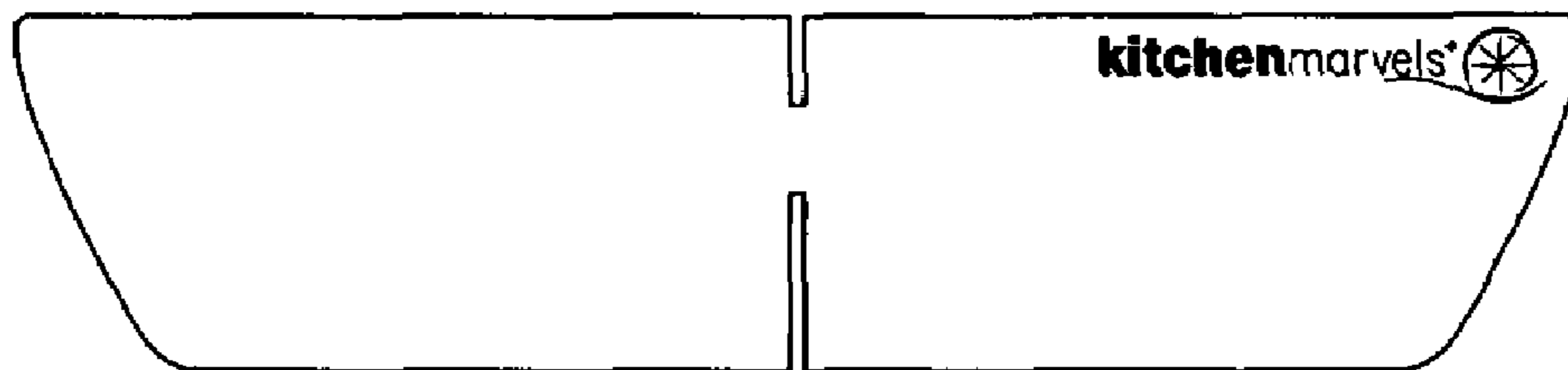


Fig. 3

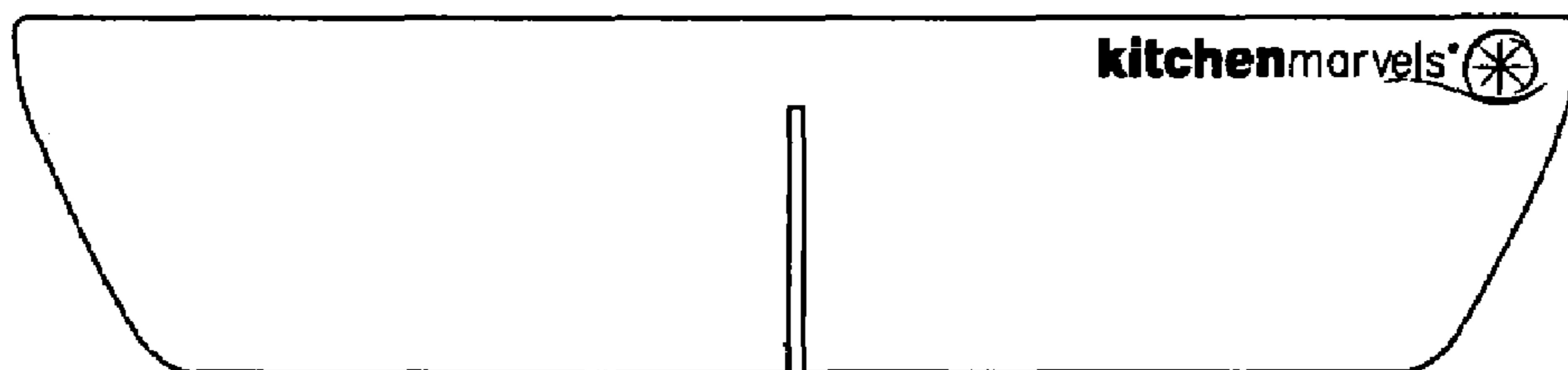


Fig. 4

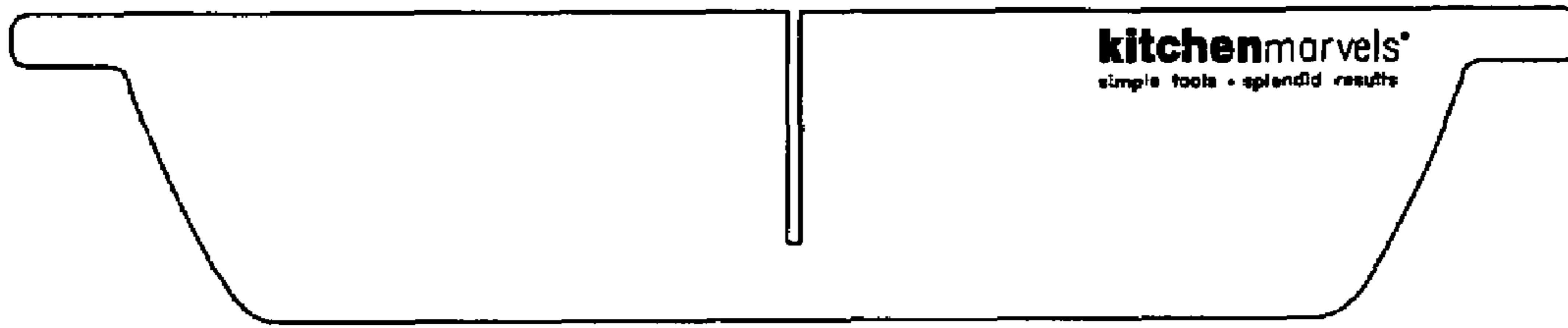


Fig. 5

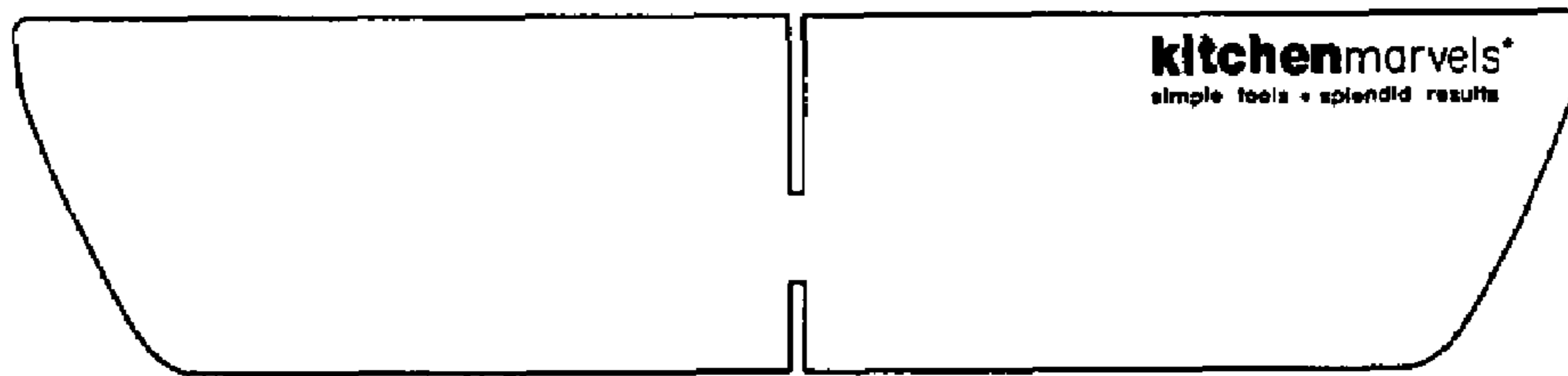


Fig. 6

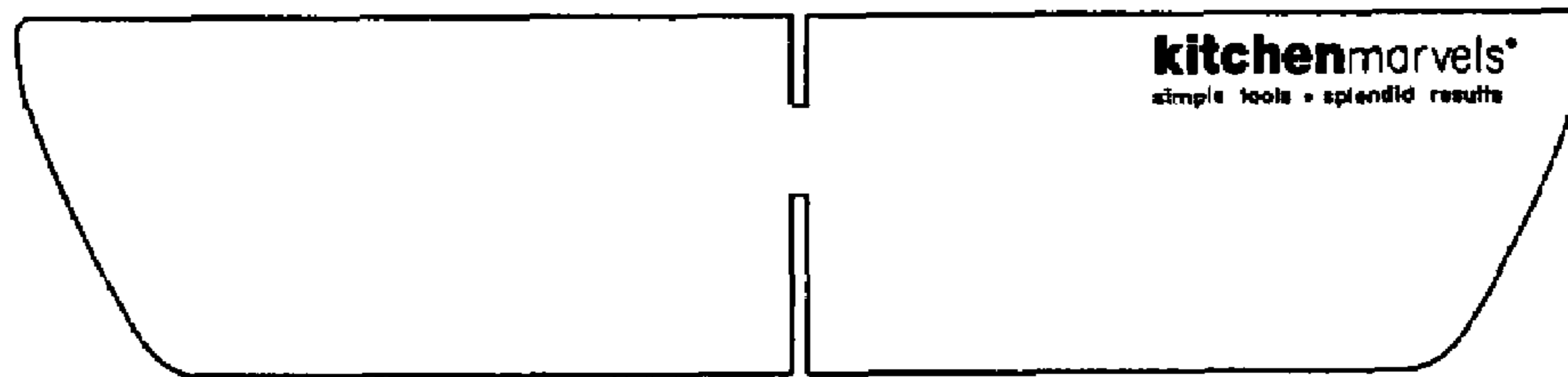


Fig. 7

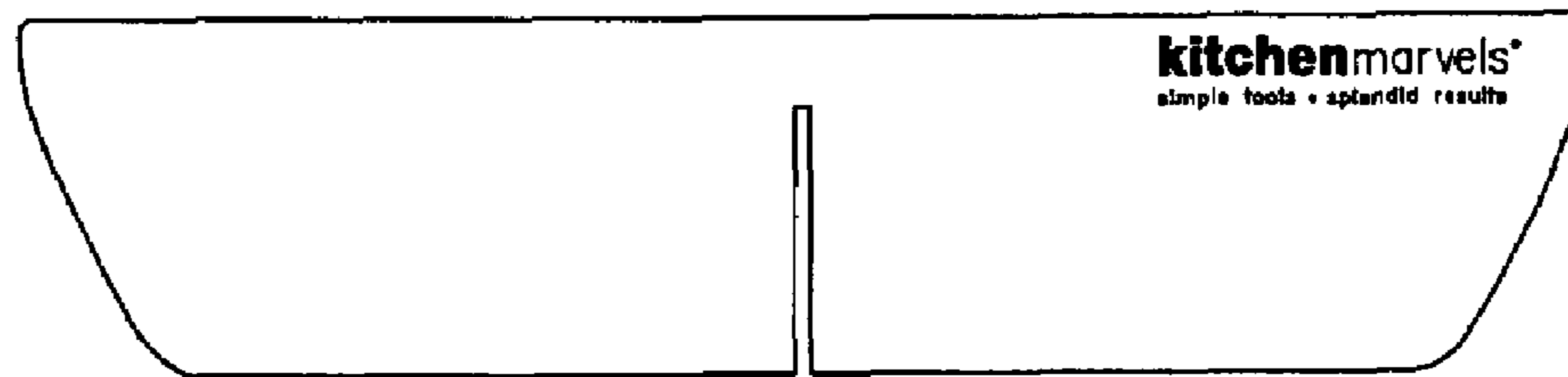


Fig. 8

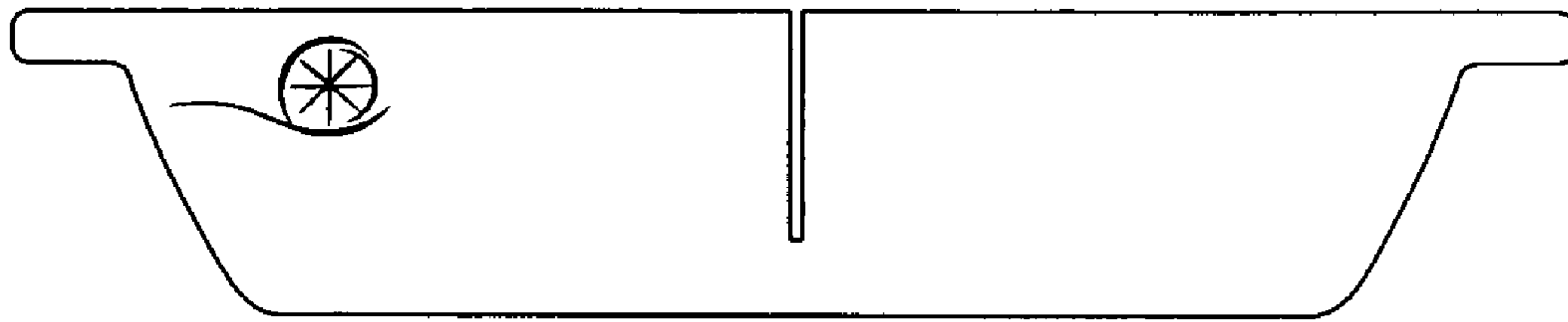


Fig. 9

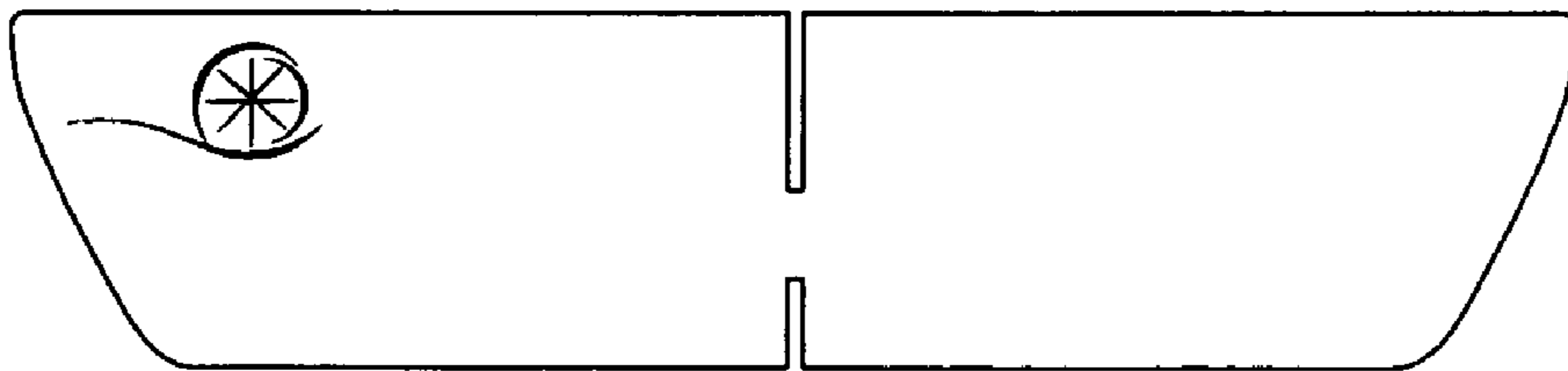


Fig. 10

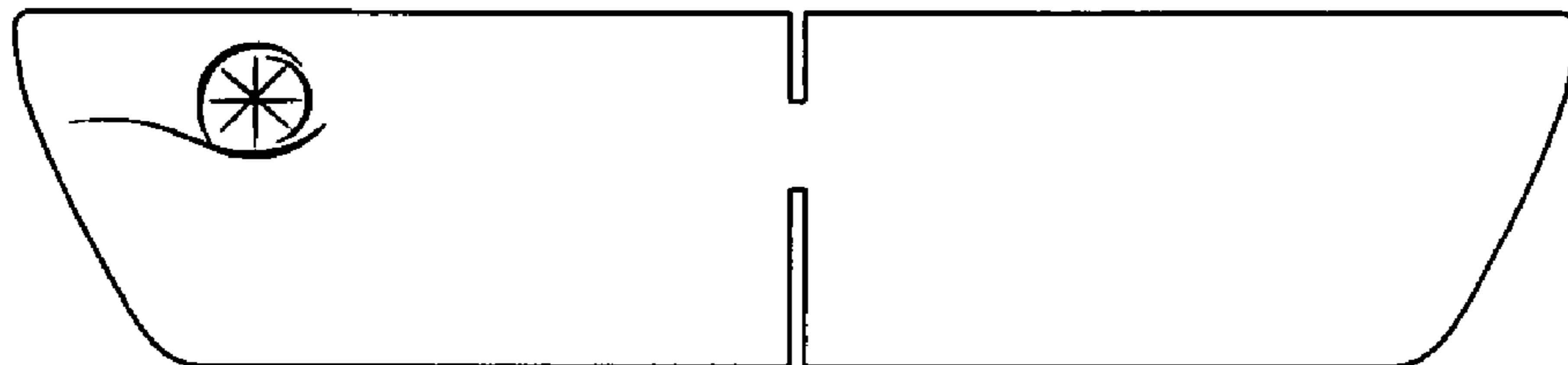


Fig. 11

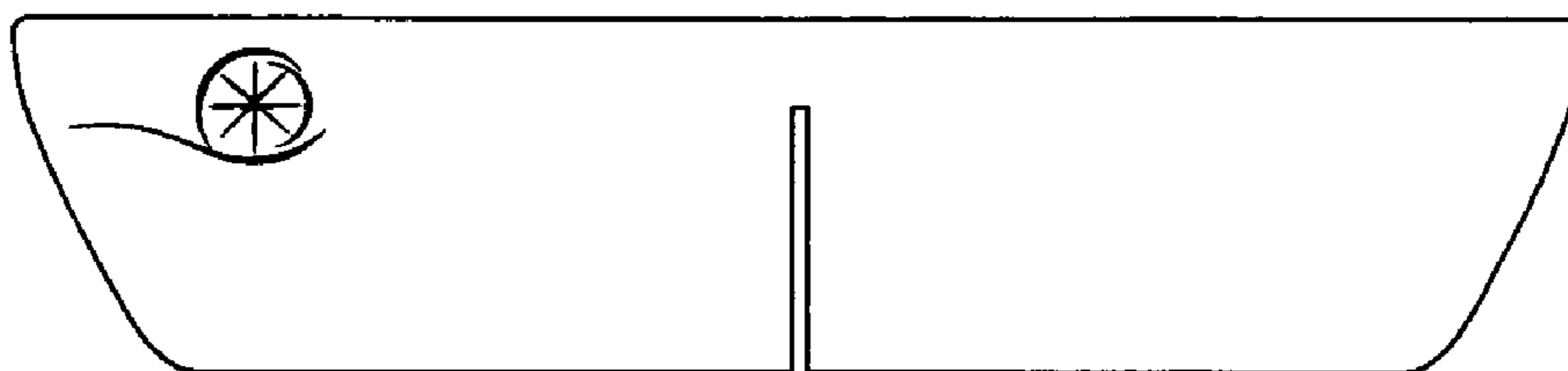


Fig. 12

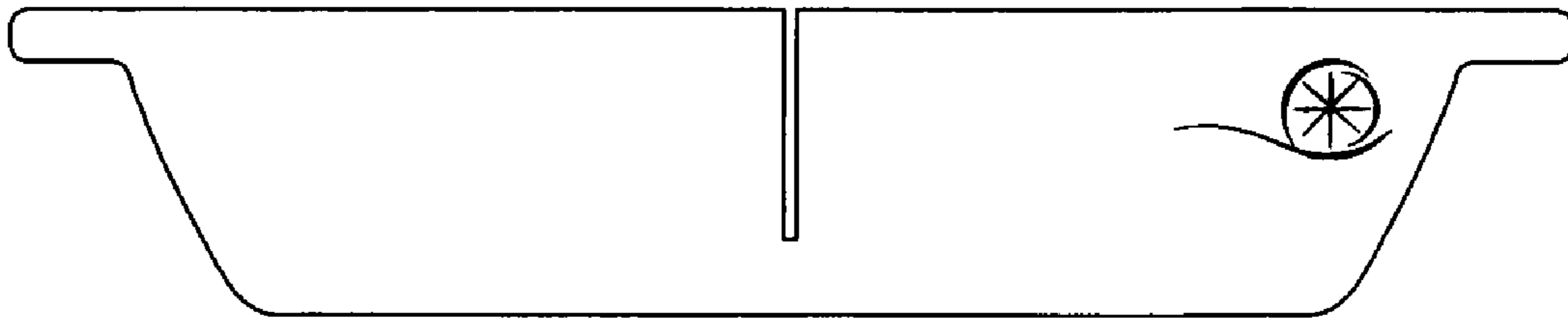


Fig. 13

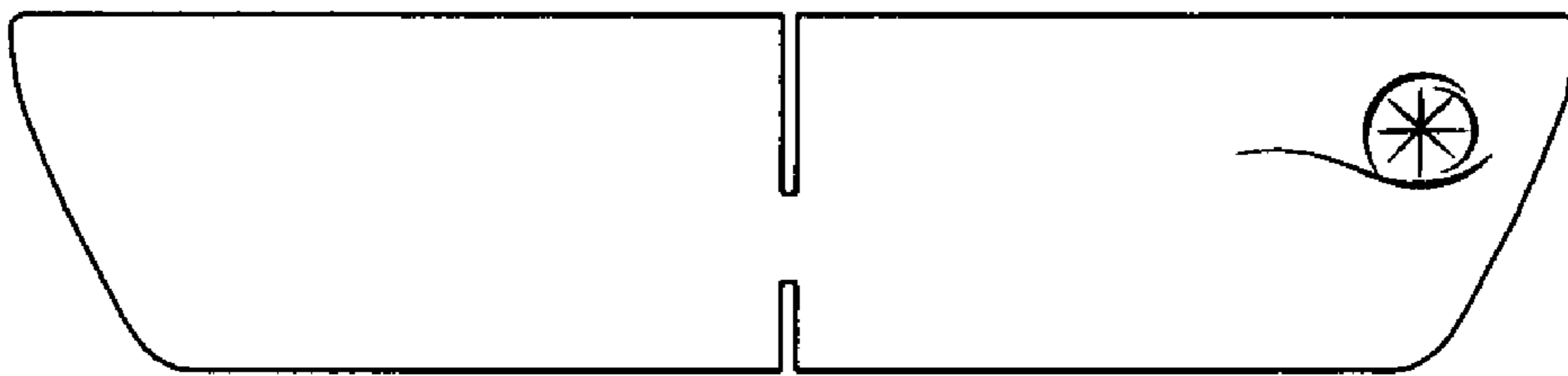


Fig. 14

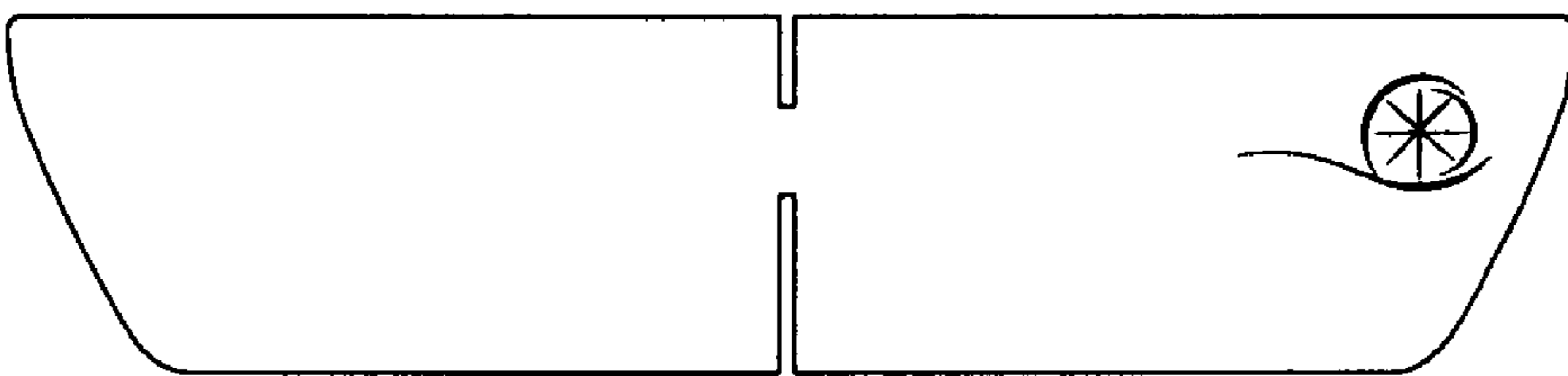


Fig. 15




Fig. 16

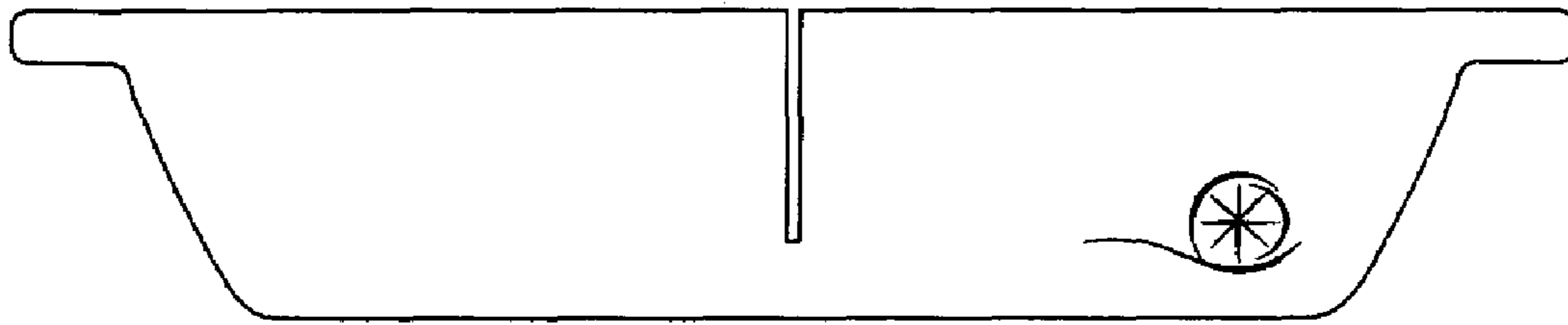


Fig. 17

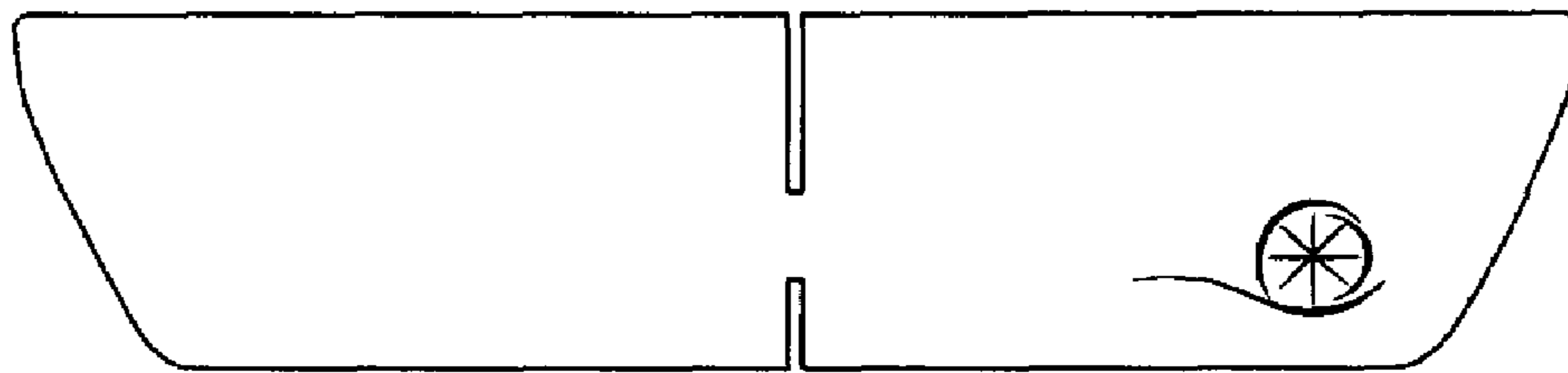


Fig. 18

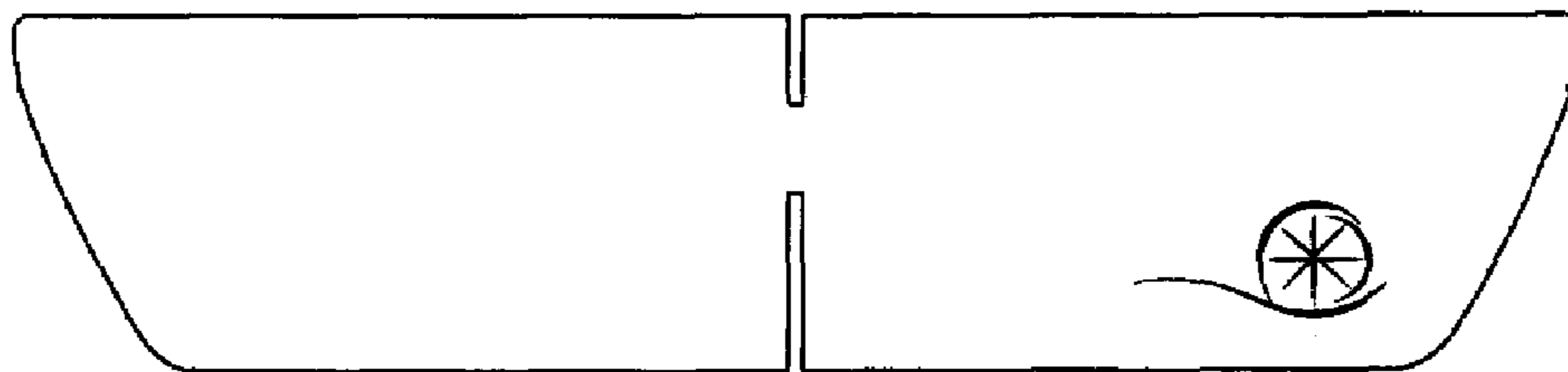


Fig. 19

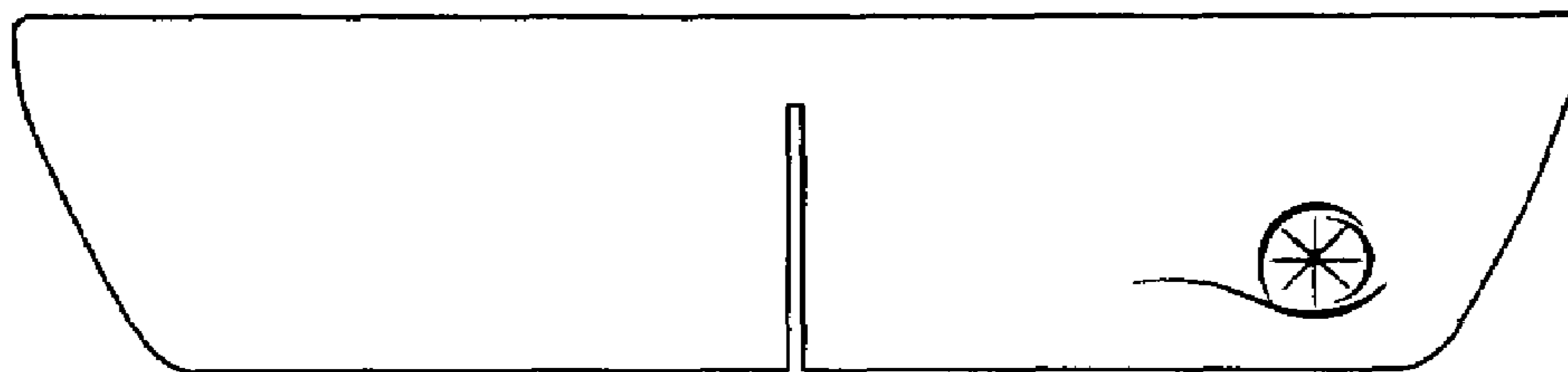


Fig. 20

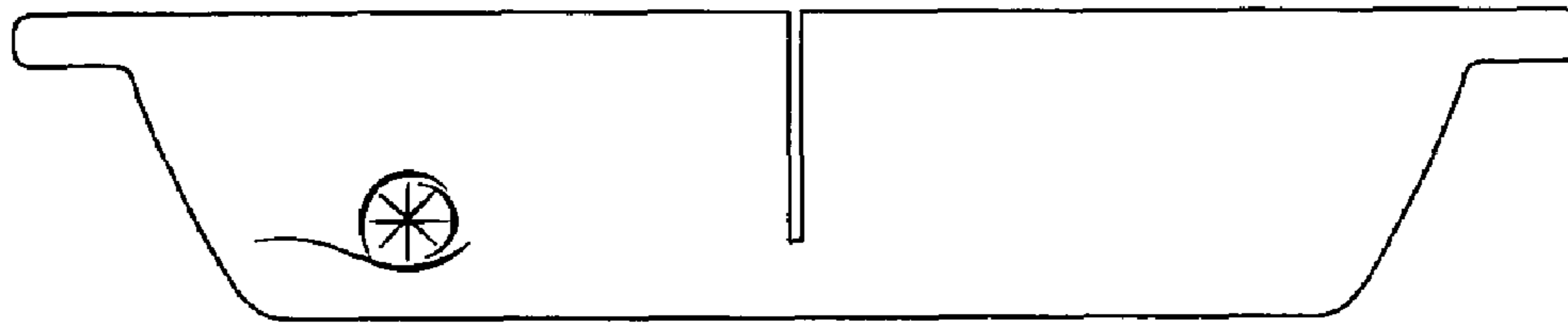


Fig. 21

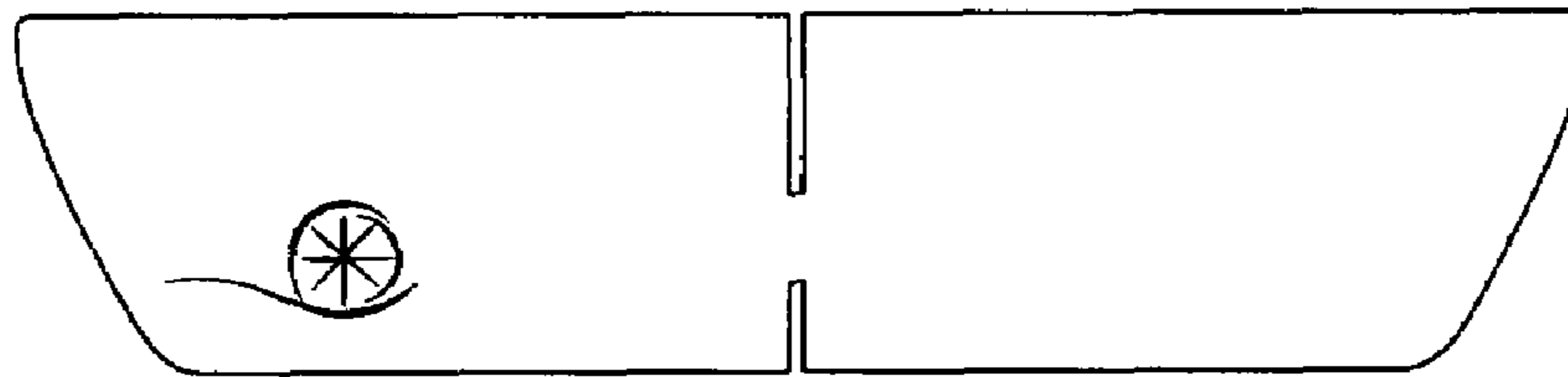


Fig. 22

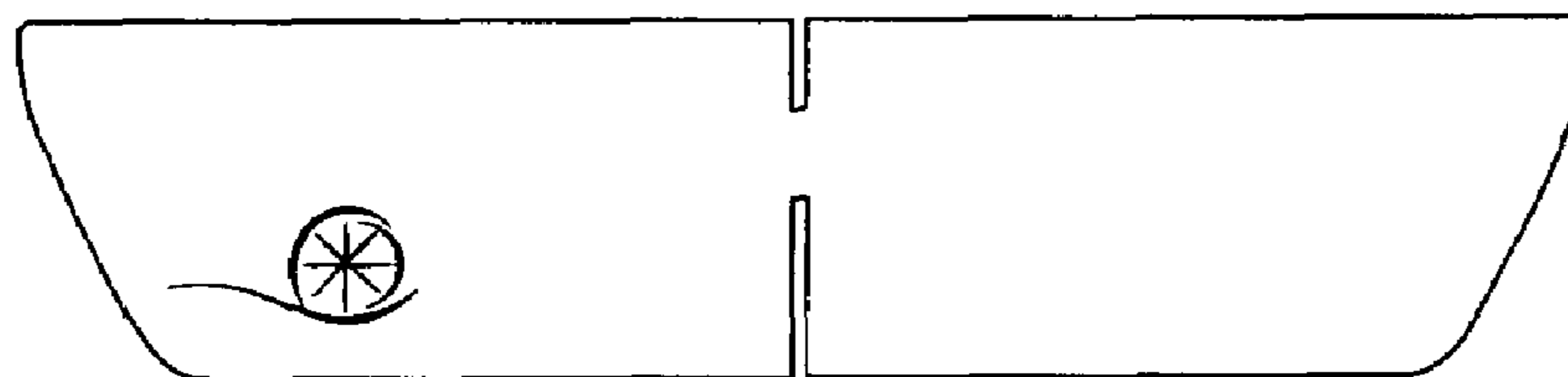


Fig. 23

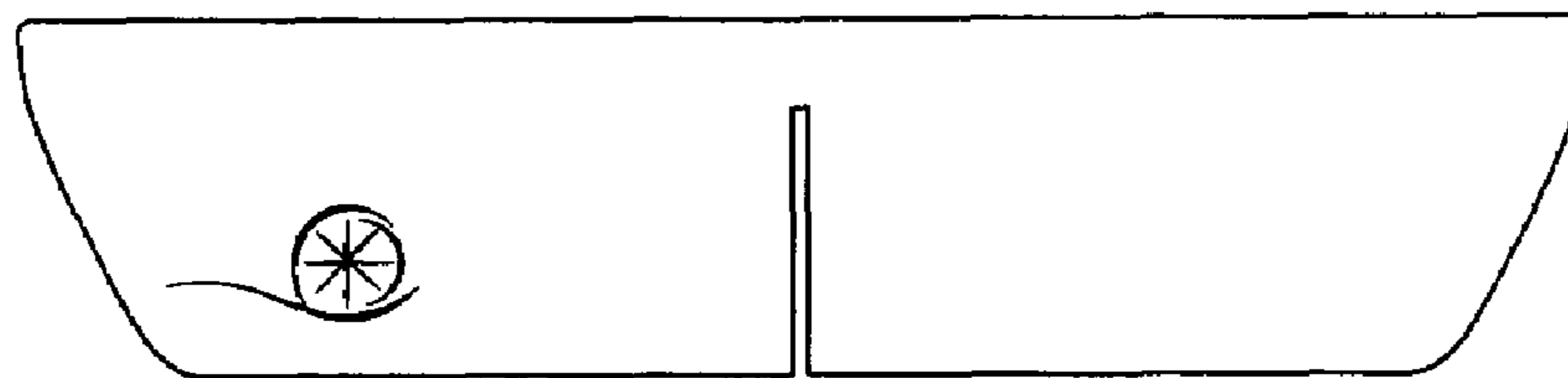


Fig. 24

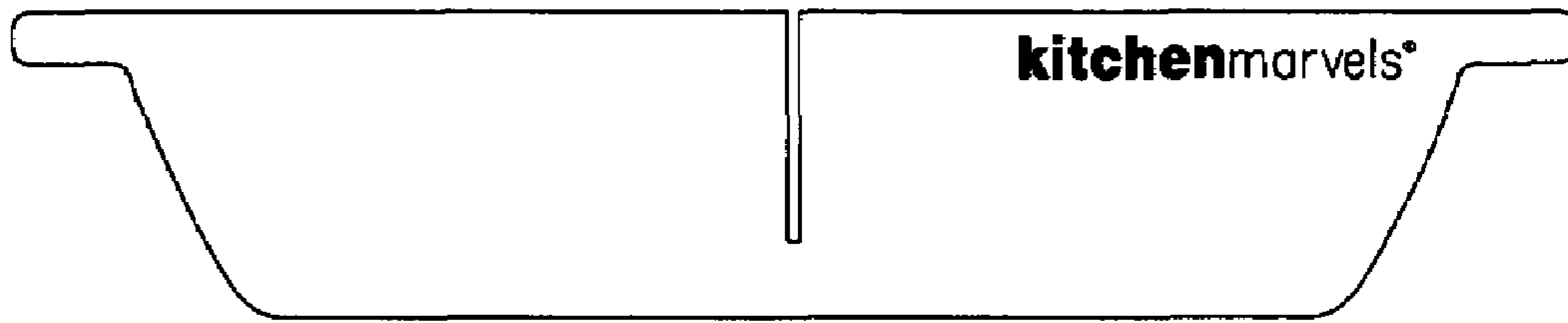


Fig. 25

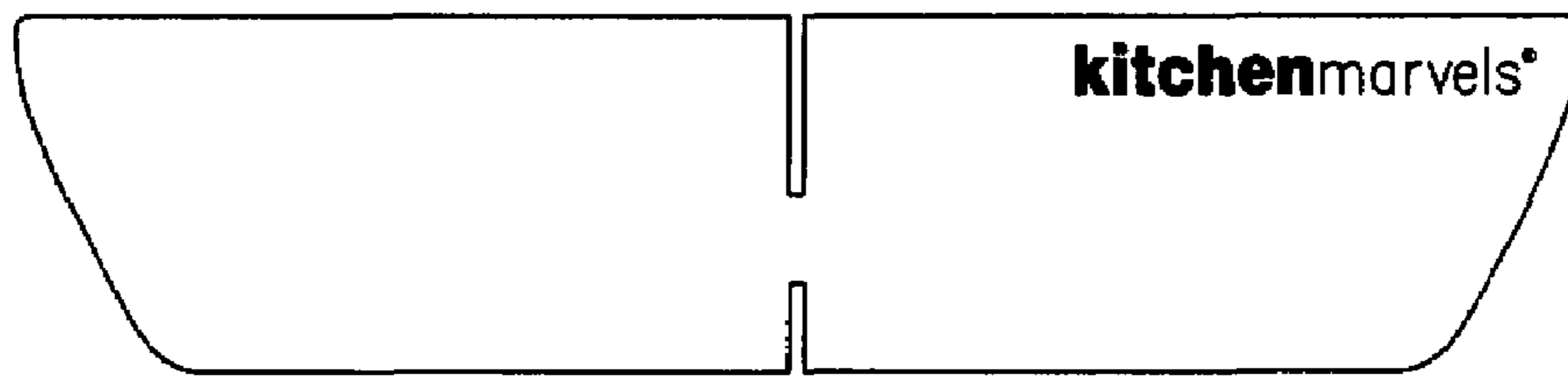


Fig. 26

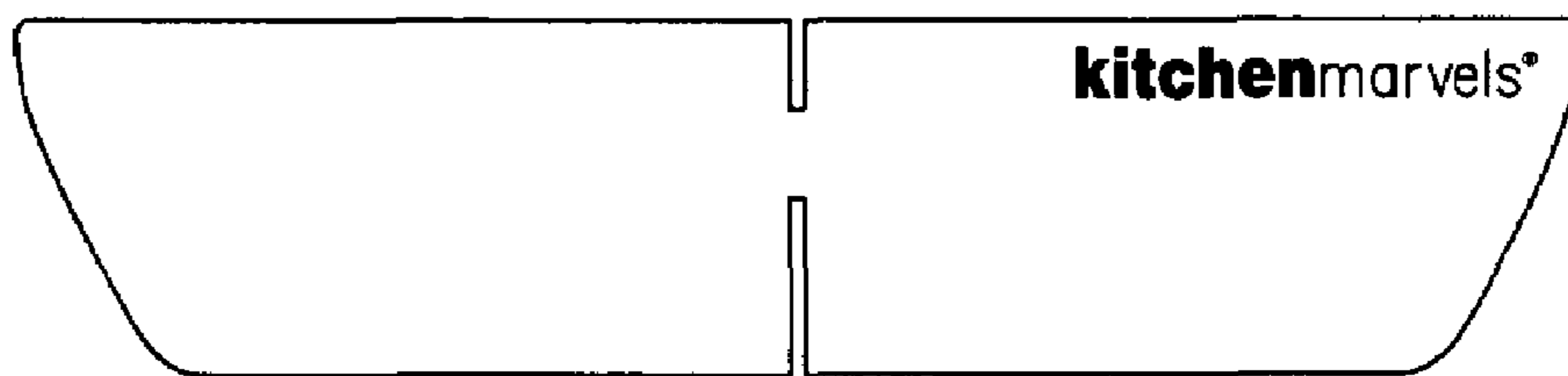


Fig. 27

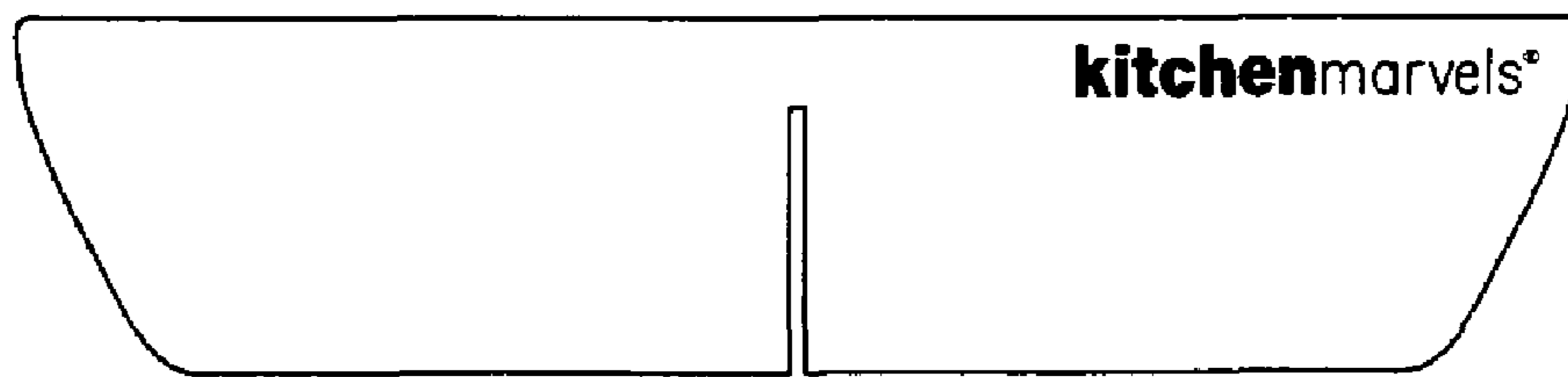


Fig. 28

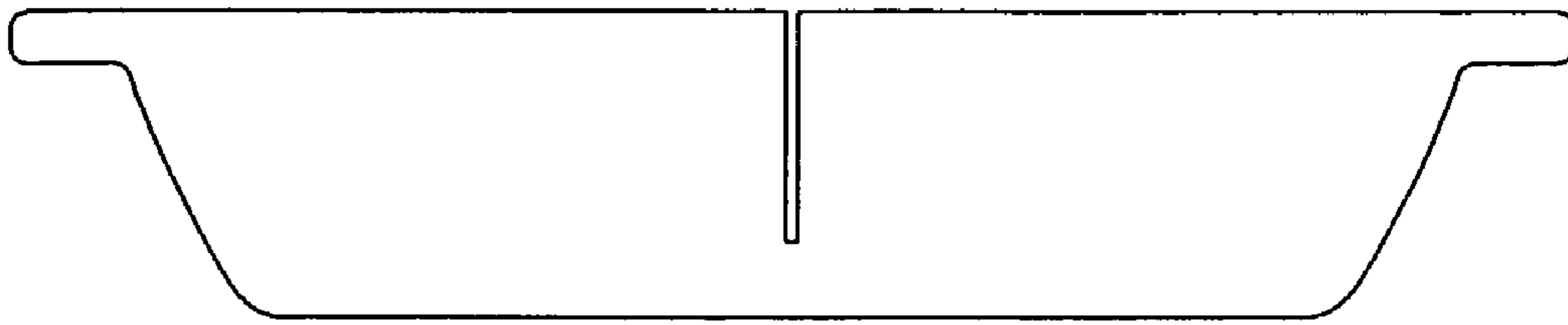


Fig. 29

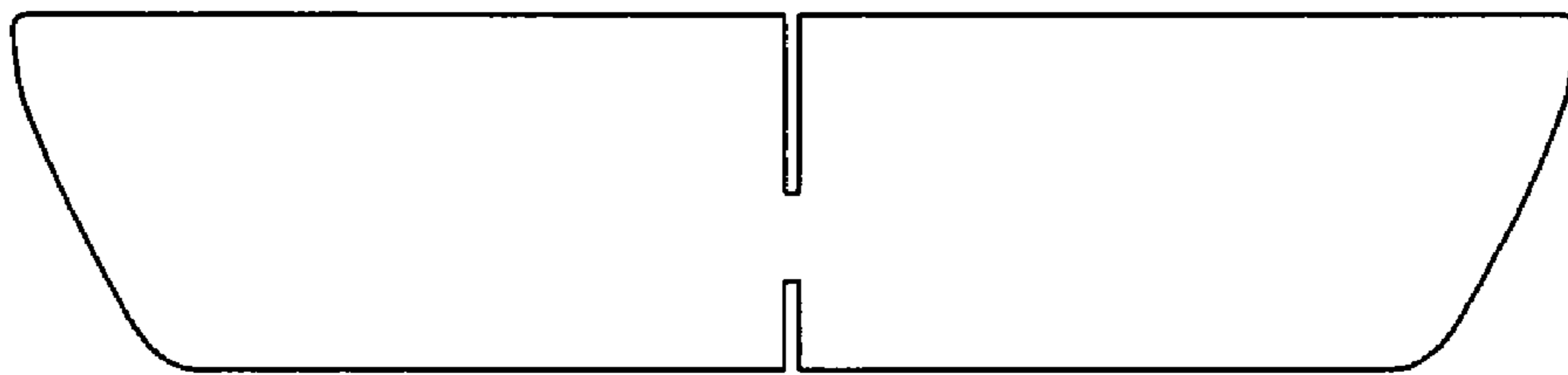


Fig. 30

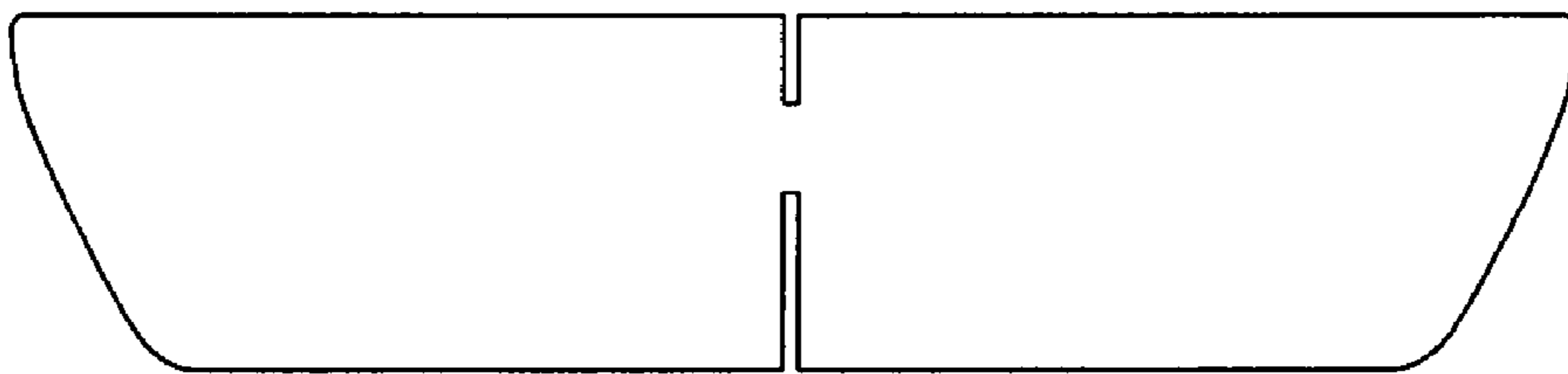


Fig. 31

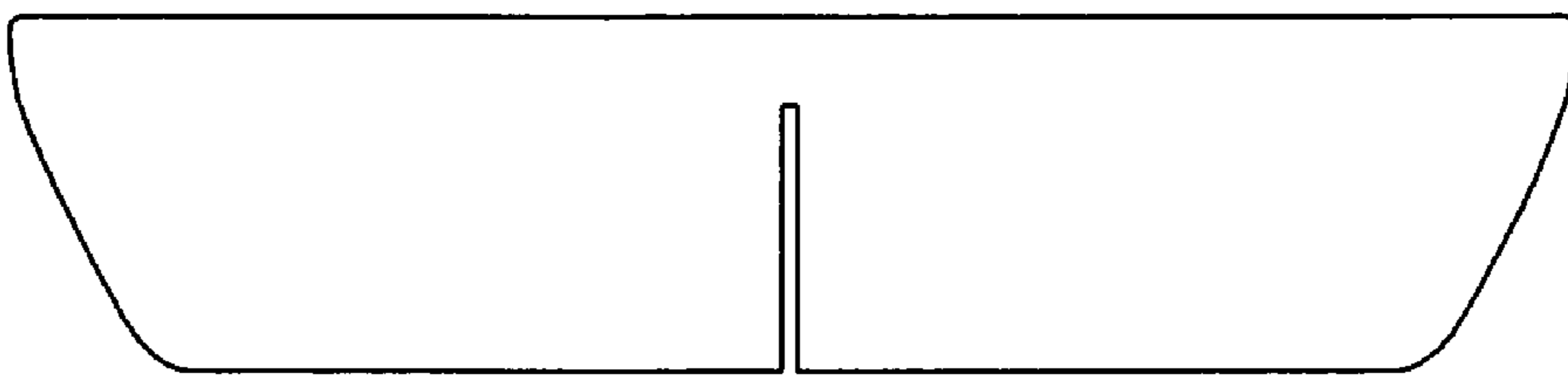


Fig. 32

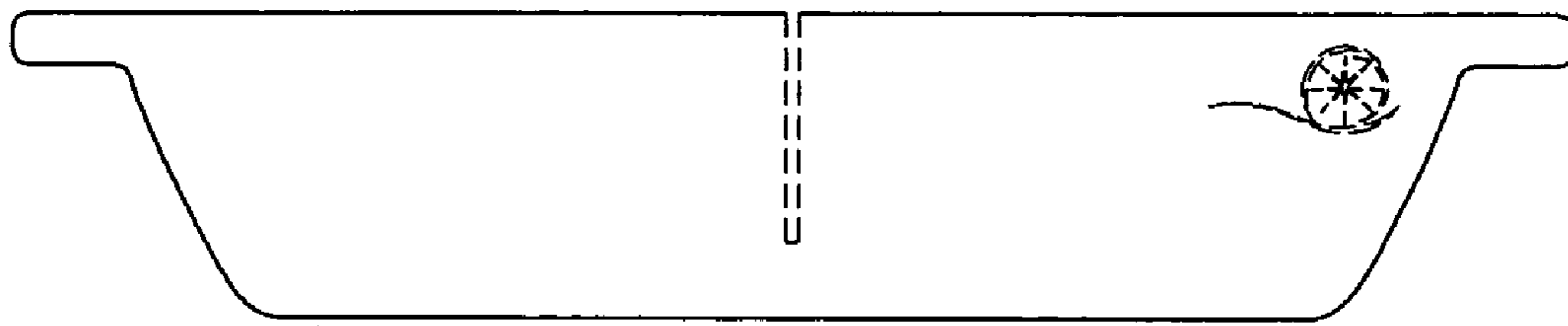


Fig. 33

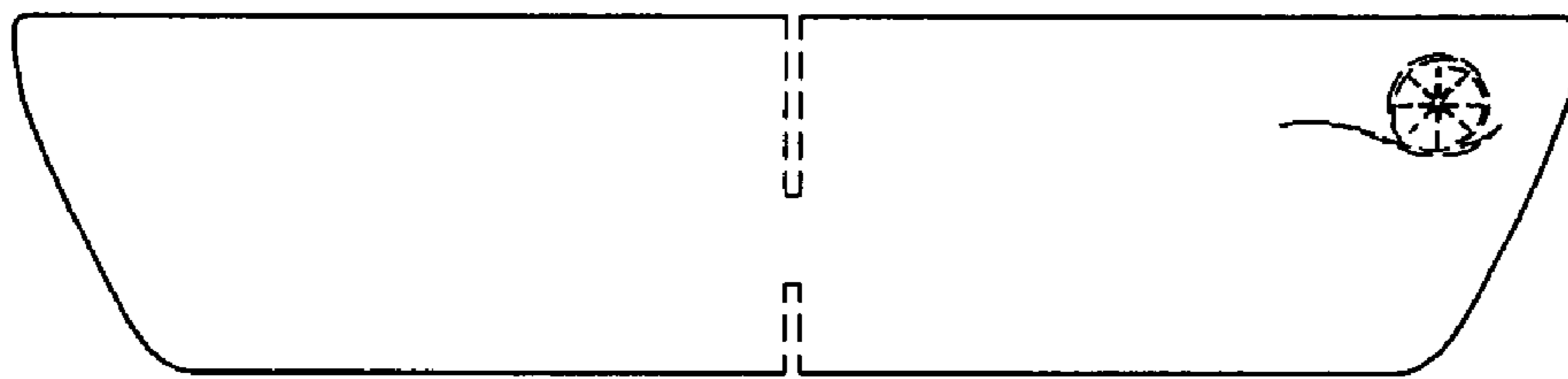


Fig. 34

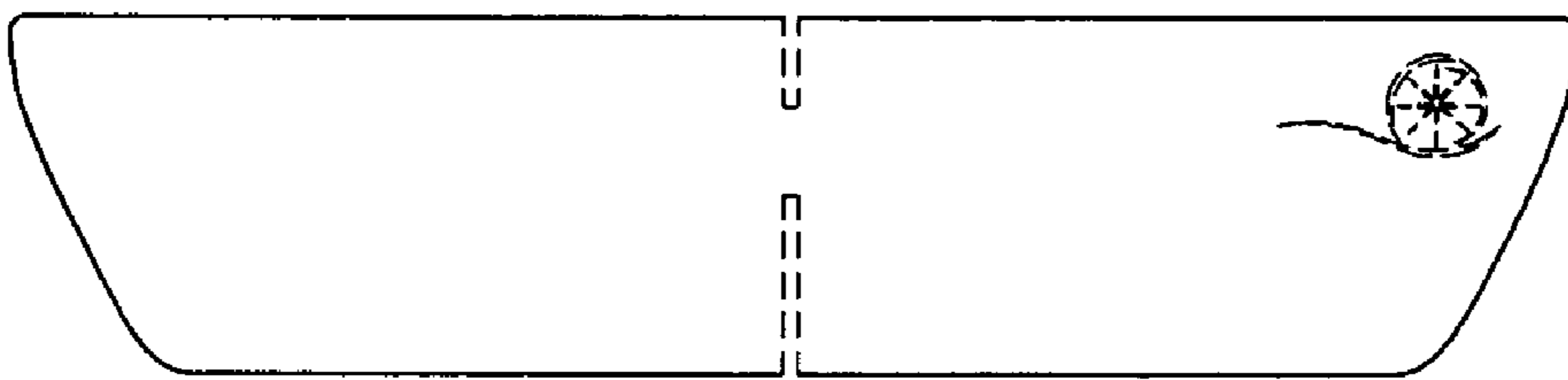


Fig. 35




Fig. 36

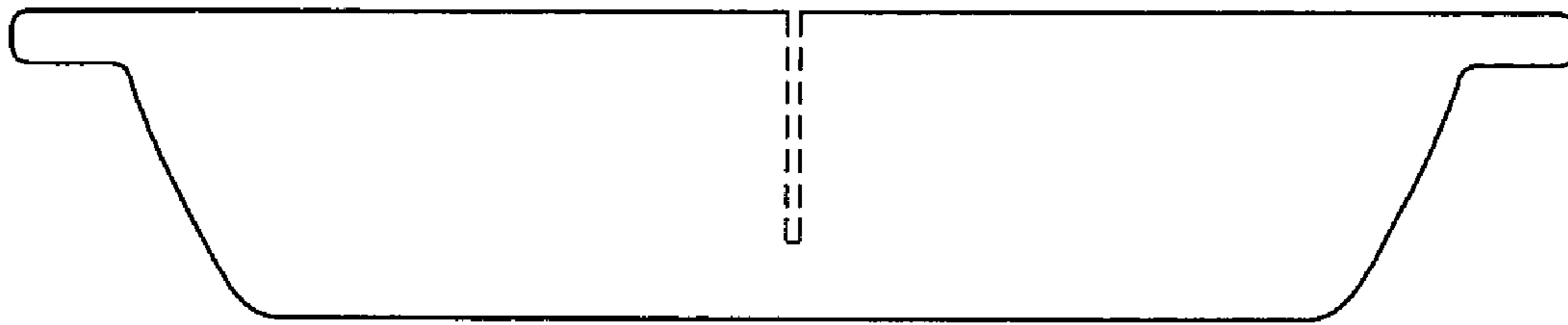


Fig. 37

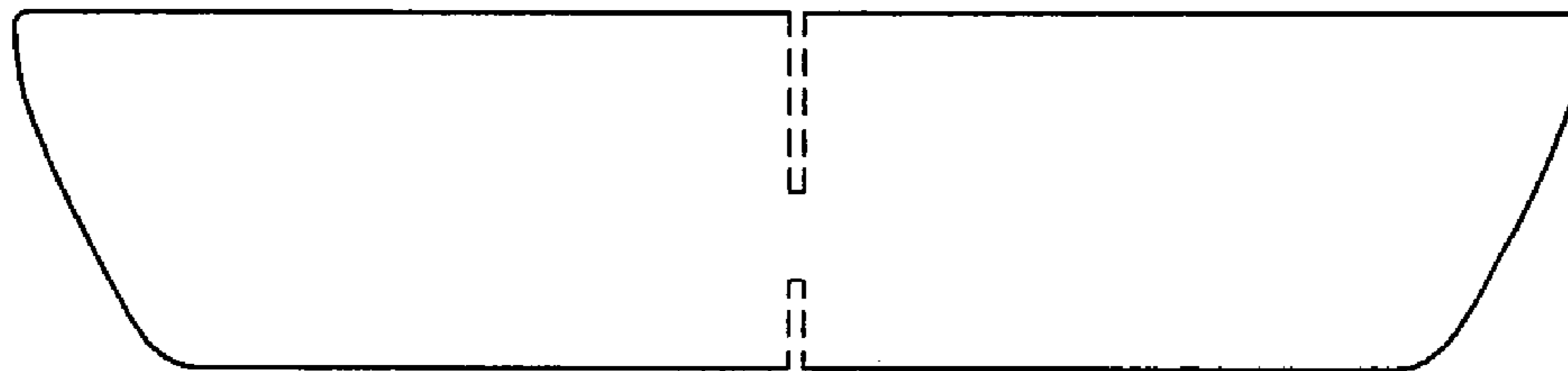


Fig. 38

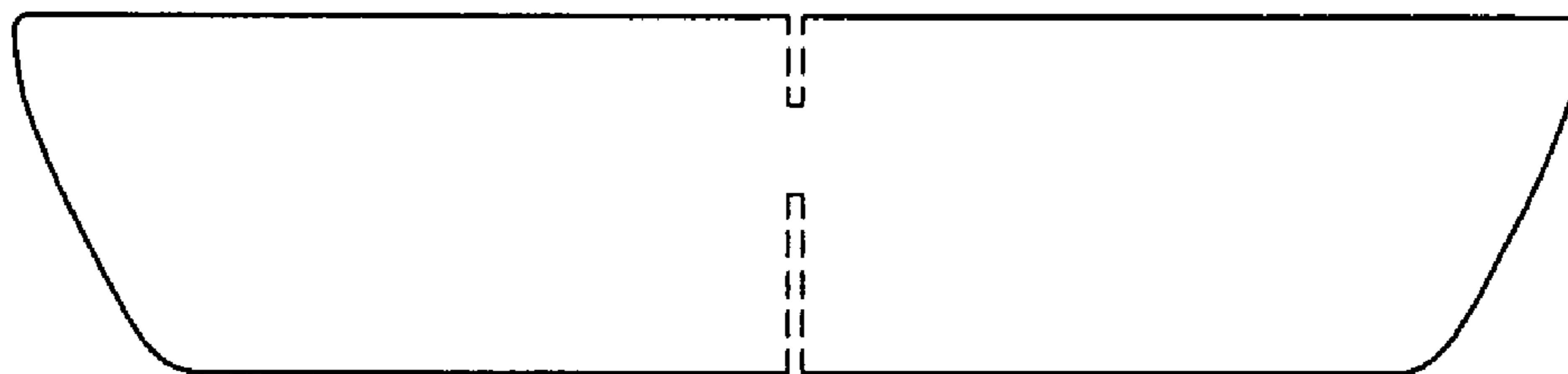


Fig. 39

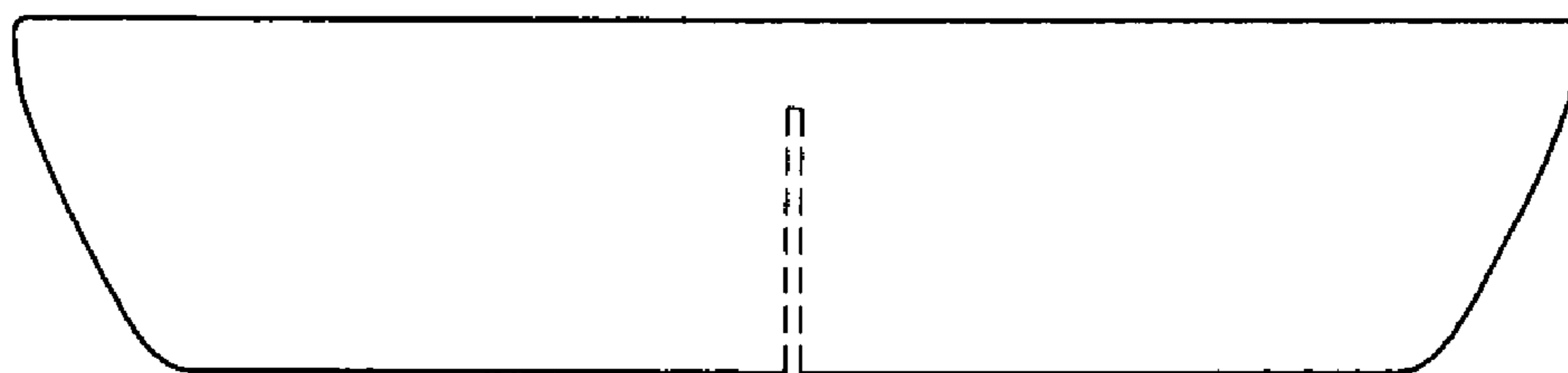


Fig. 40

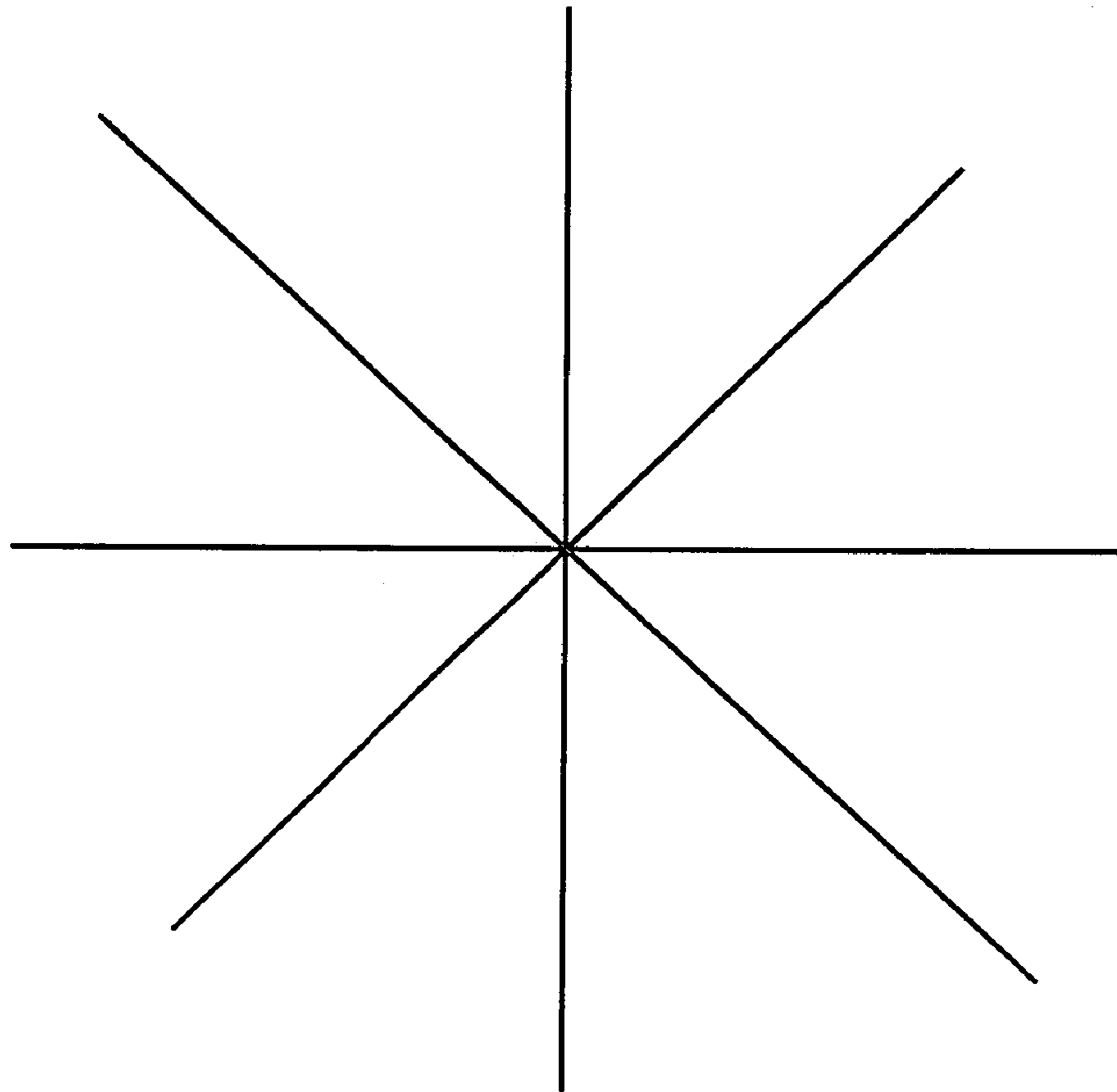


Fig. 41

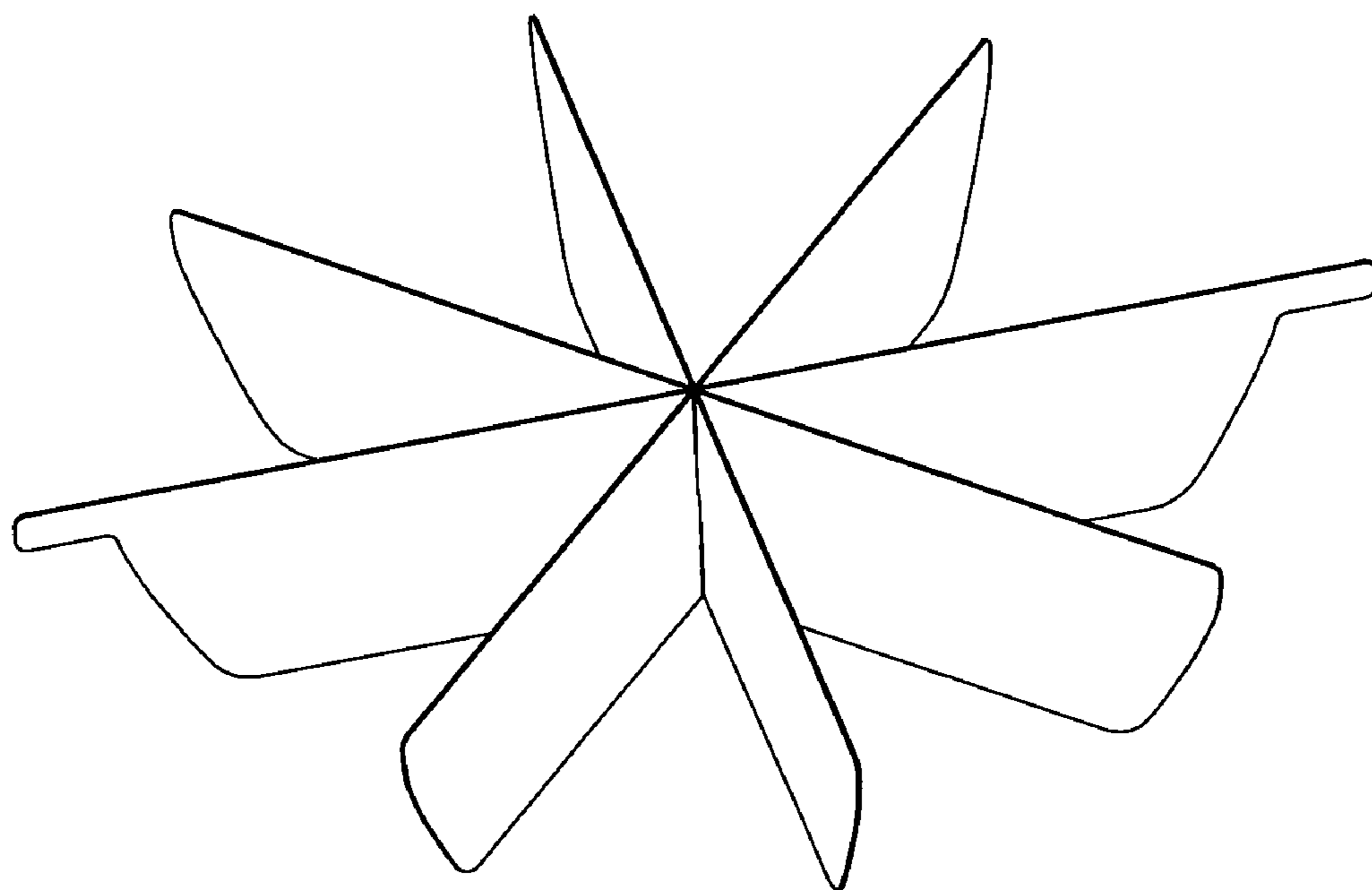


Fig. 42

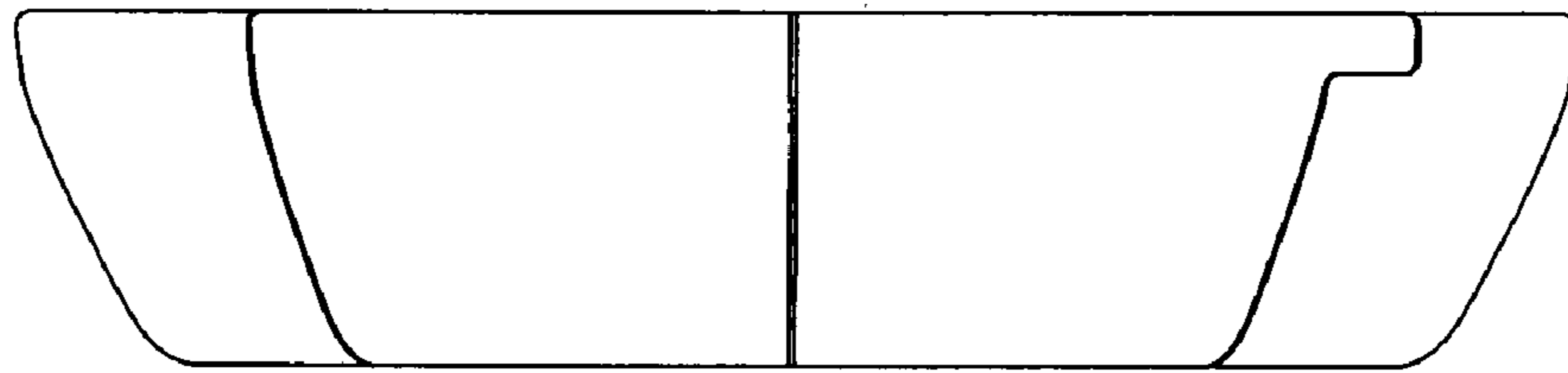


Fig. 43


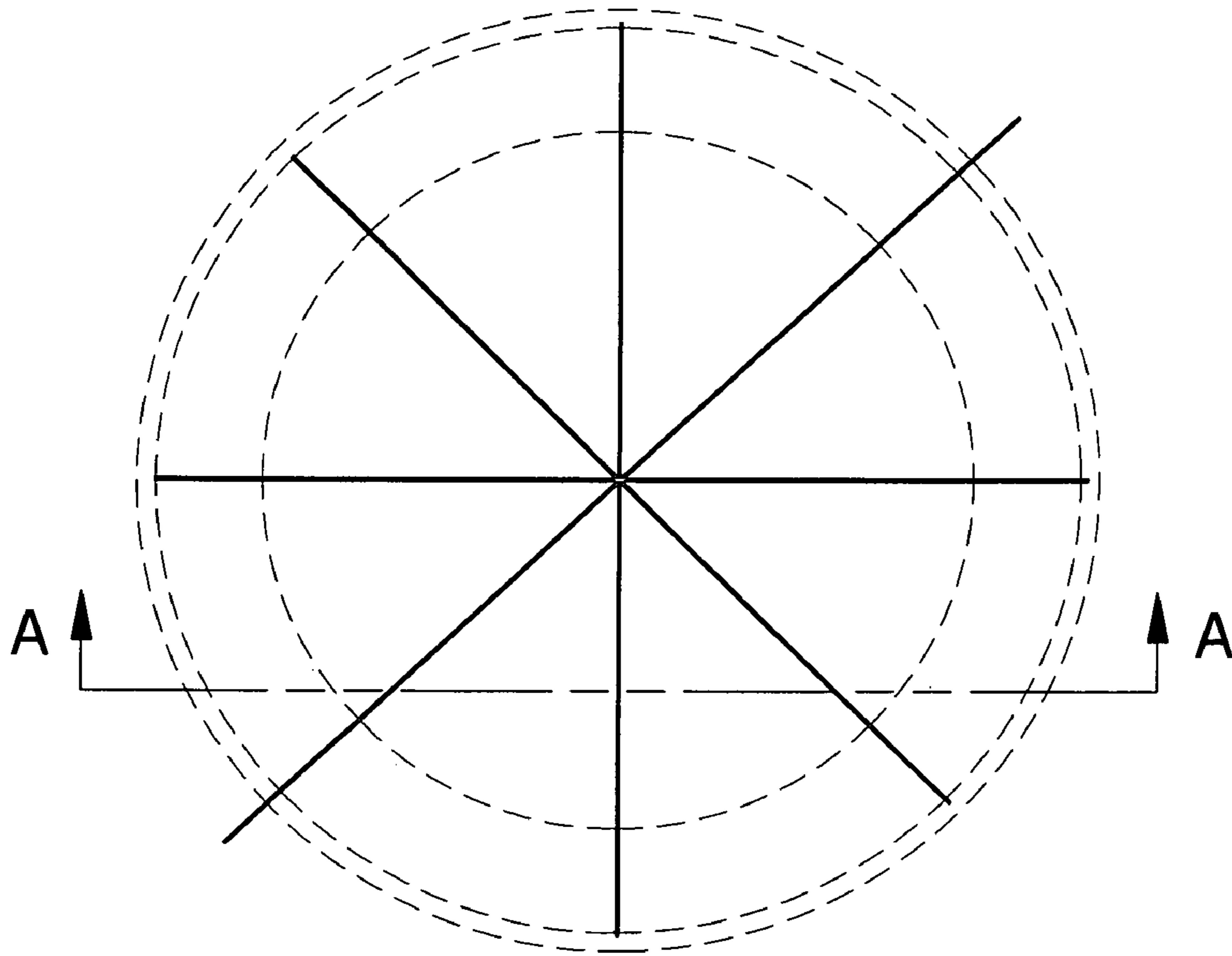


Fig. 44



SECTION A-A

Fig. 45