



US00D593336S

(12) **United States Design Patent**
Ciani et al.

(10) **Patent No.:** **US D593,336 S**
(45) **Date of Patent:** **** Jun. 2, 2009**

(54) **CHAIR**

(76) Inventors: **Edi Ciani**, Via delle Arligianato, 18,
33048 San Giovanni al Natisone, Udine
(IT); **Paolo Ciani**, Via delle Arligianato,
18, 33048 San Giovanni al Natisone,
Udine (IT)

(**) Term: **14 Years**

(21) Appl. No.: **29/323,007**

(22) Filed: **Aug. 15, 2008**

(51) **LOC (9) Cl.** **06-01**

(52) **U.S. Cl.** **D6/374; D6/375**

(58) **Field of Classification Search** D6/334-336,
D6/370-373, 374, 375, 376, 379, 380, 500-502;
297/239, 445.1, 446.1, 452.48

See application file for complete search history.

D463,149 S	9/2002	Levy	
D466,712 S	12/2002	Haney et al.	
D468,922 S	1/2003	de Blois	
D470,322 S	* 2/2003	Tsai D6/379
D472,745 S	4/2003	Haney et al.	
D475,543 S	6/2003	Savini	
D481,550 S	11/2003	Astle	
D502,331 S	3/2005	Socha et al.	
D503,288 S	3/2005	Domack	
D508,338 S	8/2005	Ambasz	
D516,830 S	3/2006	Leist et al.	
D517,824 S	3/2006	Pensi	
D520,256 S	5/2006	King	
D524,072 S	7/2006	King	
D541,068 S	4/2007	Foster	
D543,373 S	5/2007	Schweikarth et al.	
D544,234 S	6/2007	Olano	
D547,963 S	8/2007	Olano	
D548,477 S	8/2007	Olano	
D555,379 S	11/2007	Ziliani	

(Continued)

(56) **References Cited**

U.S. PATENT DOCUMENTS

2,713,385 A	7/1955	McQuilkin	
D186,658 S	11/1959	Spilman	
D208,976 S	10/1967	Moeckl	
D297,890 S	10/1988	Hockenberry et al.	
D311,098 S	10/1990	Lee et al.	
D352,185 S	11/1994	Pagnon et al.	
D358,267 S	5/1995	Ginat	
D368,175 S	* 3/1996	Wang D6/379
D385,425 S	* 10/1997	Goetz D6/374
D390,026 S	2/1998	Biecher	
D391,412 S	3/1998	James et al.	
D409,848 S	5/1999	Staubach et al.	
D411,772 S	7/1999	Piretti	
D425,718 S	5/2000	van Valderen	
6,106,061 A	8/2000	Caruso et al.	
D430,419 S	* 9/2000	Chun D6/380
D432,806 S	* 10/2000	Gomez D6/379
D435,176 S	12/2000	Turner et al.	
D437,139 S	2/2001	Beck	
D441,976 S	5/2001	Cramer	

FOREIGN PATENT DOCUMENTS

EP 000492962-0010 5/2006

(Continued)

Primary Examiner—Mimosa De
(74) *Attorney, Agent, or Firm*—Kaplan Ward & Patel, LLC;
Sandra M. Sovinski


(57) **CLAIM**

We claim the ornamental design for a chair, as shown and described.

DESCRIPTION

FIG. 1 is a front view of the chair of a new design;
FIG. 2 is a rear perspective view of the chair of FIG. 1;
FIG. 3 is a side view of the chair of FIG. 1; and,
FIG. 4 is a front perspective view of the chair of FIG. 1.

1 Claim, 4 Drawing Sheets



US D593,336 S

Page 2

U.S. PATENT DOCUMENTS

D555,928 S 11/2007 Pensi
D557,919 S 12/2007 Rech
D558,478 S 1/2008 Rothe
D558,480 S 1/2008 Olano Jauregui
D559,001 S 1/2008 Starck
D560,384 S * 1/2008 Stauber D6/374
D563,111 S 3/2008 Lievore
D565,856 S 4/2008 Kimmel

D569,635 S 5/2008 Wagner
D578,789 S 10/2008 Ciani et al.
D578,790 S 10/2008 Ciani et al.
D579,052 S 10/2008 Ciani et al.

FOREIGN PATENT DOCUMENTS

EP 000492962-0012 5/2006
EP 000492962-0013 5/2006

* cited by examiner




FIGURE 1




FIG. 2



FIG. 3




FIG. 4