



US00D593326S

(12) **United States Design Patent**
Yeh

(10) **Patent No.:** **US D593,326 S**
(45) **Date of Patent:** **** Jun. 2, 2009**

(54) **LUGGAGE WHEEL**

(75) Inventor: **Cathy Yeh**, Taipei (TW)

(73) Assignee: **FTI Corporation Limited**, Tsim Sha Tsui, KL (HK)

(**) Term: **14 Years**

(21) Appl. No.: **29/317,526**

(22) Filed: **Apr. 30, 2008**

(51) **LOC (9) Cl.** **03-01**

(52) **U.S. Cl.** **D3/318**

(58) **Field of Classification Search** D3/318,
D3/279, 282, 324, 328, 276, 289; D8/302,
D8/306, 316, 317; 190/18 A, 110, 109, 111,
190/112, 113, 114, 115; 16/110.1, 113.1,
16/114.1, 45

See application file for complete search history.

(56) **References Cited**

U.S. PATENT DOCUMENTS

1,487,552 A * 3/1924 Franz 301/64.303
3,283,358 A * 11/1966 Merriam 16/20
5,732,441 A * 3/1998 Janian 16/45
D473,379 S * 4/2003 Moon D3/318
D522,753 S * 6/2006 Moon D3/318

D523,638 S * 6/2006 Yonkman et al. D3/318
D525,033 S * 7/2006 Neumann D3/318
D541,047 S * 4/2007 Moon D3/318
D541,048 S * 4/2007 Moon D3/318
D557,900 S * 12/2007 Sijmons D3/318
D576,795 S * 9/2008 Moon D3/318

* cited by examiner

Primary Examiner—Holly H Baynham

Assistant Examiner—Sheryl Lane

(74) *Attorney, Agent, or Firm*—Rabin & Berdo, PC

(57) **CLAIM**

The ornamental design of a luggage wheel, as shown and described.

DESCRIPTION

FIG. 1 is a perspective view of a luggage wheel showing my new design;

FIG. 2 is a front view thereof;

FIG. 3 is a rear view thereof;

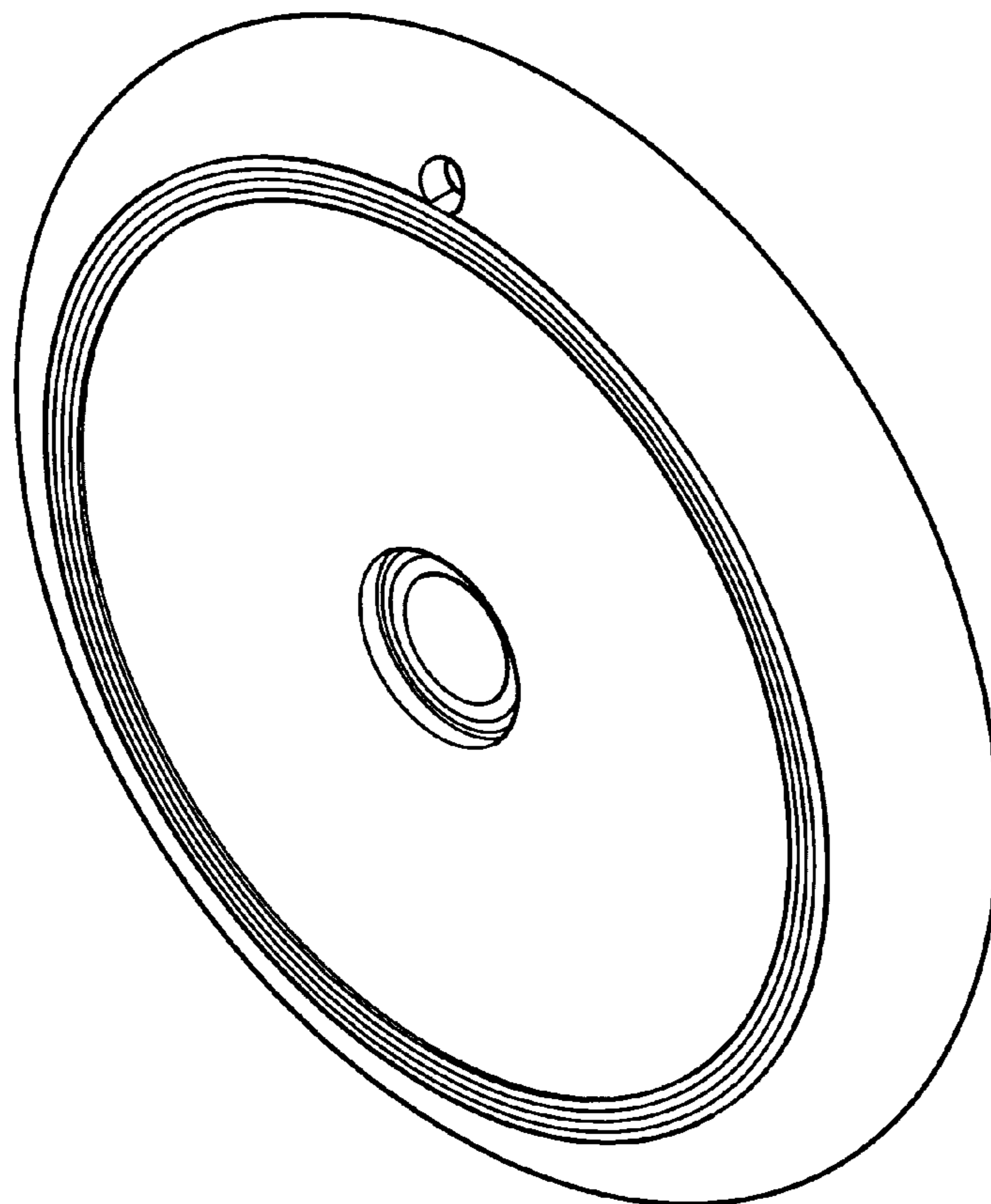
FIG. 4 is a left side view thereof;

FIG. 5 is a right side view thereof;

FIG. 6 is a top view thereof; and,

FIG. 7 is a bottom view thereof.

1 Claim, 6 Drawing Sheets



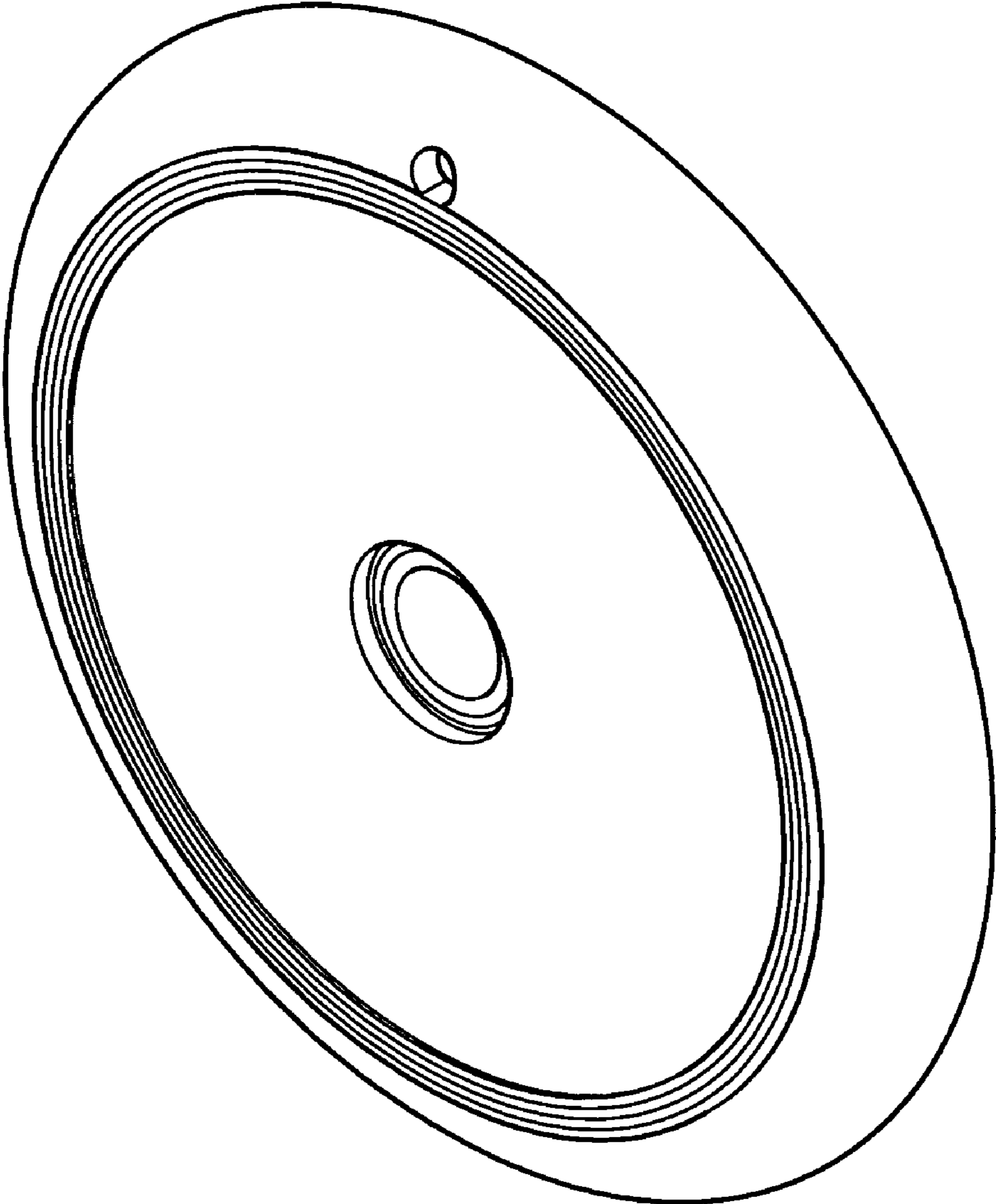


FIG. 1

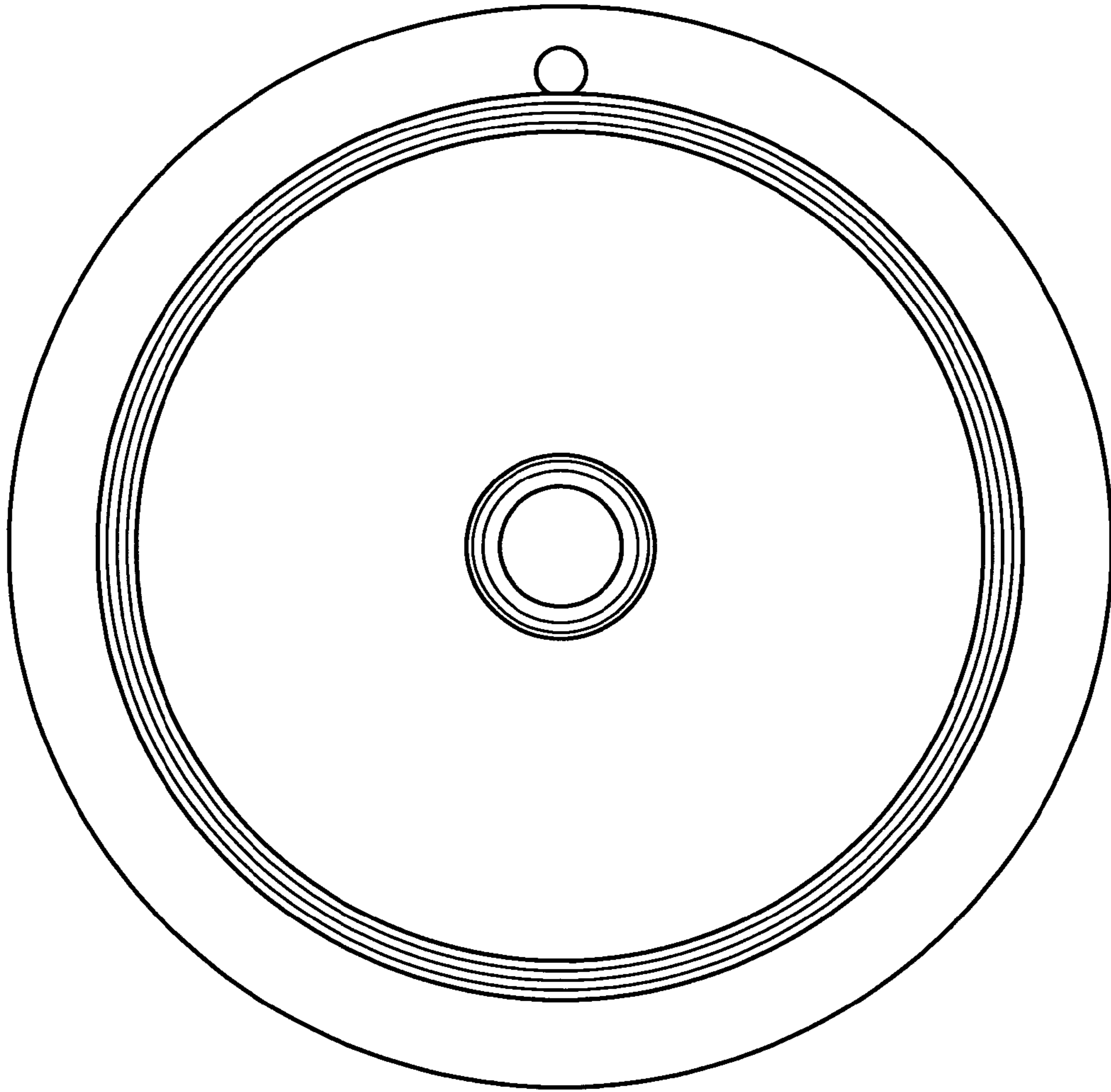


FIG. 2

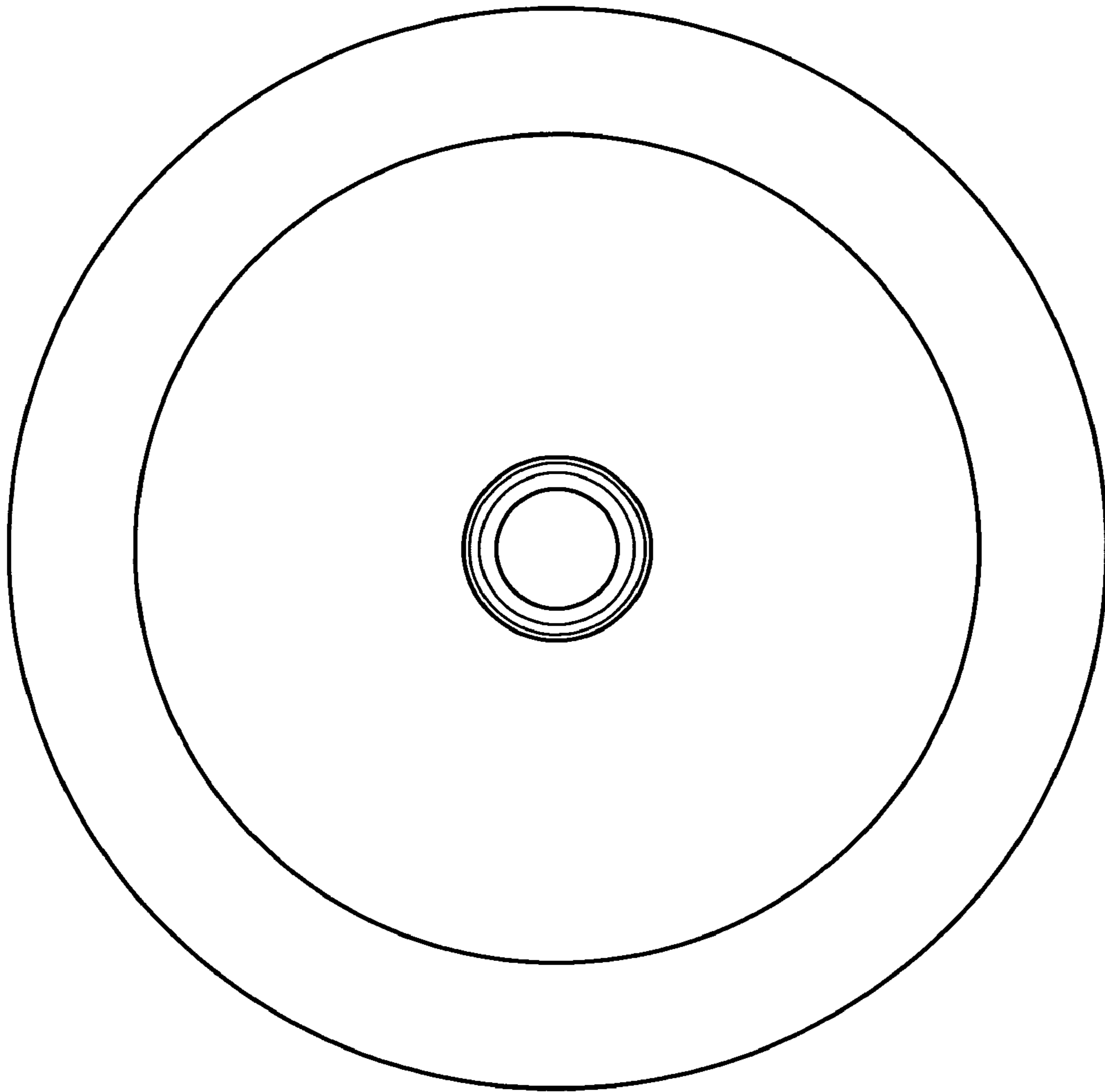


FIG. 3




FIG. 4




FIG. 5




FIG. 6




FIG. 7