



US00D593314S

(12) **United States Design Patent**
Stewart-White

(10) **Patent No.:** **US D593,314 S**
(45) **Date of Patent:** **** Jun. 2, 2009**

(54) **SHOELACE ORNAMENT**

Primary Examiner—Dominic Simone

(76) **Inventor:** **Robin Kaye Stewart-White**, 831
Kenwick Rd., Bexley, OH (US)
43209-2514

(57) **CLAIM**

The ornamental design for a shoelace ornament, as shown and described.

(**) **Term:** **14 Years**

(21) **Appl. No.:** **29/301,253**

DESCRIPTION

(22) **Filed:** **Feb. 19, 2008**

(51) **LOC (9) Cl.** **02-99**

FIG. 1 is a front elevational view of shoelace ornament showing my new design;

(52) **U.S. Cl.** **D2/976; D2/946**

FIG. 2 is a front elevational view thereof, attached to a left shoelace on a shoe;

(58) **Field of Classification Search** D2/946,
D2/976

FIG. 3 is an enlarged rear left perspective view thereof, attached to a shoelace;

See application file for complete search history.

FIG. 4 is a rear perspective view thereof, attached to a shoelace; and,

(56) **References Cited**

U.S. PATENT DOCUMENTS

D161,005 S *	11/1950	Corpora	D11/204
D311,157 S *	10/1990	Boivin	D11/202
D343,139 S *	1/1994	Cooper	D11/30
D404,770 S *	1/1999	Meade et al.	D2/976
D406,177 S *	2/1999	Milroy	D2/976
D460,857 S *	7/2002	Milroy	D2/976

FIG. 5 is a rear view thereof attached to a shoelace, the two shoelaces tied together into a bow to secure the ornament in place.

The left shoe and shoelaces are shown in broken lines for illustrative purposes only and form no part of the claimed design.

* cited by examiner

1 Claim, 1 Drawing Sheet

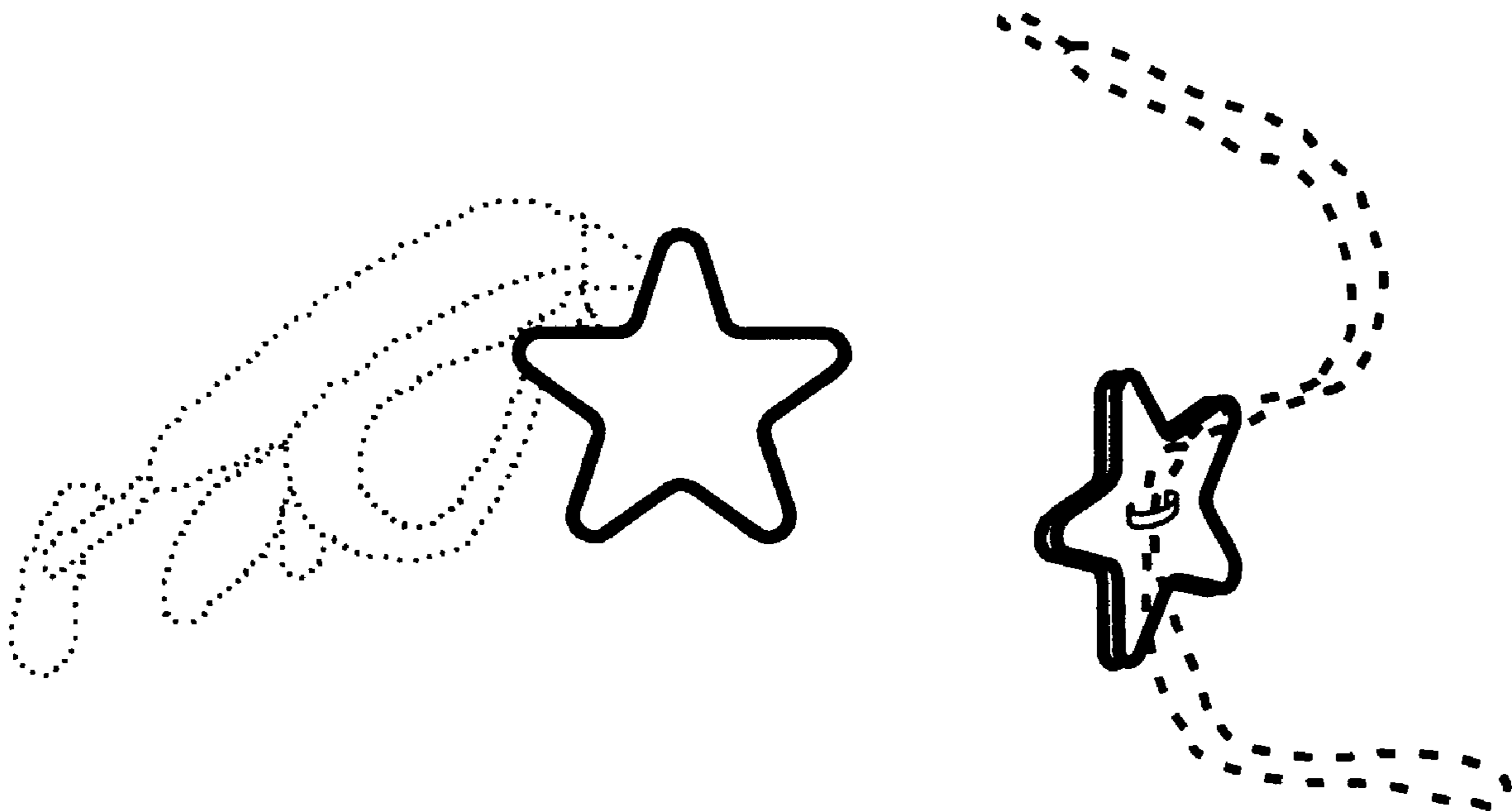


Figure 1




Figure 2

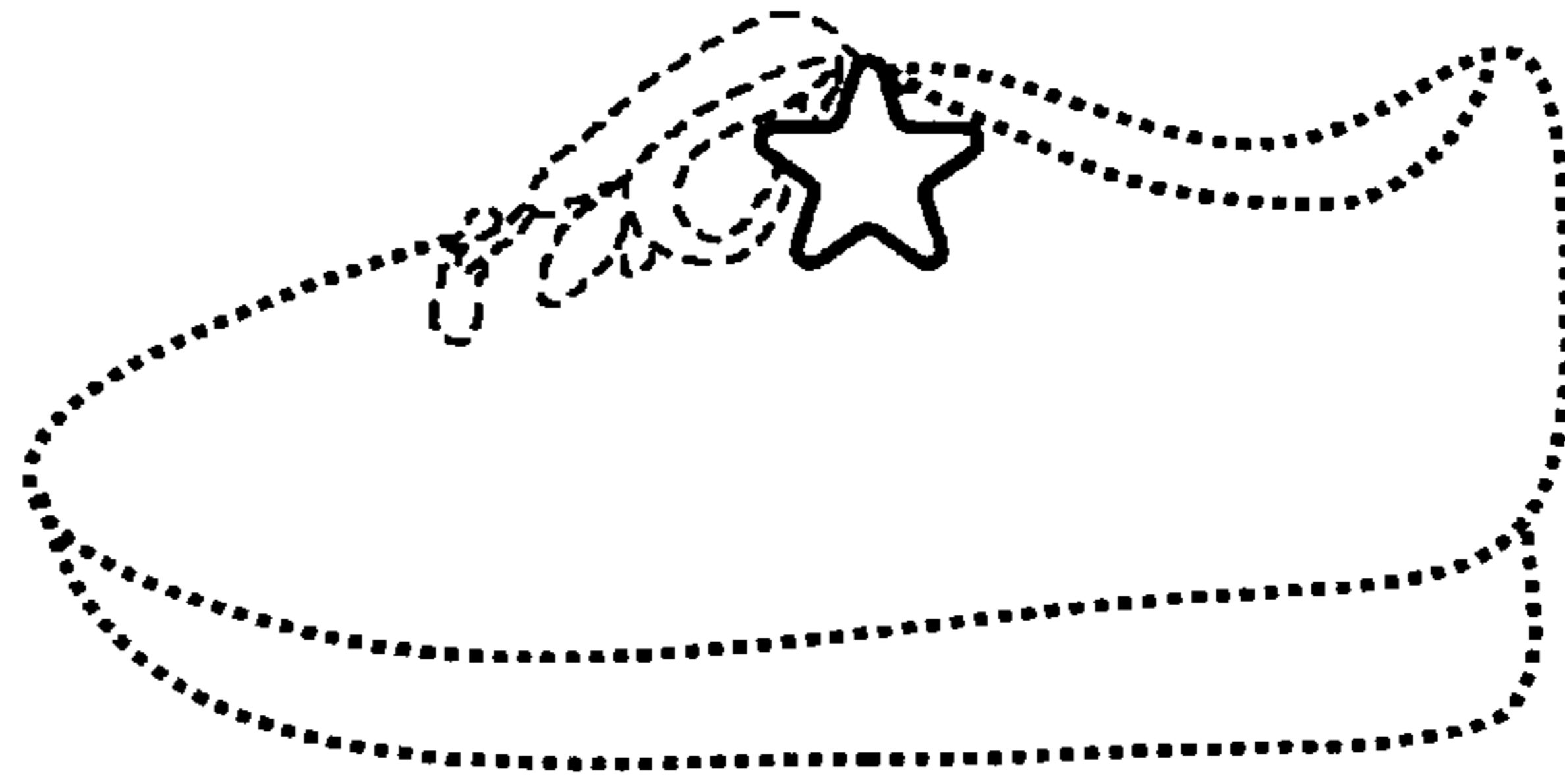


Figure 3




Figure 4

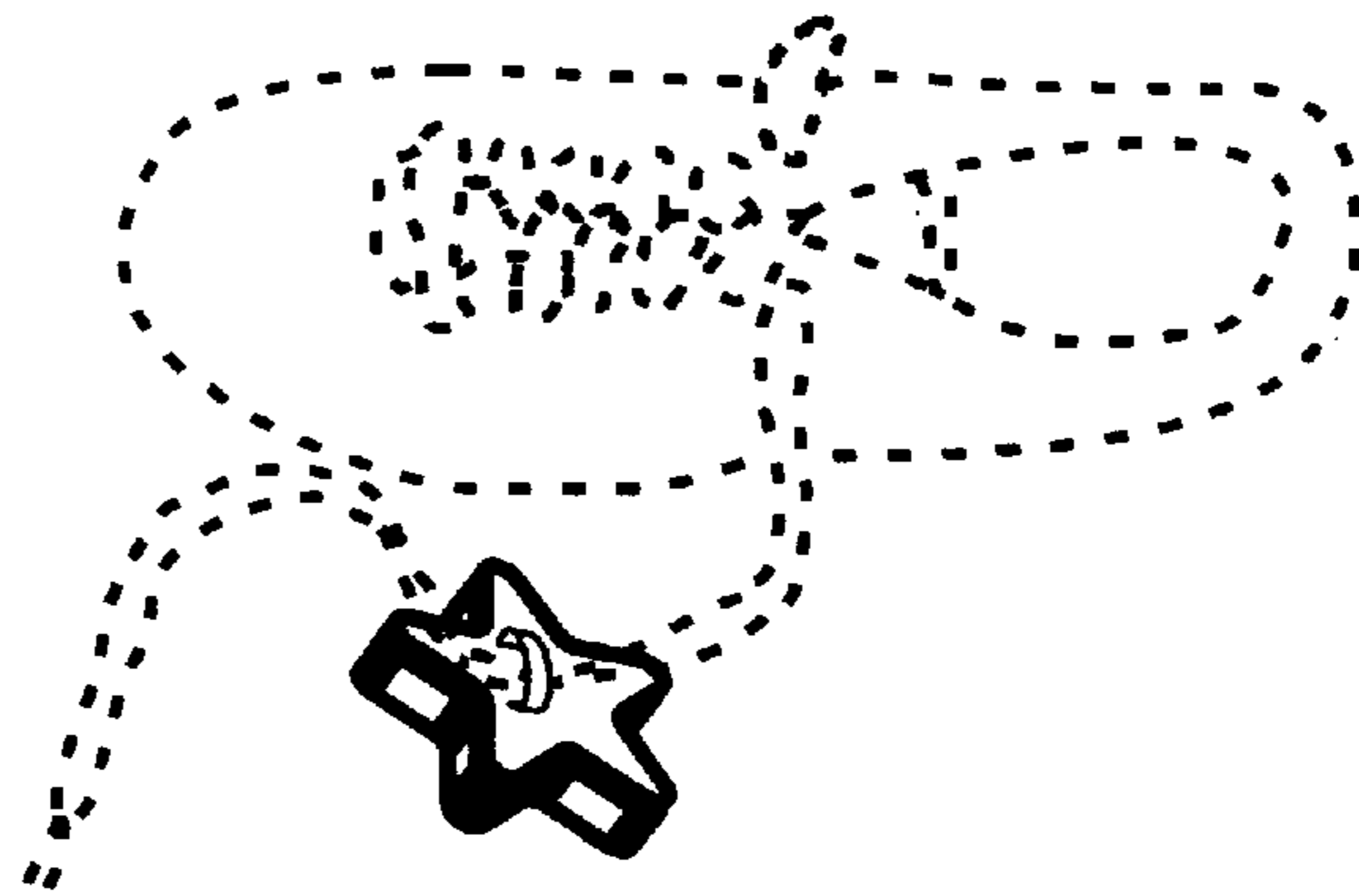


Figure 5

