



US00D593304S

(12) **United States Design Patent**  
**St-Louis et al.**

(10) **Patent No.:** **US D593,304 S**  
(45) **Date of Patent:** **\*\* Jun. 2, 2009**

(54) **FOOTWEAR UPPER**

(75) Inventors: **Julie St-Louis**, Montreal (CA); **Manon Belley**, Laval (CA); **Martin W. F. Dean**, St. Albans (GB)

(73) Assignee: **Wolverine World Wide, Inc.**, Rockford, MI (US)

(\*\*) Term: **14 Years**

(21) Appl. No.: **29/307,962**

(22) Filed: **May 20, 2008**

(51) **LOC (9) Cl.** ..... **02-99**

(52) **U.S. Cl.** ..... **D2/969**

(58) **Field of Classification Search** ..... D2/896,  
D2/902, 906-908, 943, 944, 969, 972-974;  
36/45, 50.1, 77 M, 77 R, 83, 88, 113, 114,  
36/126-131

See application file for complete search history.

(56) **References Cited**

**U.S. PATENT DOCUMENTS**

- D98,954 S \* 3/1936 Morgan ..... D2/902
- D114,918 S \* 5/1939 Cairns ..... D2/902
- D355,756 S \* 2/1995 Vestuti ..... D2/969
- D356,206 S \* 3/1995 Martin ..... D2/902
- D394,145 S \* 5/1998 von Conta ..... D2/969
- D441,522 S 5/2001 Matis et al.
- D487,337 S 3/2004 Rogers
- D487,338 S 3/2004 Matis et al.

- D532,588 S \* 11/2006 Matis et al. .... D2/969
- D539,016 S \* 3/2007 Matis et al. .... D2/969
- D545,548 S \* 7/2007 Belley et al. .... D2/969
- D545,549 S 7/2007 Schoenborn et al.
- D563,650 S 3/2008 Matis et al.

\* cited by examiner

*Primary Examiner*—Dominic Simone

(74) *Attorney, Agent, or Firm*—Warner Norcross & Judd LLP

(57) **CLAIM**

The ornamental design for footwear upper, as shown and described.

**DESCRIPTION**

FIG. 1 is a perspective view of the footwear upper embodying the new design;

FIG. 2 is a top view thereof;

FIG. 3 is a right side view thereof;

FIG. 4 is a left side view thereof;

FIG. 5 is a front view thereof; and,

FIG. 6 is a rear view thereof.

FIGS. 1-6 show features of an article of footwear in phantom lines. These features are shown for environmental purposes and do not form any part of the claimed design. Further, the phantom lines immediately adjacent the solid-line portions of the design form the boundary of the design, with the phantom lines forming no part of the claimed design.

**1 Claim, 4 Drawing Sheets**






Fig. 1

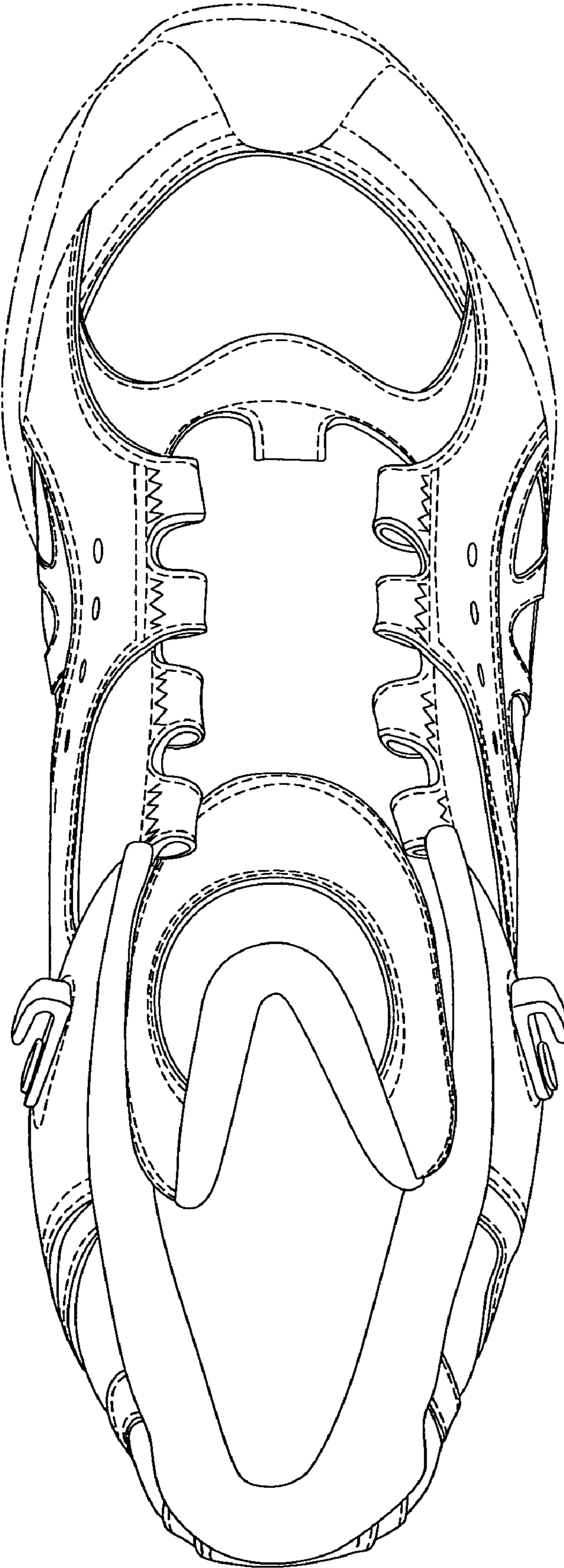


Fig. 2




Fig. 3




Fig. 4

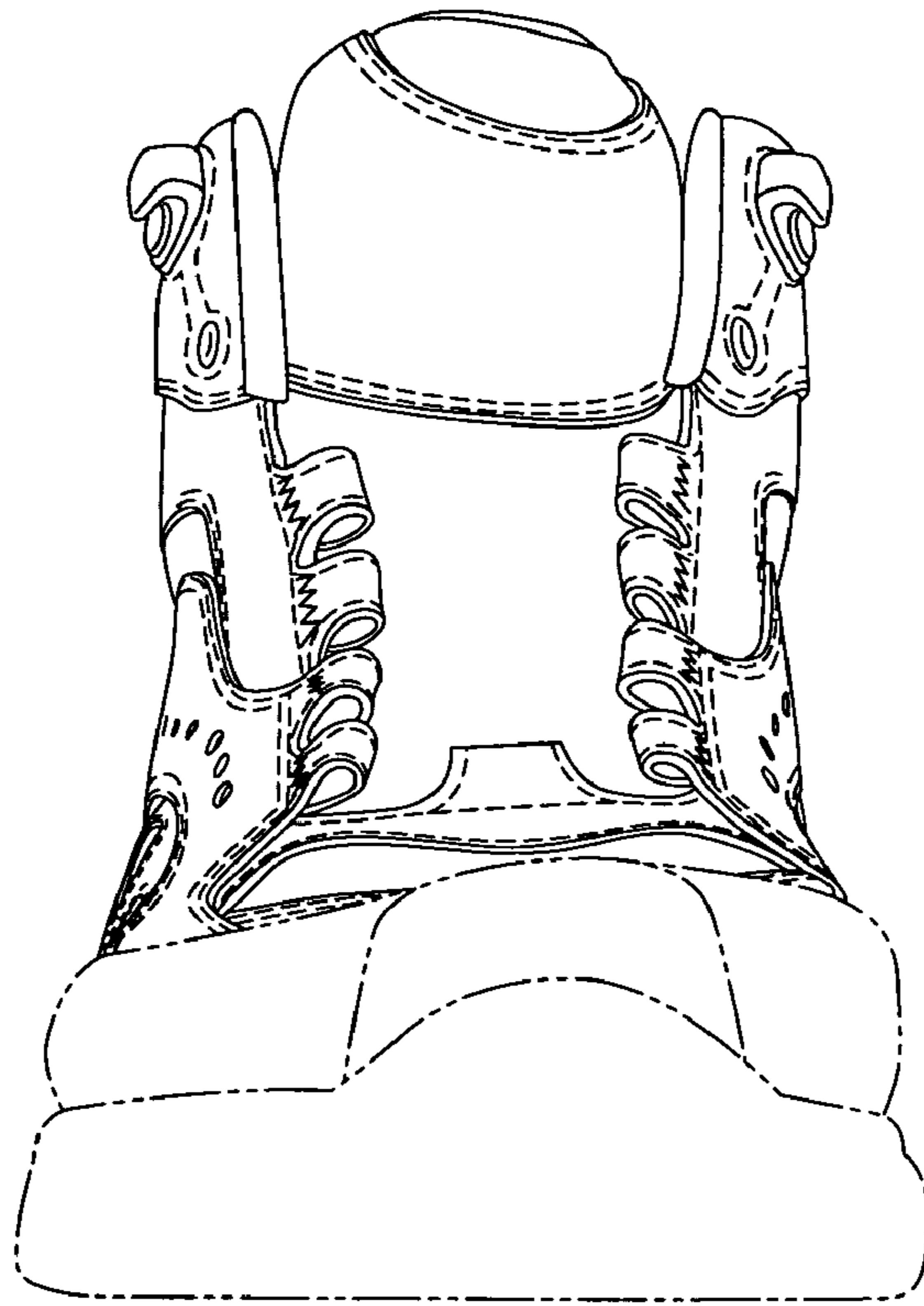


Fig. 5

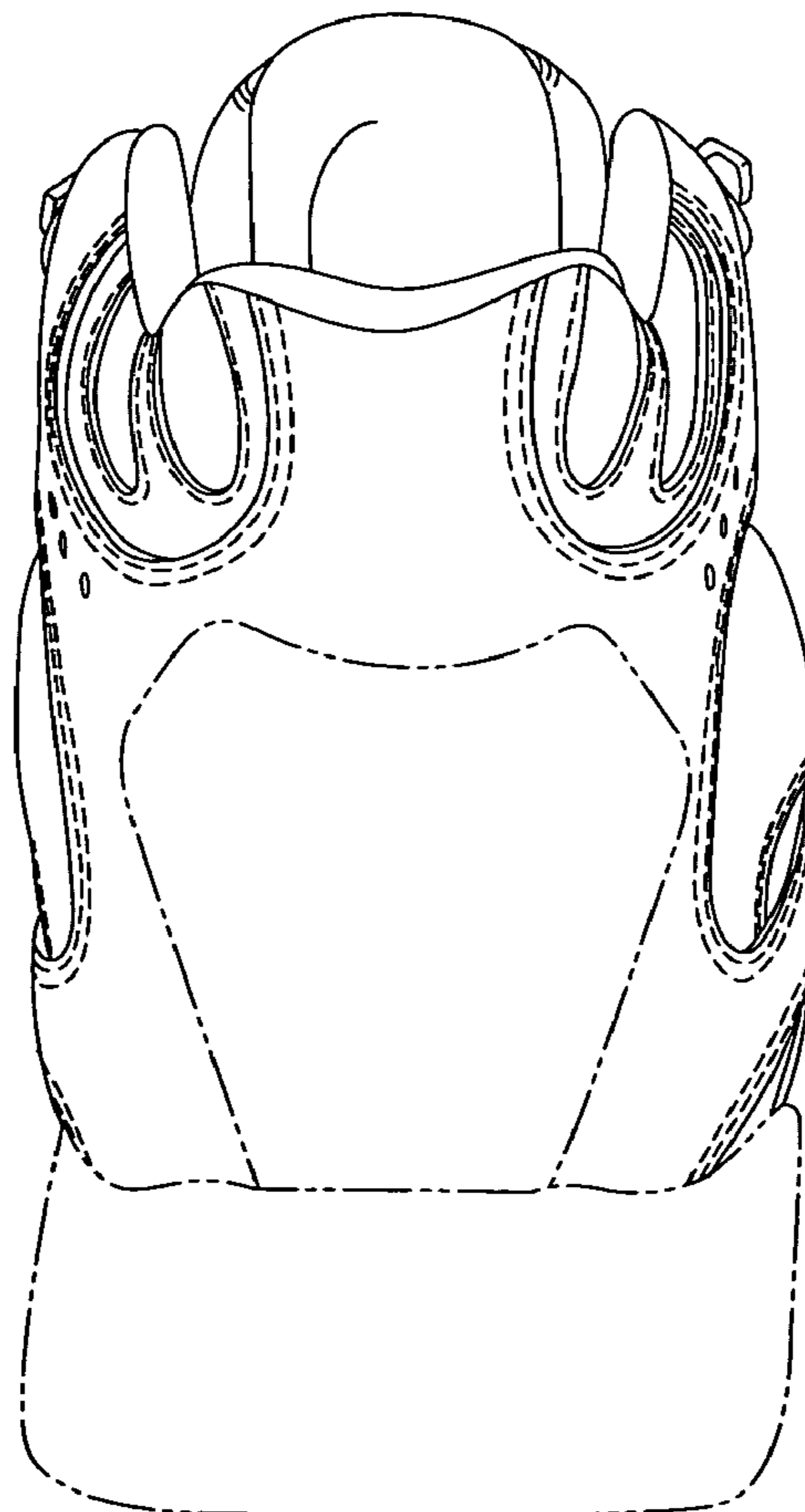


Fig. 6