



US00D593302S

(12) **United States Design Patent**
St-Louis et al.

(10) **Patent No.:** **US D593,302 S**
(45) **Date of Patent:** **** Jun. 2, 2009**

(54) **FOOTWEAR UPPER**

(75) Inventors: **Julie St-Louis**, Montreal (CA); **Manon Belley**, Laval (CA); **Martin Laberge**, Montreal (CA)

(73) Assignee: **Wolverine World Wide, Inc.**, Rockford, MI (US)

(**) Term: **14 Years**

(21) Appl. No.: **29/307,959**

(22) Filed: **May 20, 2008**

(51) **LOC (9) Cl.** **02-99**

(52) **U.S. Cl.** **D2/969**

(58) **Field of Classification Search** D2/896,
D2/902, 906-908, 943, 944, 969, 972-974;
36/45, 50.1, 77 M, 77 R, 83, 88, 113, 114,
36/126-131

See application file for complete search history.

(56) **References Cited**

U.S. PATENT DOCUMENTS

- D98,954 S * 3/1936 Morgan D2/902
- D114,918 S * 5/1939 Cairns D2/902
- D320,689 S * 10/1991 Smith D2/969
- D341,703 S * 11/1993 Hatfield et al. D2/973
- D342,600 S * 12/1993 Hatfield et al. D2/969
- D351,058 S * 10/1994 Hatfield et al. D2/969
- D355,756 S * 2/1995 Vestuti D2/969
- D356,206 S * 3/1995 Martin D2/902
- D447,617 S 9/2001 Matis et al.
- D447,859 S 9/2001 Matis et al.
- D447,860 S 9/2001 Matis et al.
- D458,741 S 6/2002 Rogers
- D487,960 S 4/2004 Bandini et al.
- D499,537 S 12/2004 Robbins
- D504,009 S 4/2005 Matis et al.
- D504,763 S 5/2005 Matis et al.
- D505,253 S * 5/2005 Rask D2/972

- D505,779 S 6/2005 Matis et al.
- D533,987 S 12/2006 Matis et al.
- D535,463 S 1/2007 Matis et al.
- D543,682 S 6/2007 Matis et al.
- D545,546 S 7/2007 Schoenborn et al.
- D545,550 S 7/2007 Matis et al.
- D546,043 S 7/2007 Belley et al.
- D563,654 S * 3/2008 Schoenborn et al. D2/969
- D563,655 S 3/2008 Matis et al.
- D578,288 S * 10/2008 Banik D2/969

OTHER PUBLICATIONS

Merrell Spring 2008 Catalog, pp. 30, 34, and 35.

* cited by examiner

Primary Examiner—Dominic Simone

(74) *Attorney, Agent, or Firm*—Warner Norcross & Judd LLP

(57) **CLAIM**

The ornamental design for footwear upper, as shown and described.

DESCRIPTION

FIG. 1 is a perspective view of the footwear upper embodying the new design;

FIG. 2 is a top view thereof;

FIG. 3 is a right side view thereof;

FIG. 4 is a left side view thereof;

FIG. 5 is a front view thereof; and,

FIG. 6 is a rear view thereof.

FIGS. 1-6 show features of an article of footwear in phantom lines. These features are shown for environmental purposes and do not form any part of the claimed design. Further, the phantom lines immediately adjacent the solid-line portions of the design form the boundary of the design, with the phantom lines forming no part of the claimed design.

1 Claim, 4 Drawing Sheets



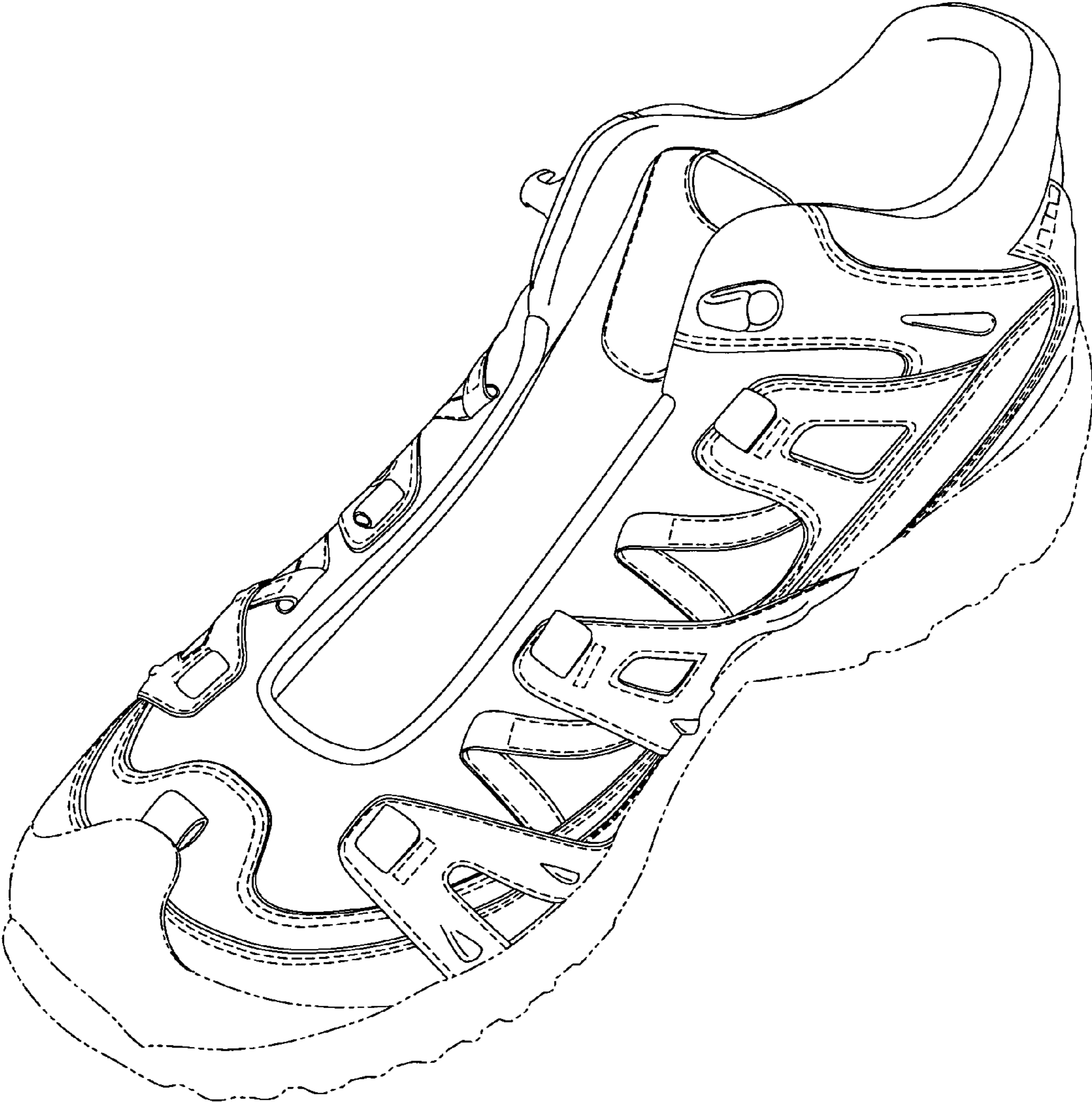


Fig. 1




Fig. 2



Fig. 3




Fig. 4

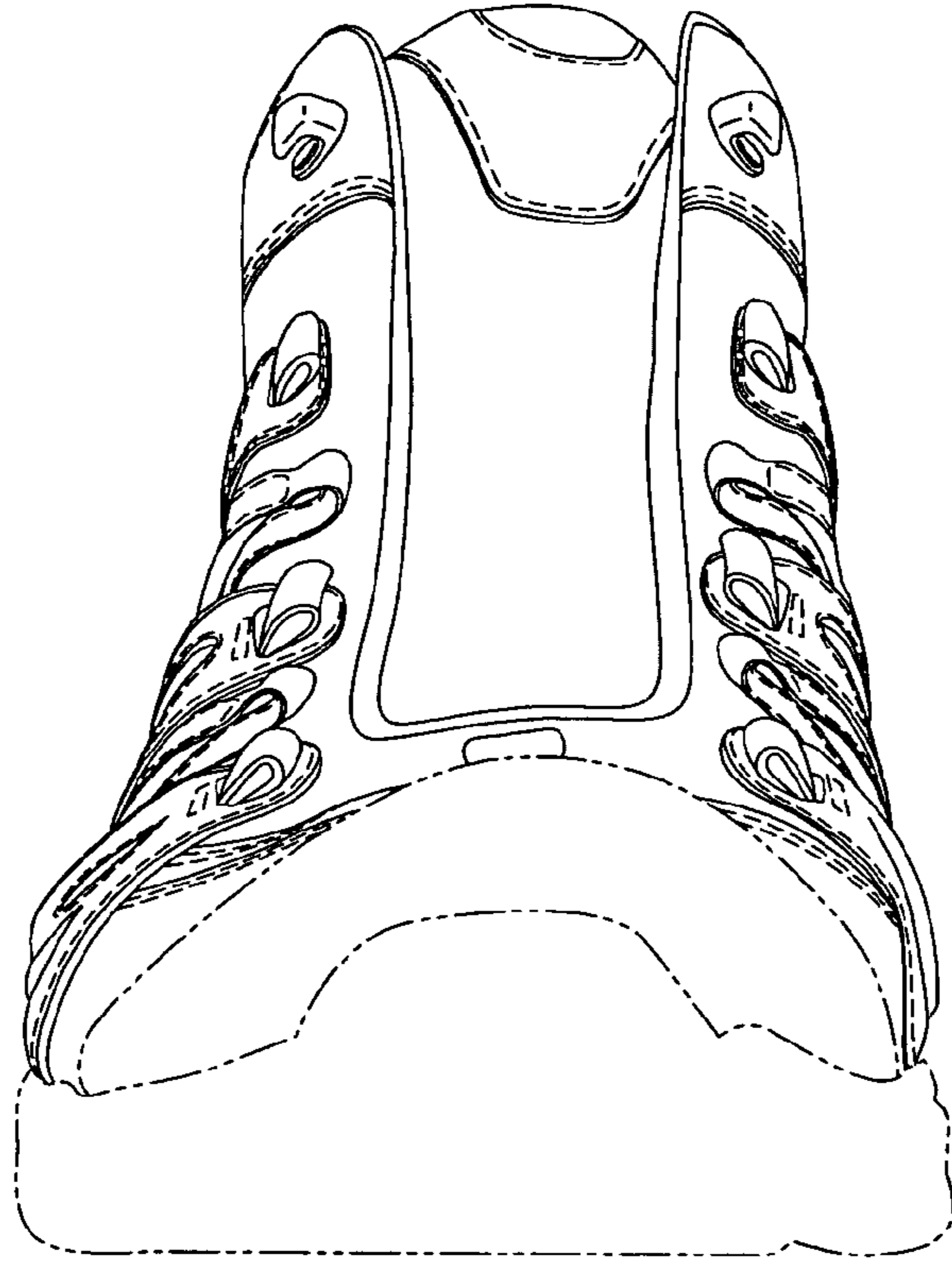


Fig. 5

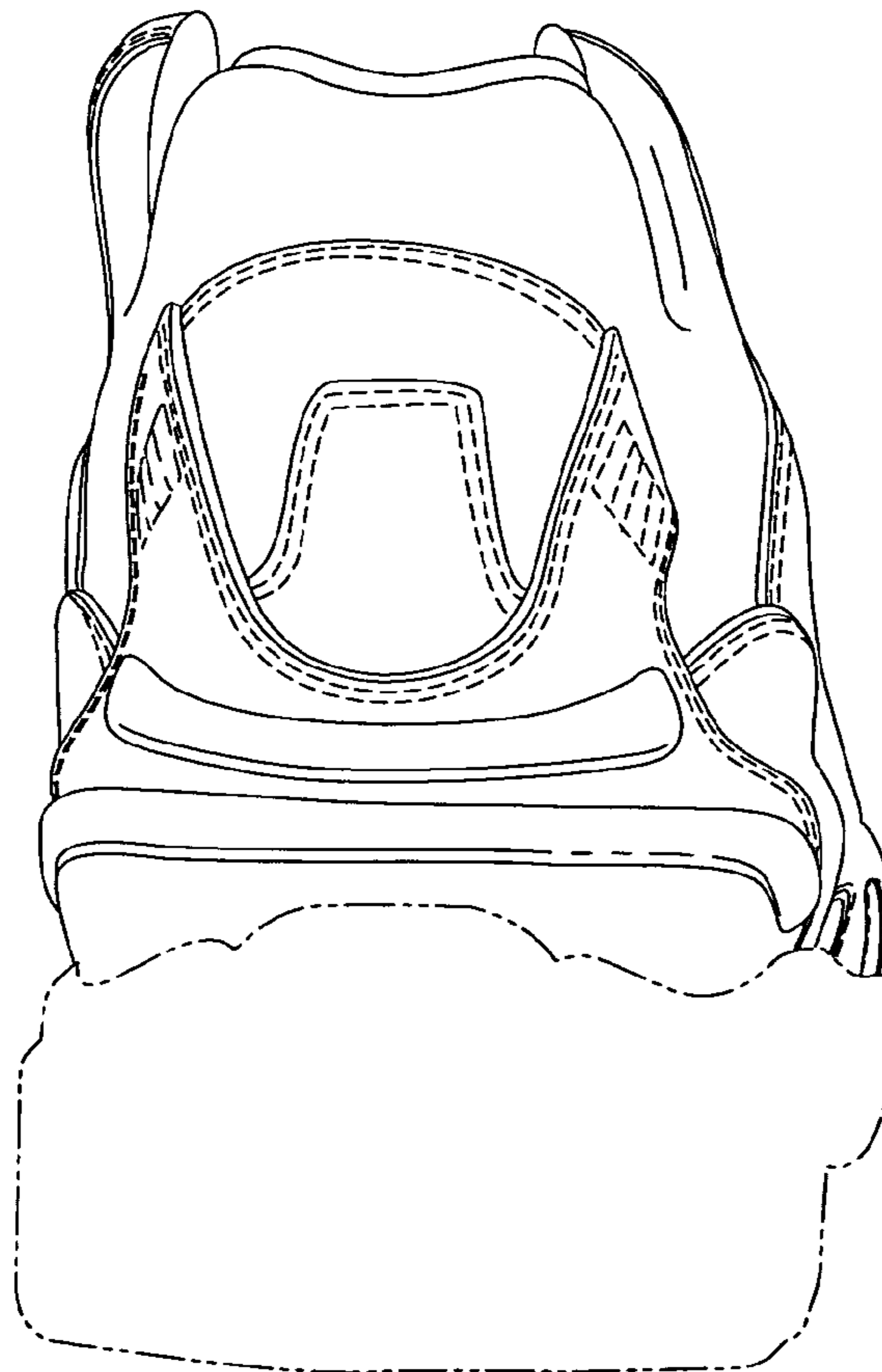


Fig. 6