



US00D593299S

(12) **United States Design Patent**  
**St-Louis et al.**

(10) **Patent No.:** **US D593,299 S**  
(45) **Date of Patent:** **\*\* Jun. 2, 2009**

(54) **FOOTWEAR UPPER**  
(75) Inventors: **Julie St-Louis**, Montreal (CA); **Manon Belley**, Laval (CA)  
(73) Assignee: **Wolverine World Wide, Inc.**, Rockford, MI (US)  
(\*\*) Term: **14 Years**  
(21) Appl. No.: **29/307,954**  
(22) Filed: **May 20, 2008**  
(51) **LOC (9) Cl.** ..... **02-99**  
(52) **U.S. Cl.** ..... **D2/969**  
(58) **Field of Classification Search** ..... D2/896,  
D2/902, 906-908, 943, 944, 969, 972-974,  
D2/916; 36/45, 50.1, 77 M, 77 R, 83, 88,  
36/113, 114, 126-131  
See application file for complete search history.

D504,214 S 4/2005 Schoenborn et al.  
D504,215 S 4/2005 Matis et al.  
D504,556 S 5/2005 Robbins et al.  
D504,561 S 5/2005 Matis  
D505,000 S 5/2005 Schoenborn et al.  
D505,001 S 5/2005 Robbins et al.  
D505,003 S 5/2005 Robbins et al.  
D506,601 S 6/2005 Bandini et al.  
D527,873 S 9/2006 Schoenborn et al.  
D530,069 S 10/2006 Schoenborn et al.  
D532,589 S 11/2006 Belley et al.  
D534,715 S 1/2007 Belley et al.  
D534,716 S 1/2007 Matis et al.  
D534,717 S 1/2007 Matis et al.  
D538,022 S 3/2007 Belley et al.  
D539,019 S 3/2007 Matis et al.

(Continued)

*Primary Examiner*—Dominic Simone  
(74) *Attorney, Agent, or Firm*—Warner Norcross & Judd LLP

(57) **CLAIM**

The ornamental design for footwear upper, as shown and described.

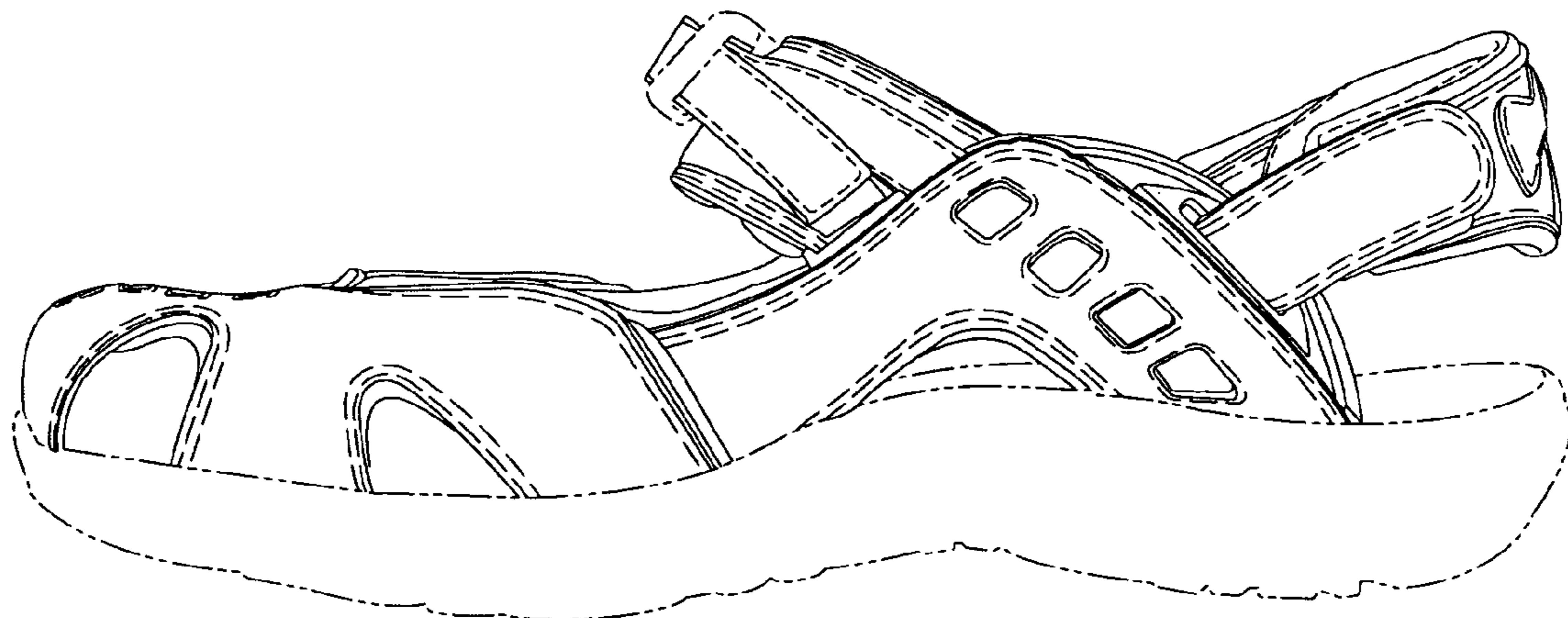
**DESCRIPTION**

FIG. 1 is a perspective view of the footwear upper embodying the new design;  
FIG. 2 is a top view thereof;  
FIG. 3 is a right side view thereof;  
FIG. 4 is a left side view thereof;  
FIG. 5 is a front view thereof; and,  
FIG. 6 is a rear view thereof.  
FIGS. 1-6 show features of an article of footwear in phantom lines. These features are shown for environmental purposes and do not form any part of the claimed design. Further, the phantom lines immediately adjacent the solid-line portions of the design form the boundary of the design, with the phantom lines forming no part of the claimed design.

**1 Claim, 4 Drawing Sheets**

(56) **References Cited**  
U.S. PATENT DOCUMENTS

D124,720 S \* 1/1941 Finn ..... D2/916  
D143,799 S \* 2/1946 Diamant ..... D2/916  
D162,642 S \* 3/1951 Forschner ..... D2/916  
D240,773 S \* 8/1976 Fukuoka ..... D2/896  
D350,021 S \* 8/1994 Stein ..... D2/969  
D382,991 S \* 9/1997 Bishop ..... D2/916  
D438,695 S 3/2001 Matis et al.  
D439,398 S \* 3/2001 Dean ..... D2/969  
D442,359 S 5/2001 Matis et al.  
D442,769 S 5/2001 Matis et al.  
D444,936 S 7/2001 Matis et al.  
D452,367 S 12/2001 Rogers et al.  
D455,003 S 4/2002 Rogers et al.  
D486,627 S 2/2004 Rogers et al.  
D486,628 S 2/2004 Le et al.  
D486,957 S 2/2004 Rogers et al.  
D487,620 S 3/2004 Robbins  
D487,622 S 3/2004 Rogers et al.  
D487,624 S 3/2004 Rogers et al.  
D504,212 S 4/2005 Schoenborn et al.



# US D593,299 S

Page 2

---

## U.S. PATENT DOCUMENTS

D539,021 S	3/2007	Belley et al.		D556,994 S	12/2007	Belley	
D539,022 S	3/2007	Belley		D560,892 S	2/2008	Belley et al.	
D540,018 S	4/2007	Belley et al.		D563,658 S	3/2008	St-Louis et al.	
D543,344 S *	5/2007	Belley et al.	..... D2/969	D564,196 S	3/2008	Matis et al.	
D544,186 S	6/2007	Matis et al.		D566,954 S	4/2008	St-Louis et al.	
D546,044 S	7/2007	Matis et al.		D580,146 S *	11/2008	Matis et al.	..... D2/969

\* cited by examiner

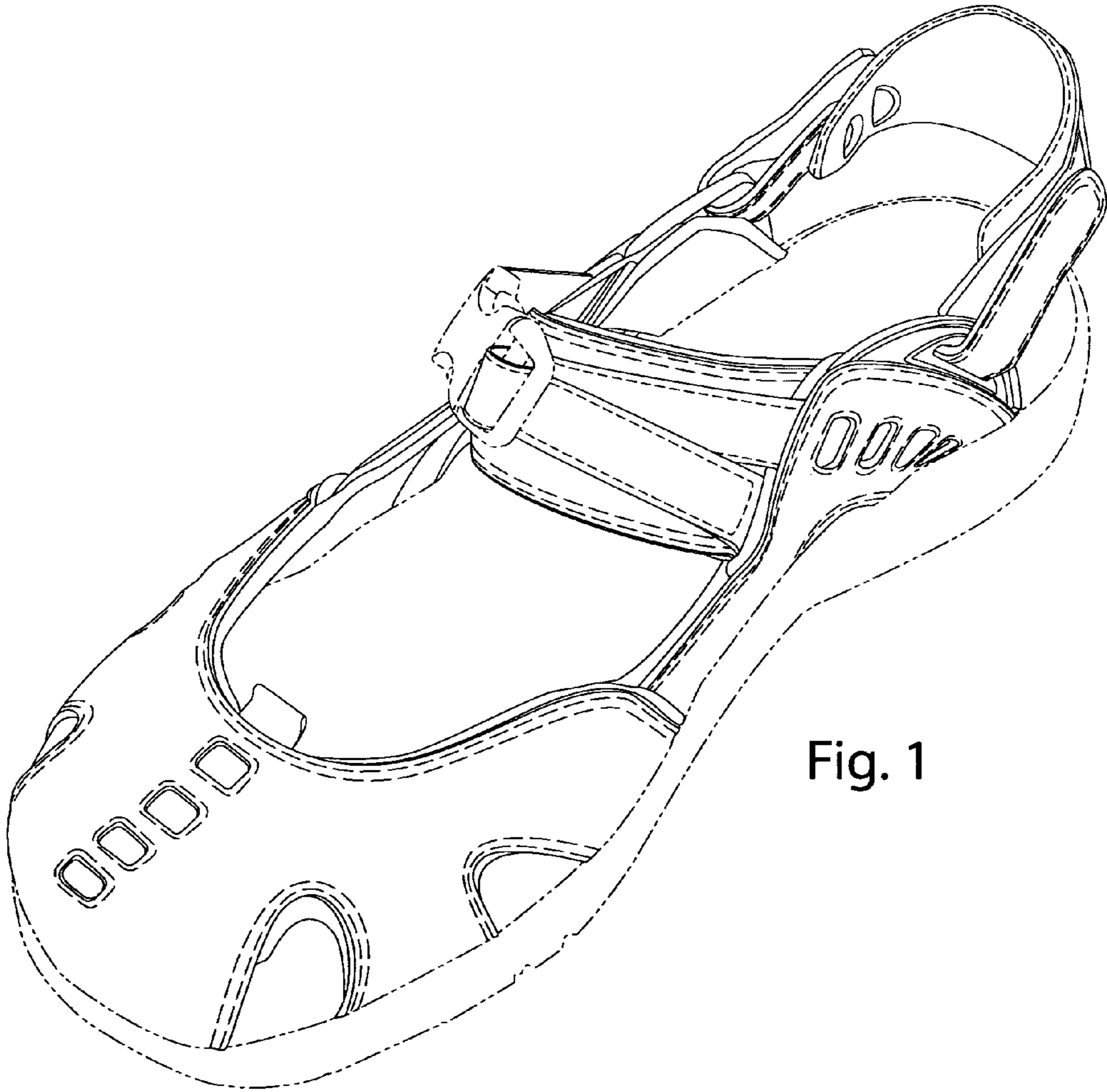


Fig. 1

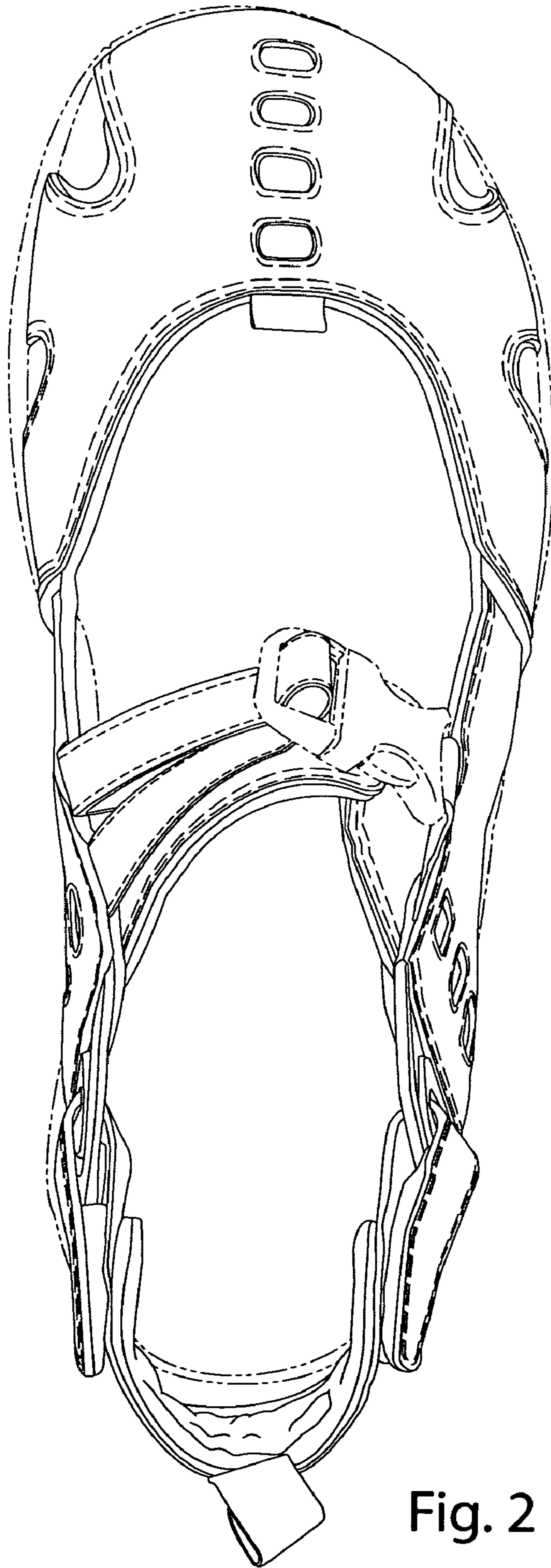


Fig. 2

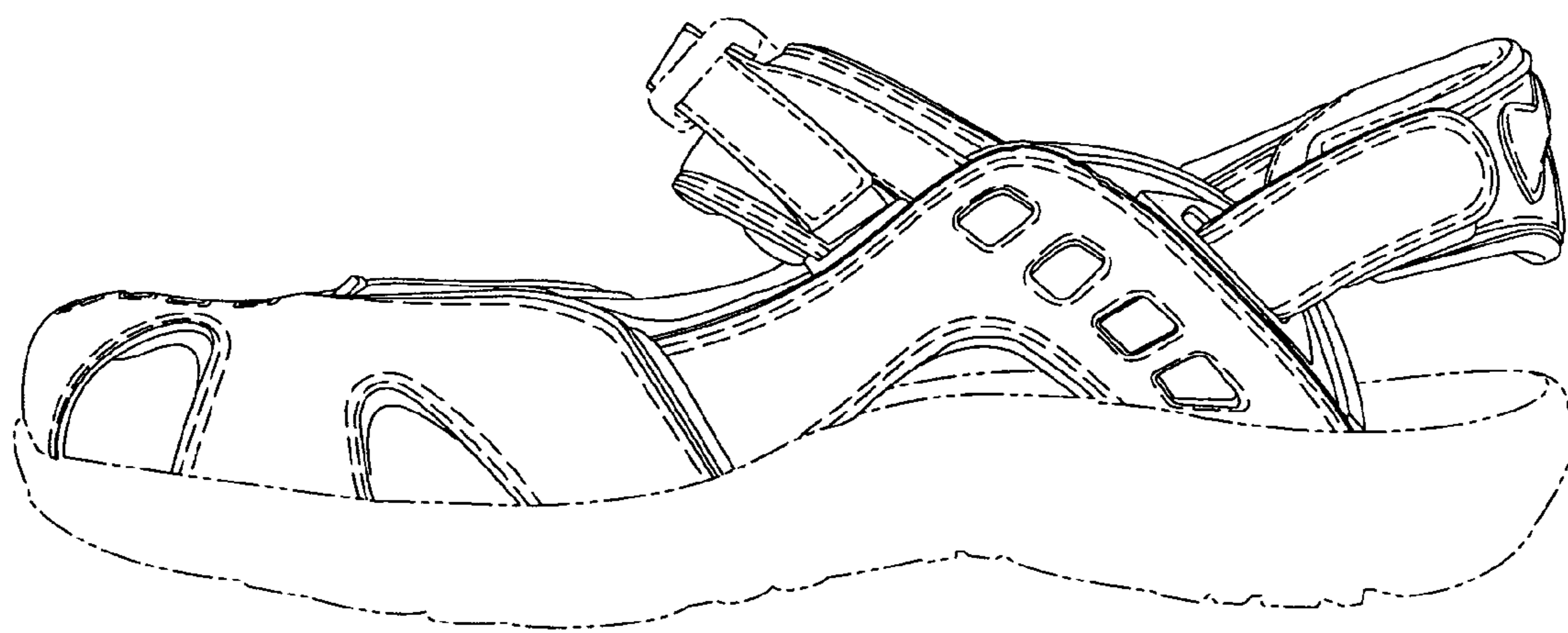


Fig. 3




Fig. 4



Fig. 5

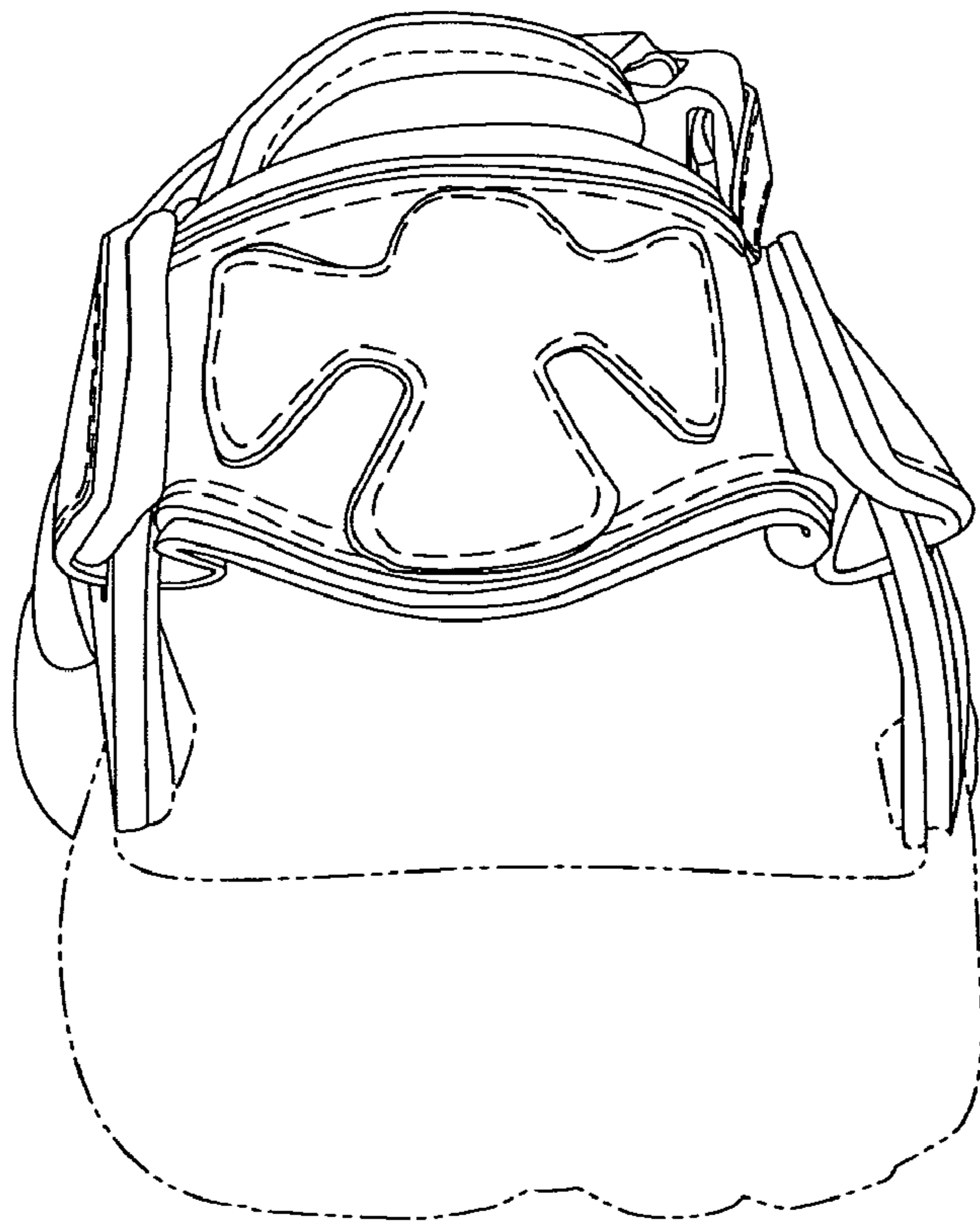


Fig. 6