



US00D593298S

(12) **United States Design Patent**  
**Belley et al.**

(10) **Patent No.:** **US D593,298 S**  
(45) **Date of Patent:** **\*\* Jun. 2, 2009**

(54) **FOOTWEAR UPPER**  
(75) Inventors: **Manon Belley**, Laval (CA); **Francesco Pizzuti**, Civitanova Marche (IT)  
(73) Assignee: **Wolverine World Wide, Inc.**, Rockford, MI (US)  
(\*\*) Term: **14 Years**  
(21) Appl. No.: **29/307,948**  
(22) Filed: **May 20, 2008**  
(51) **LOC (9) Cl.** ..... **02-99**  
(52) **U.S. Cl.** ..... **D2/969**  
(58) **Field of Classification Search** ..... D2/896,  
D2/902, 906-908, 943, 944, 969, 972-974;  
36/45, 50.1, 77 M, 77 R, 83, 88, 113, 114,  
36/126-131  
See application file for complete search history.

D546,535 S 7/2007 Belley et al.  
D547,040 S 7/2007 Belley et al.  
D547,043 S 7/2007 Matis et al.  
D547,044 S 7/2007 Belley et al.  
D547,535 S 7/2007 Matis et al.  
D554,843 S 11/2007 Matis  
D563,652 S \* 3/2008 Matis ..... D2/969  
D563,654 S \* 3/2008 Schoenborn et al. .... D2/969  
D574,597 S \* 8/2008 Belley et al. .... D2/969  
D586,996 S \* 2/2009 Horne et al. .... D2/969

**OTHER PUBLICATIONS**

Merrell Fall 2007 Catalog, pp. 86 and 87.  
Merrell Spring 2006 Catalog, pp. 50 and 51.  
Hush Puppies Men's Spring 2008 Catalog, p. 13.

\* cited by examiner

*Primary Examiner*—Dominic Simone  
(74) *Attorney, Agent, or Firm*—Warner Norcross & Judd LLP

(57) **CLAIM**

The ornamental design for footwear upper, as shown and described.

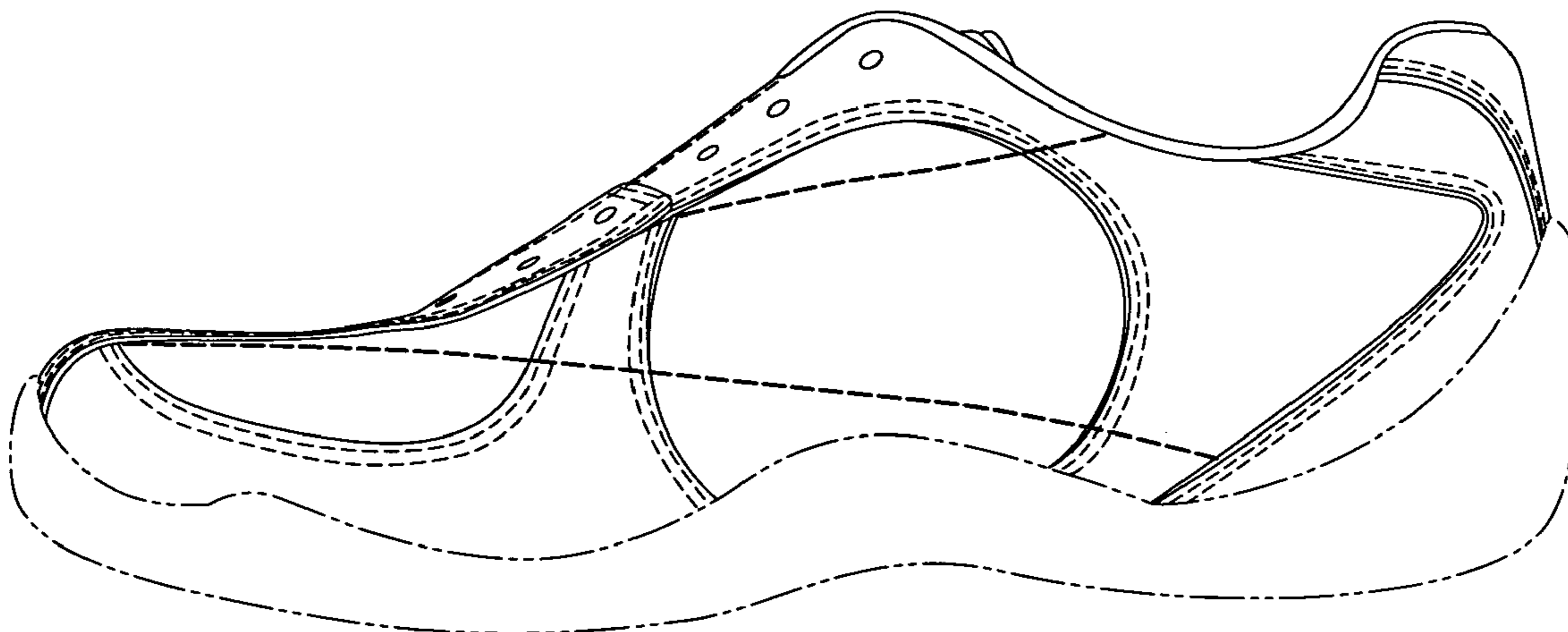
**DESCRIPTION**

FIG. 1 is a perspective view of the footwear upper embodying the new design;  
FIG. 2 is a top view thereof;  
FIG. 3 is a right side view thereof;  
FIG. 4 is a left side view thereof;  
FIG. 5 is a front view thereof; and,  
FIG. 6 is a rear view thereof.  
FIGS. 1-6 show features of an article of footwear in phantom lines. These features are shown for environmental purposes and do not form any part of the claimed design. Further, the phantom lines immediately adjacent the solid-line portions of the design form the boundary of the design, with the phantom lines forming no part of the claimed design.

**1 Claim, 4 Drawing Sheets**

(56) **References Cited**  
**U.S. PATENT DOCUMENTS**

D325,118 S \* 4/1992 Smith ..... D2/969  
D438,696 S 3/2001 Haas  
D448,148 S 9/2001 Matis et al.  
D480,543 S 10/2003 Robbins  
D487,335 S 3/2004 Robbins  
D487,619 S 3/2004 Matis  
D487,957 S 4/2004 Robbins  
D487,961 S 4/2004 Robbins  
D500,196 S 12/2004 Belley  
D501,295 S 2/2005 Belley et al.  
D501,298 S 2/2005 Robbins et al.  
D501,982 S 2/2005 Belley et al.  
D504,560 S 5/2005 Robbins et al.  
D507,864 S 8/2005 Robbins et al.  
D514,299 S 2/2006 Ardissono et al.  
D514,789 S 2/2006 Robbins et al.  
D514,791 S 2/2006 Ardissono et al.  
D517,302 S 3/2006 Ardissono  
D537,612 S 3/2007 Belley et al.  
D538,521 S 3/2007 Matis et al.



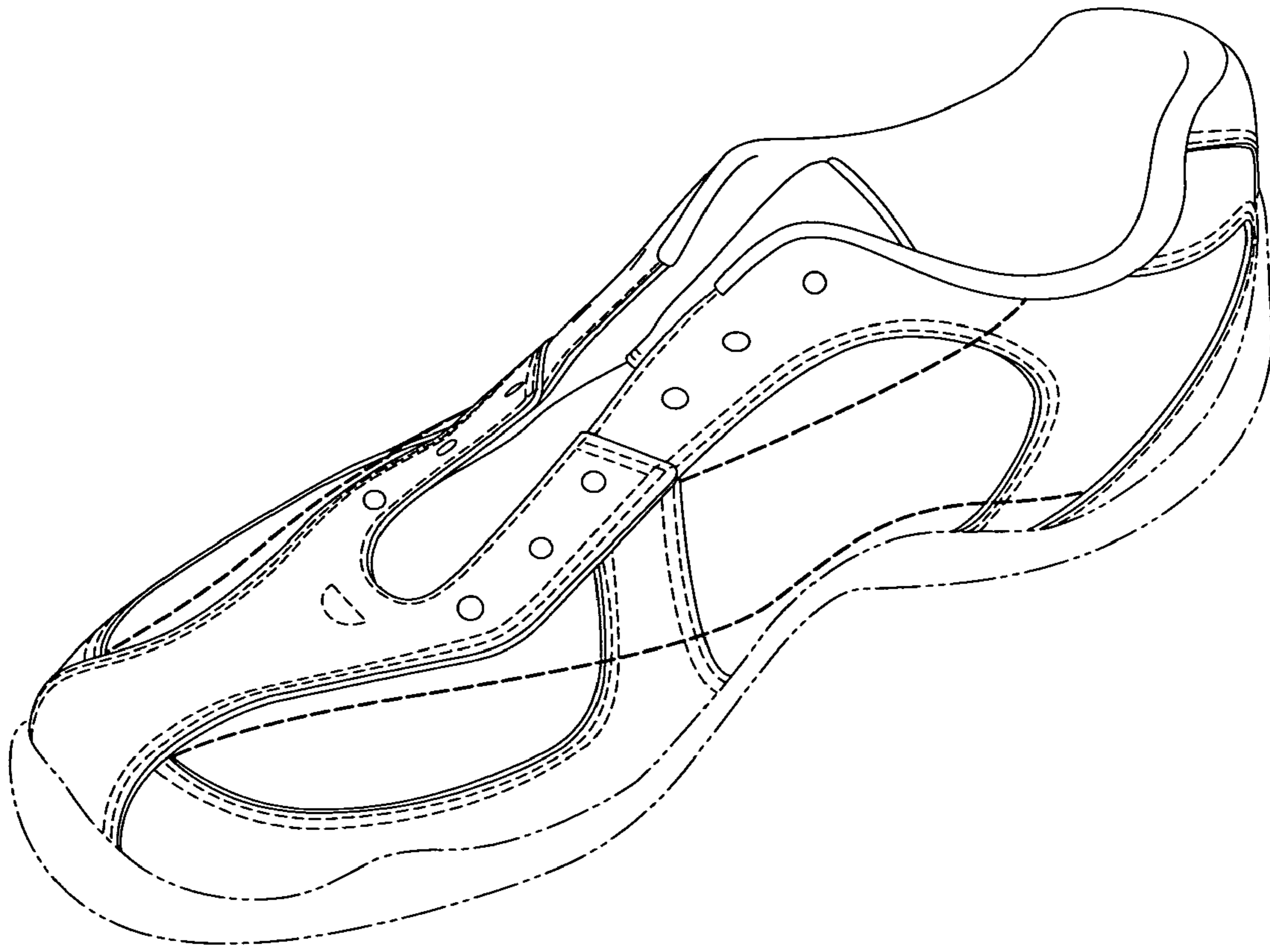


Fig. 1

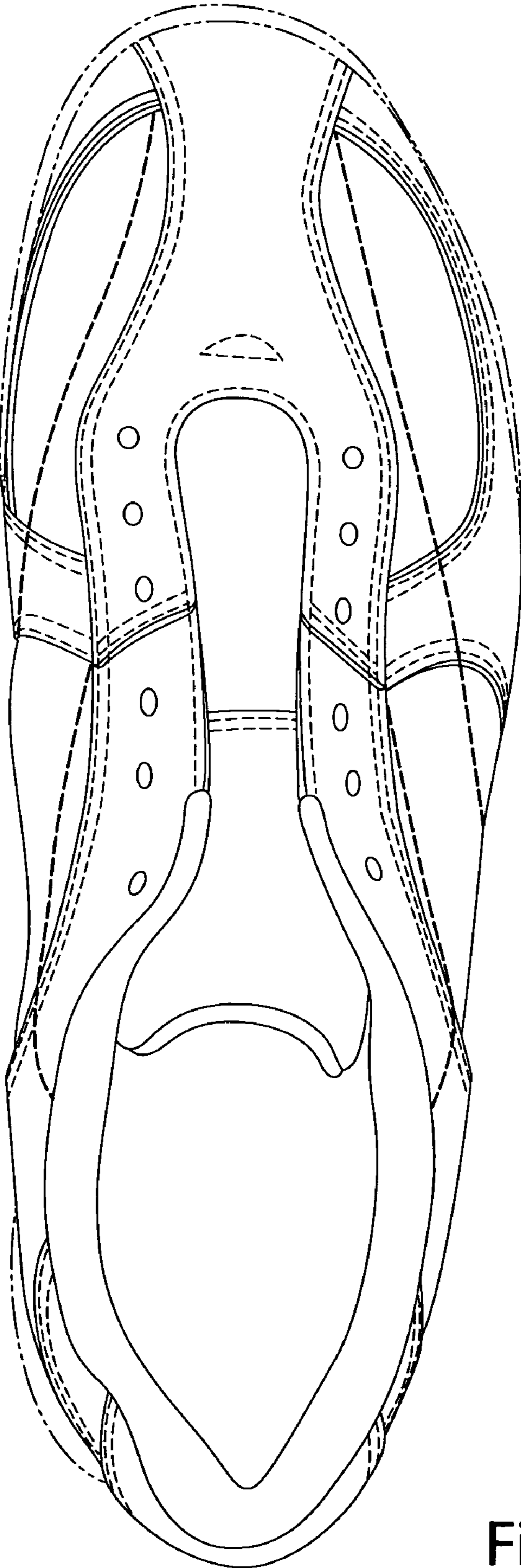


Fig. 2

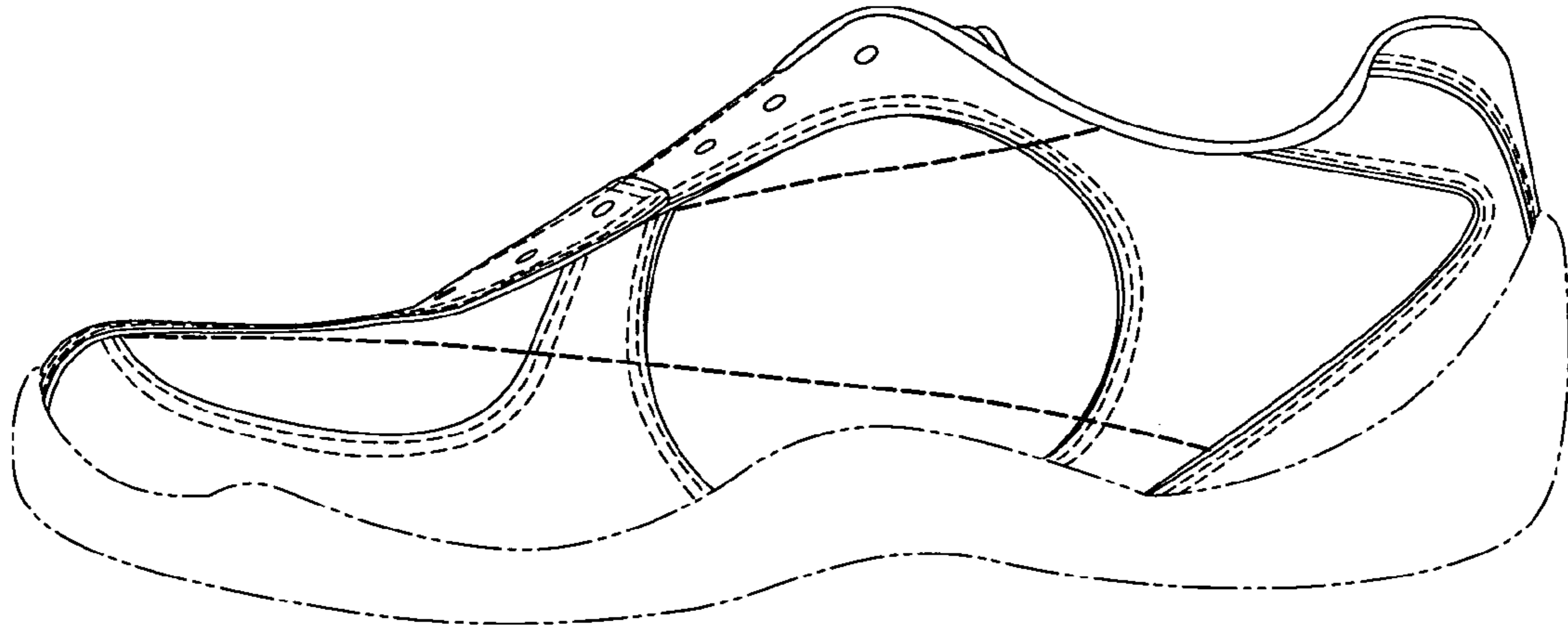


Fig. 3

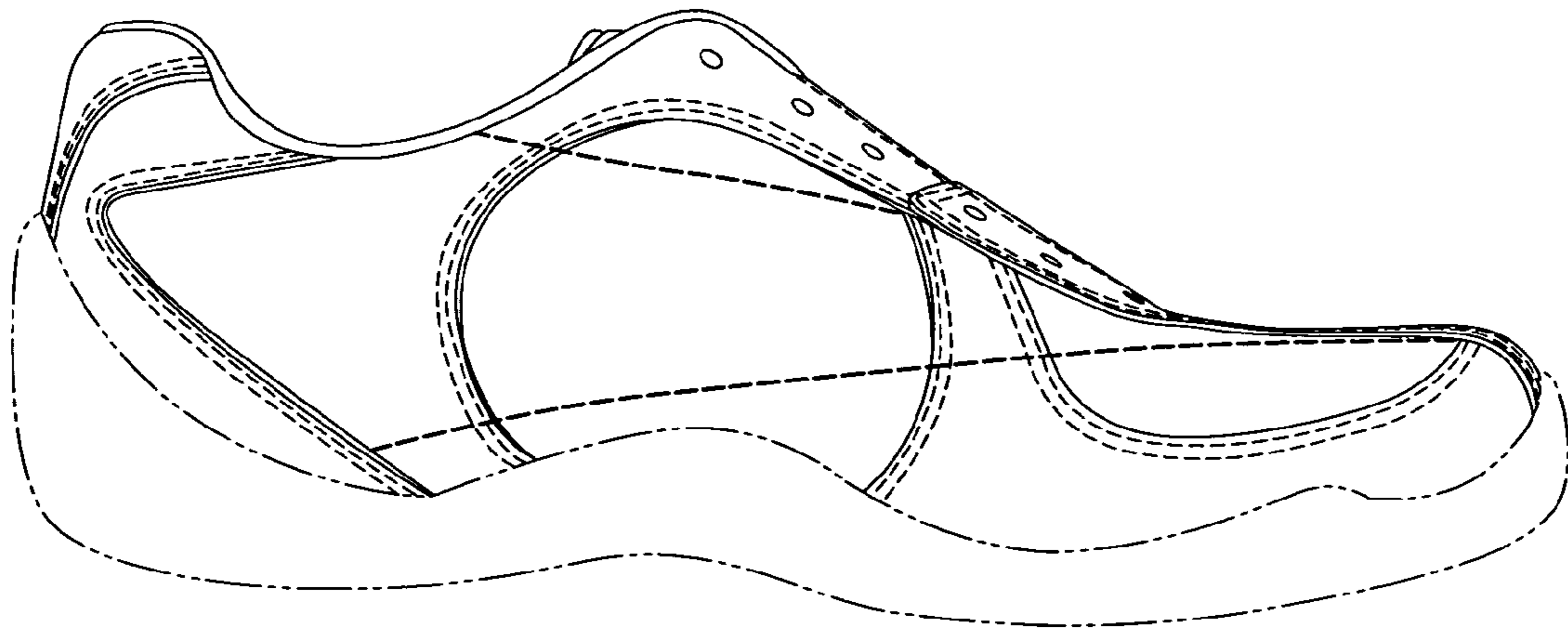


Fig. 4




Fig. 5

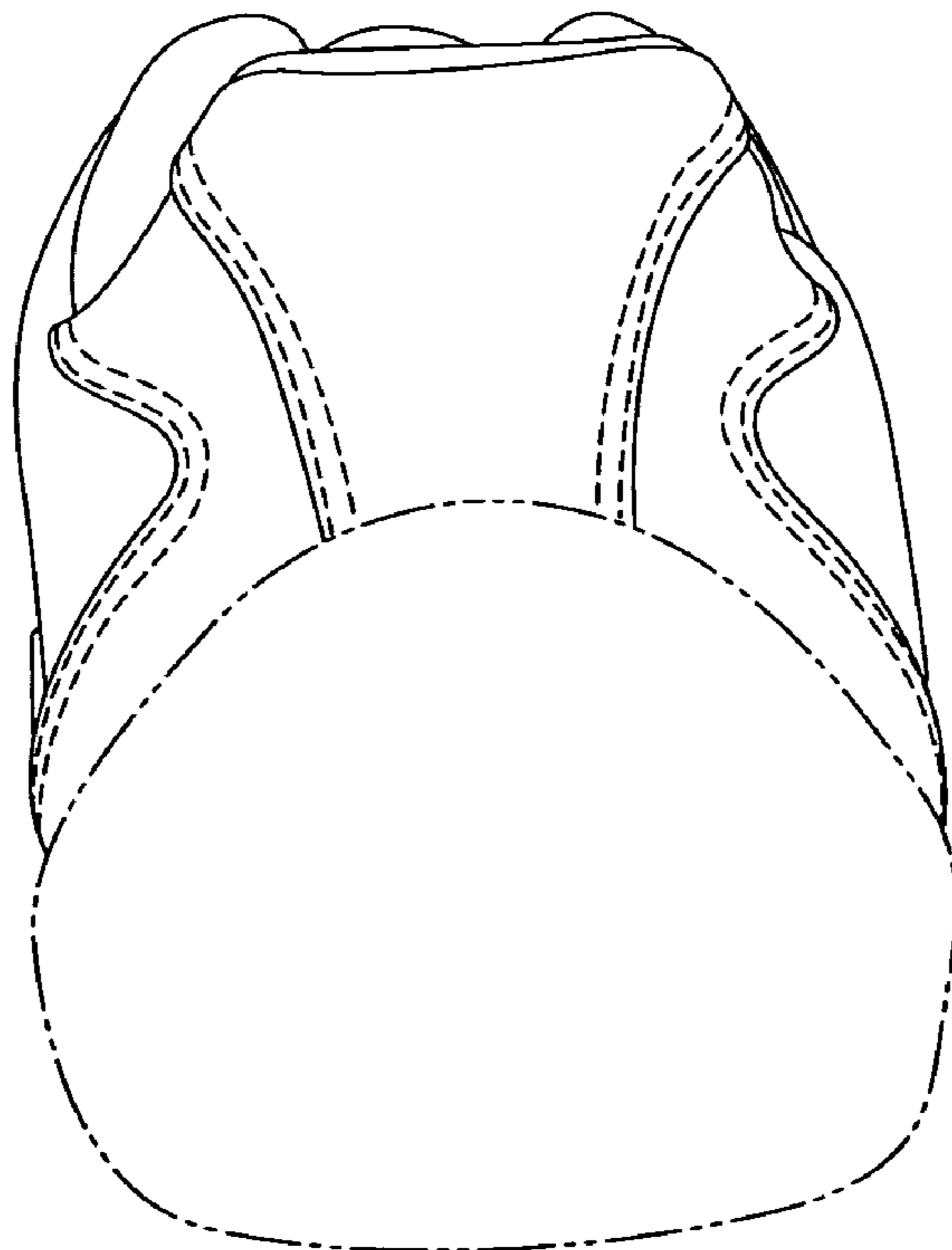


Fig. 6