

US00D593291S

(12) **United States Design Patent**
Chen

(10) **Patent No.:** **US D593,291 S**
(45) **Date of Patent:** **** Jun. 2, 2009**

(54) **SOLE**
(75) Inventor: **Eddie Chen, Tai-Chung (TW)**
(73) Assignee: **C2 Corporation, Taichung (TW)**
(**) Term: **14 Years**
(21) Appl. No.: **29/326,714**
(22) Filed: **Oct. 23, 2008**
(51) **LOC (9) Cl.** **02-04**
(52) **U.S. Cl.** **D2/953; D2/951; D2/954**
(58) **Field of Classification Search** D2/902,
D2/947, 951, 952, 953, 954, 956, 957, 958,
D2/959, 960; 36/103, 3 B, 22 R, 25 R, 32 R,
36/59 C, 67 A; D5/32, 37
See application file for complete search history.

D504,205 S * 4/2005 Andrews-Kramer D2/960
D506,306 S * 6/2005 Teague D2/960
D508,160 S * 8/2005 Sonnergren D2/953
D516,782 S * 3/2006 Robbins et al. D2/956
D530,492 S * 10/2006 McClaskie D2/957
D540,014 S * 4/2007 Turner et al. D2/957
D552,335 S * 10/2007 Matis et al. D2/957
D553,834 S * 10/2007 Nakano D2/959
D554,838 S * 11/2007 McClaskie D2/957
D554,840 S * 11/2007 McClaskie D2/960
D556,433 S * 12/2007 Le D2/957
D562,537 S * 2/2008 Apanian D2/953
D564,740 S * 3/2008 Matis et al. D2/957
D567,492 S * 4/2008 Belley et al. D2/957
D568,593 S * 5/2008 Chen D2/953
D569,086 S * 5/2008 Le D2/957
D569,595 S * 5/2008 Le D2/960
D574,130 S * 8/2008 Le D2/956
D581,641 S * 12/2008 Bethke, Jr. D2/957

* cited by examiner

Primary Examiner—Celia A Murphy
(74) *Attorney, Agent, or Firm*—Panitch Schwarze Belisario & Nadel LLP

(56) **References Cited**
U.S. PATENT DOCUMENTS

D164,299 S * 8/1951 Gruner D2/957
D287,303 S * 12/1986 Peterson D2/957
D331,492 S * 12/1992 Tonkel et al. D2/959
D332,001 S * 12/1992 Bayer D2/902
D336,774 S * 6/1993 Peterson D2/957
D343,049 S * 1/1994 Novy D2/958
D357,346 S * 4/1995 Ho D2/902
D364,497 S * 11/1995 Schelling D2/916
D377,411 S * 1/1997 Murray D2/953
D377,859 S * 2/1997 Bramani D2/953
D378,239 S * 3/1997 Bramani D2/953
D379,862 S * 6/1997 Morgan D2/953
D427,756 S * 7/2000 Santa D2/955
D433,790 S * 11/2000 Oliver D2/957
D440,748 S * 4/2001 Morgan D2/957
D441,176 S * 5/2001 Dean D2/959
D470,297 S * 2/2003 Wilson D2/960
D493,952 S * 8/2004 Mitchell D2/960
D495,480 S * 9/2004 Laberge D2/960

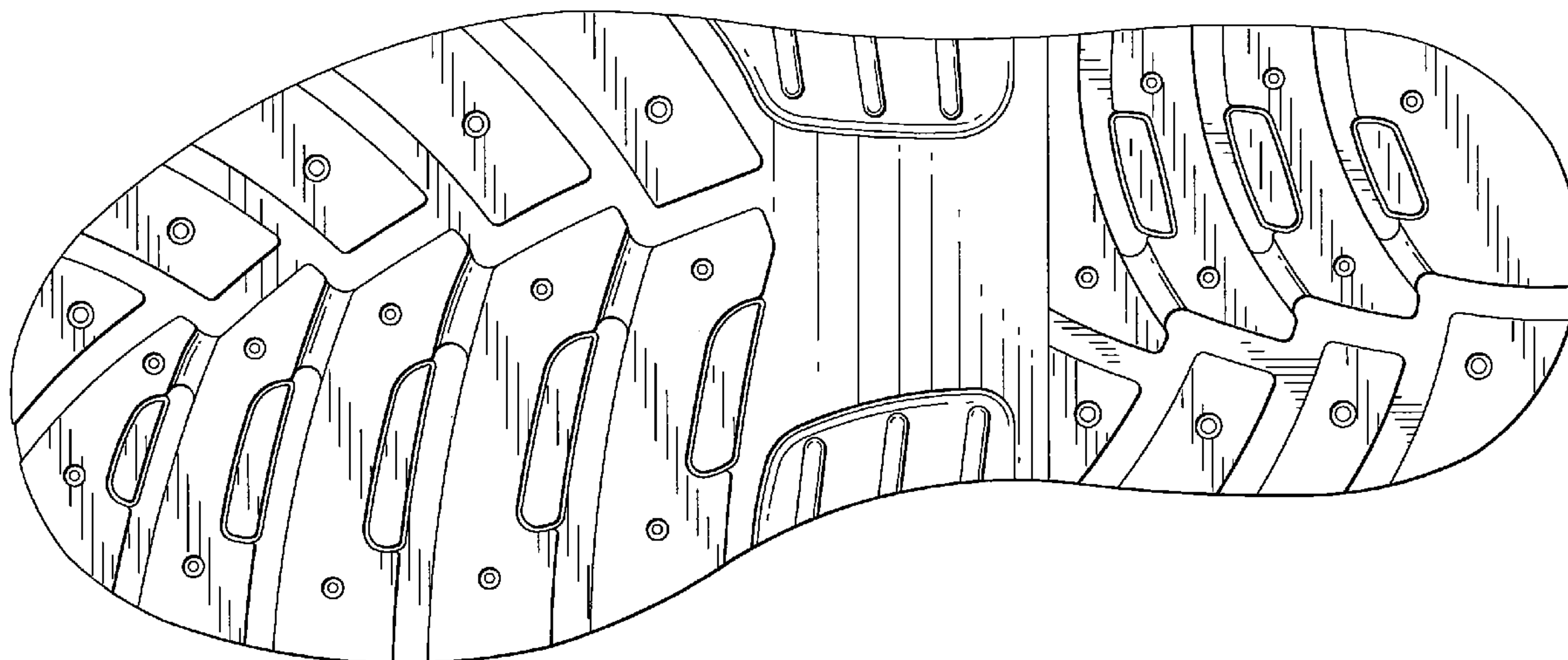
(57) **CLAIM**

The ornamental design for sole, as shown and described.

DESCRIPTION

FIG. 1 is a perspective view of sole showing my new design;
FIG. 2 is a front elevational view thereof;
FIG. 3 is a rear elevational view thereof;
FIG. 4 is a left side elevational view thereof;
FIG. 5 is a right side elevational view thereof;
FIG. 6 is a top plan view thereof; and,
FIG. 7 is a bottom plan view thereof.

1 Claim, 6 Drawing Sheets



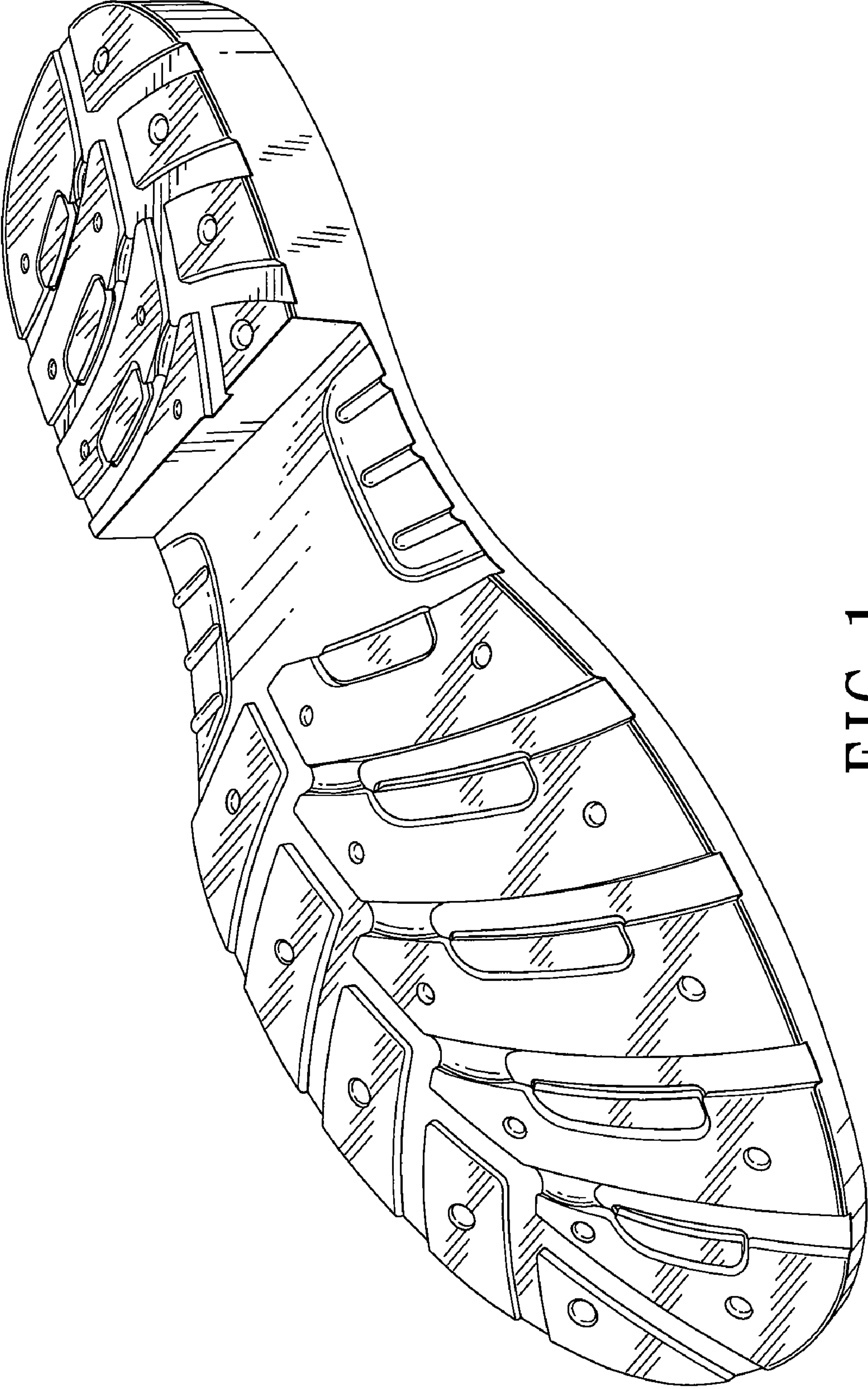


FIG. 1

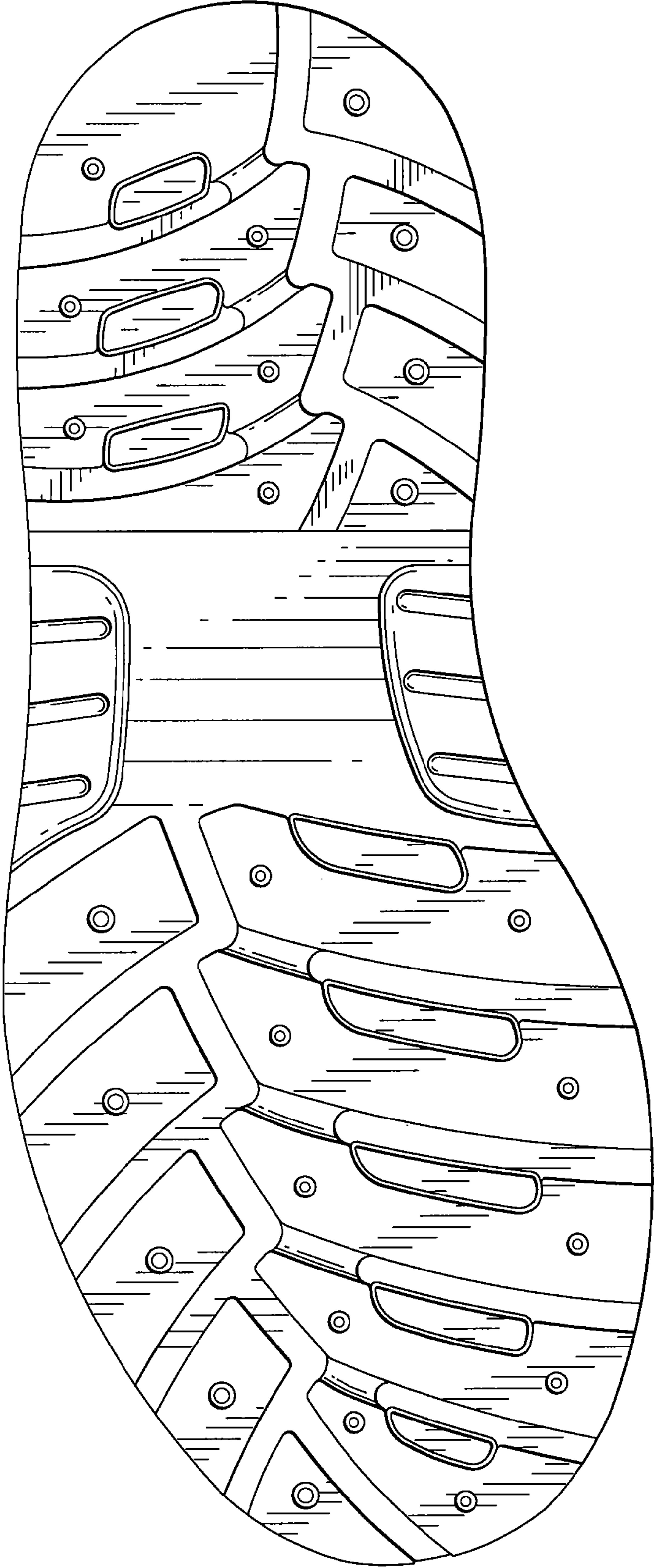


FIG. 2

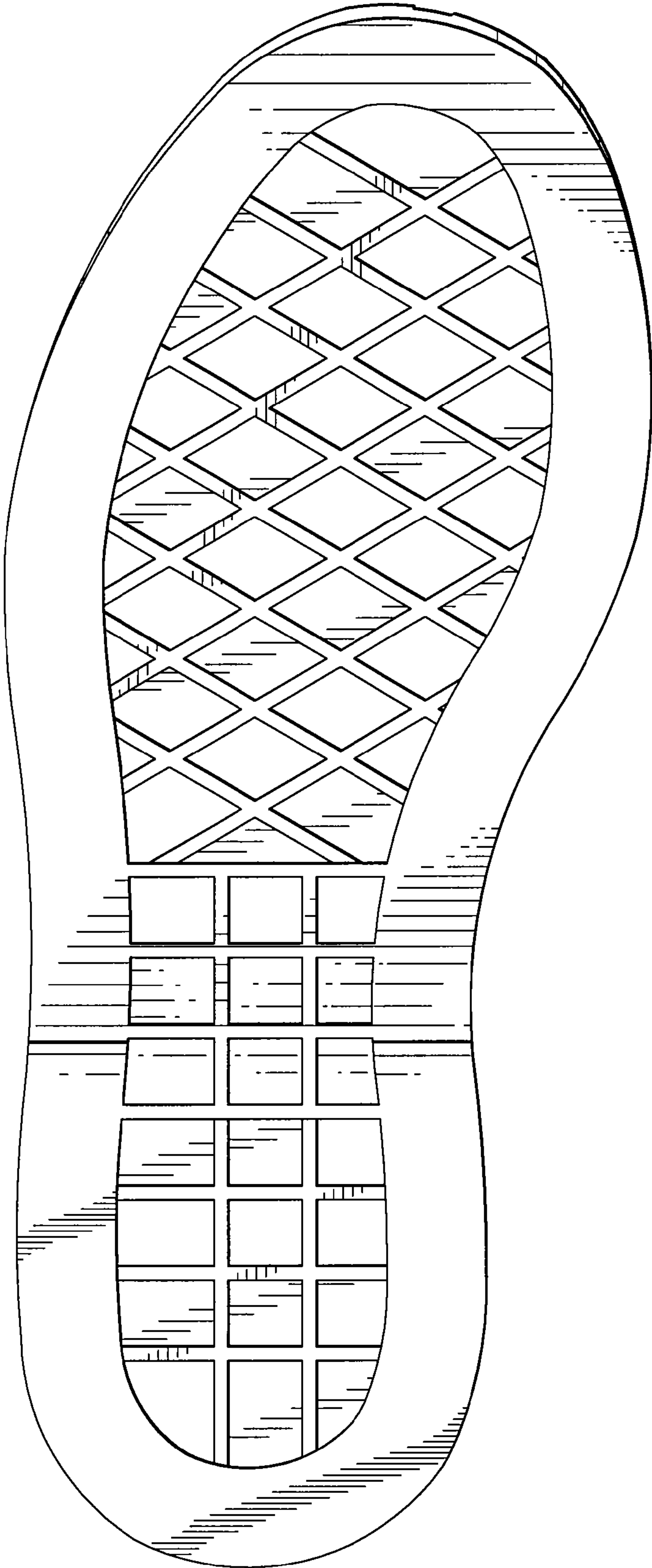


FIG. 3

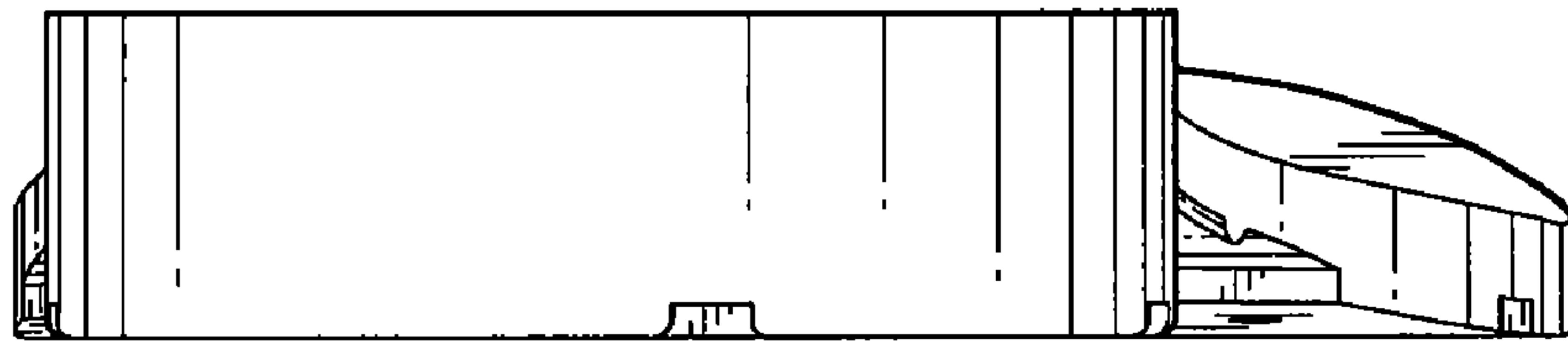


FIG. 5

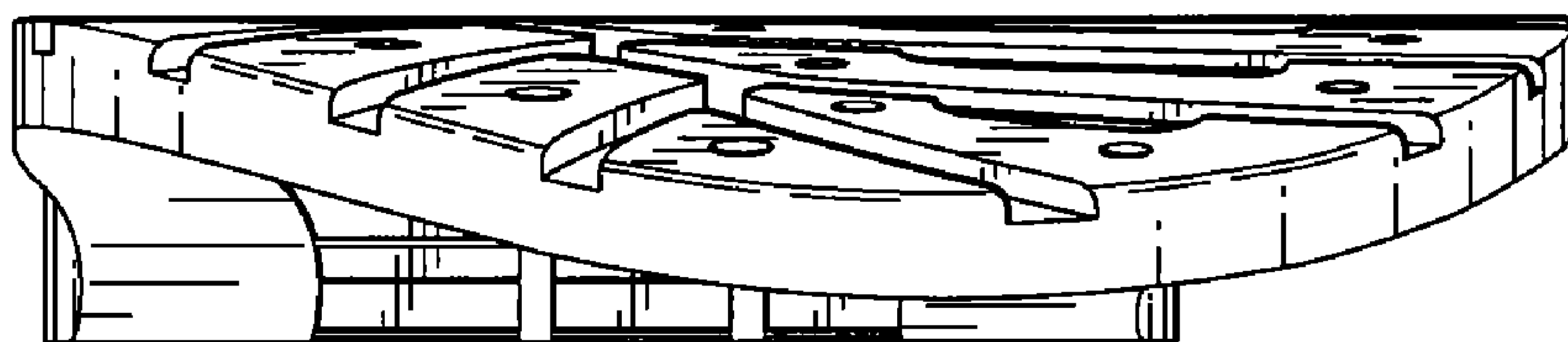


FIG. 4

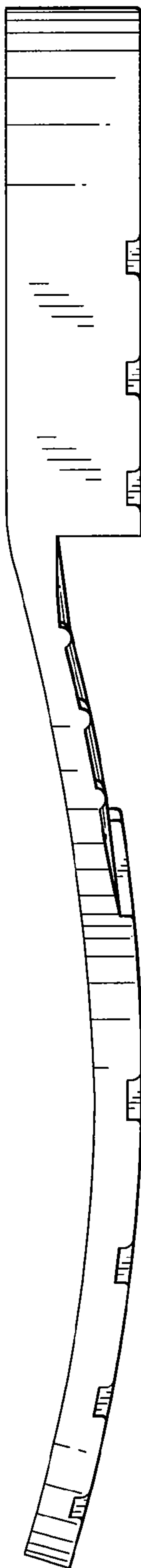


FIG. 6

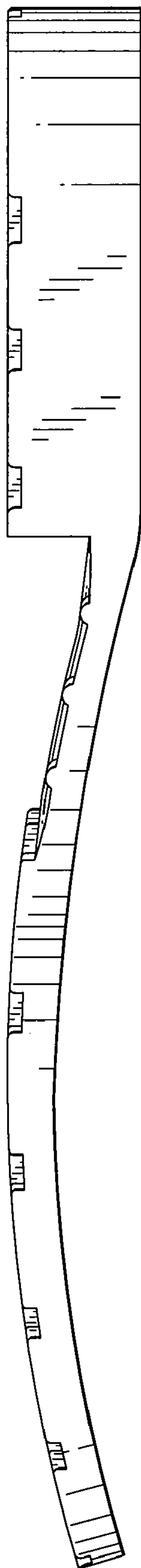


FIG. 7