



US00D593284S

(12) **United States Design Patent**
Wymer

(10) **Patent No.:** **US D593,284 S**
(45) **Date of Patent:** **** Jun. 2, 2009**

(54) **CAP**

(76) Inventor: **Steven M Wymer**, 7611 Partridge Cir.,
Bradenton, FL (US) 34202

(**) Term: **14 Years**

(21) Appl. No.: **29/322,547**

(22) Filed: **Aug. 6, 2008**

(51) **LOC (9) Cl.** **02-03**

(52) **U.S. Cl.** **D2/879**

(58) **Field of Classification Search** D2/865,
D2/866, 871, 872, 873, 875, 876, 879, 878;
2/10, 12, 171, 171.1, 172, 173, 183, 184,
2/195.1, 195.2, 195.3, 206, 209.11, 209.12,
2/209.13, 209.4, 209.5

See application file for complete search history.

(56) **References Cited**

U.S. PATENT DOCUMENTS

D136,649	S *	11/1943	Dannenberg	D2/879
2,462,258	A	2/1949	Dannenberg		
2,701,365	A	2/1955	Funk		
2,869,134	A *	1/1959	Milstein	2/172
3,276,038	A *	10/1966	Fekete	2/172
3,358,292	A *	12/1967	Bonk et al.	2/172
3,414,906	A *	12/1968	Bonk et al.	2/172
4,486,903	A *	12/1984	Krystal	2/172
4,951,319	A	8/1990	Phillips, Jr.		
5,121,507	A	6/1992	Brown		
D369,014	S *	4/1996	Lucas	D2/866
5,623,732	A	4/1997	Olajide		
5,669,074	A	9/1997	Newman, Jr.		
D399,338	S *	10/1998	Lund	D2/879
D424,282	S *	5/2000	Crumpton et al.	D2/876
D482,185	S *	11/2003	Park	D2/876
6,918,139	B2 *	7/2005	Okot	2/195.3

(Continued)

OTHER PUBLICATIONS

Stormy Kromer Hat, www.ilbean.com, Jul. 29, 2008.
Wool Jones Style Hat, www.ilbean.com, Jul. 29, 2008.

Stoney Creek Ear Warmer Cap, www.crtchoices.co.nz/product.pasp?categoryid=3&productid=439 (Aug. 6, 2008).
DeepBlue Shooting, www.deepblueshooting.co.uk/category.aspx?id=1032 (Aug. 6,2008).
Sub4 Drylyte Extreme Cold Hat www.walking.about.com/od/hats/tp/ears.htm (Aug. 6,2008).
Therma Fleece Cap by illmiNITE www.night.gear.com/p/reflective-clothing/340/Therma-Fleece-Cap-by-illmiNITE.htm (Aug. 6,2006).

Primary Examiner—Elizabeth A Albert
Assistant Examiner—Karen E Eldridge Powers
(74) *Attorney, Agent, or Firm*—Player Schack LLP

(57) **CLAIM**

The ornamental design for a cap, as shown and described.

DESCRIPTION

FIG. 1 is a perspective view of a cap according to my new design;

FIG. 2 is a perspective view of the claimed design as shown in FIG. 1, but with the rear flap in an alternate position;;

FIG. 3 is a left side elevation view of FIG. 1;

FIG. 4 is a right side elevation view thereof;

FIG. 5 is a top plan view thereof;

FIG. 6 is a bottom plan view thereof;

FIG. 7 is a front elevation view thereof;

FIG. 8 is a rear elevation view thereof; and,

FIG. 9 is a rear elevation view of the claimed design as shown in FIG. 2.

The wearer's head, neck and shoulders depicted in broken lines in FIGS. 1 and 2 illustrate environmental matter, and form no part of the claimed design. The broken lines shown along the seams and edges of the visor and crown of the claimed design are stitching, and form no part of the claimed design.

The cross-hatching that occurs intermittently on the surfaces of the claimed design represents woven fabric, and is understood to extend across the entirety of the surface upon which it occurs.

1 Claim, 4 Drawing Sheets



US D593,284 S

Page 2

U.S. PATENT DOCUMENTS

D518,943 S *	4/2006	Levinson	D2/879	D582,634 S *	12/2008	Lagassey	D2/866
D535,460 S *	1/2007	Ortley et al.	D2/882	2003/0226192 A1 *	12/2003	Wang	2/183
7,188,374 B2	3/2007	Carey		2006/0198122 A1 *	9/2006	Senter et al.	362/105
7,278,173 B2 *	10/2007	Turner	2/209.4	2007/0000026 A1	1/2007	Carr	
D579,179 S *	10/2008	Childress	D2/882	2007/0245458 A1	10/2007	McGee	

* cited by examiner



Fig. 1

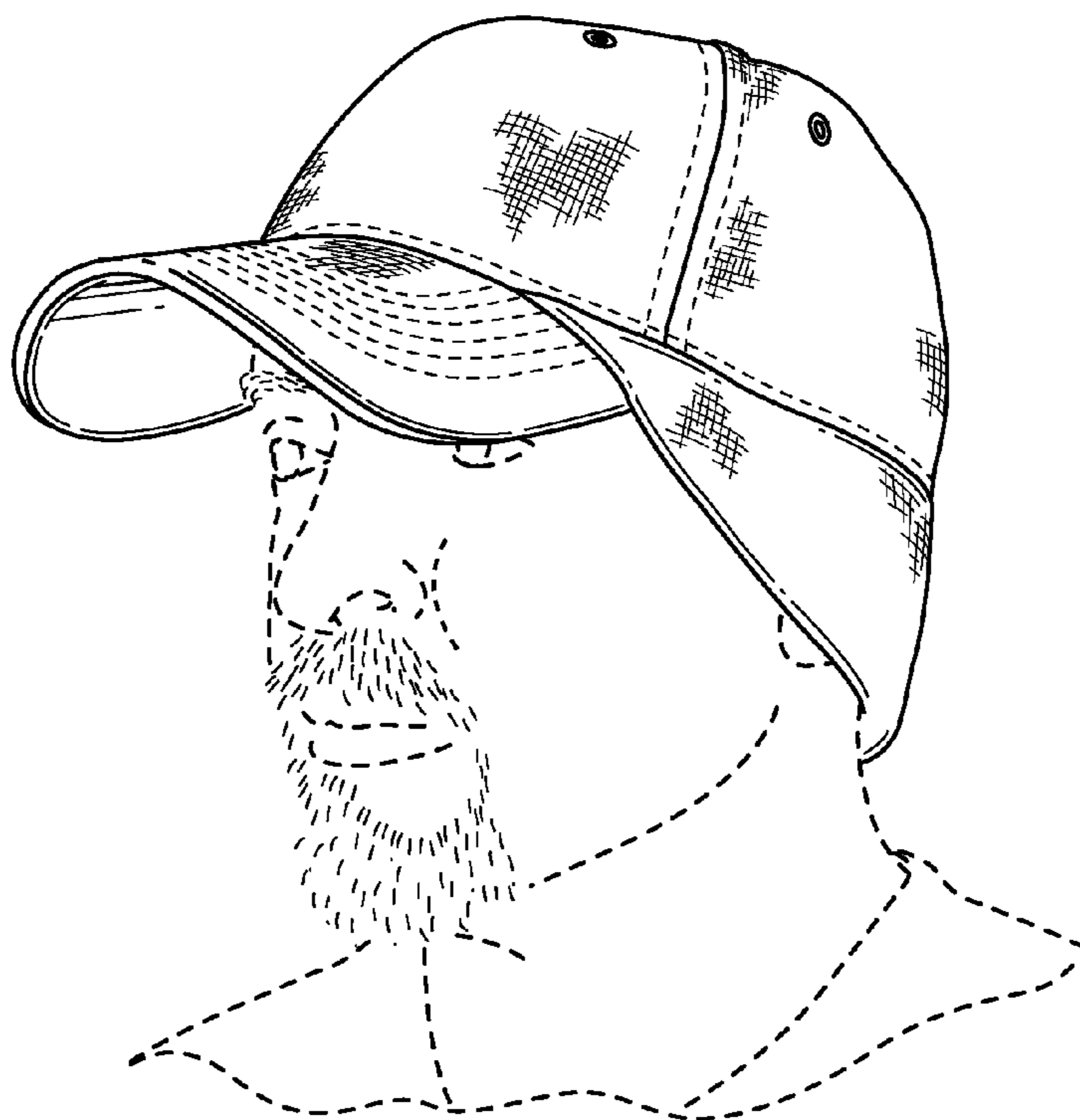


Fig. 2

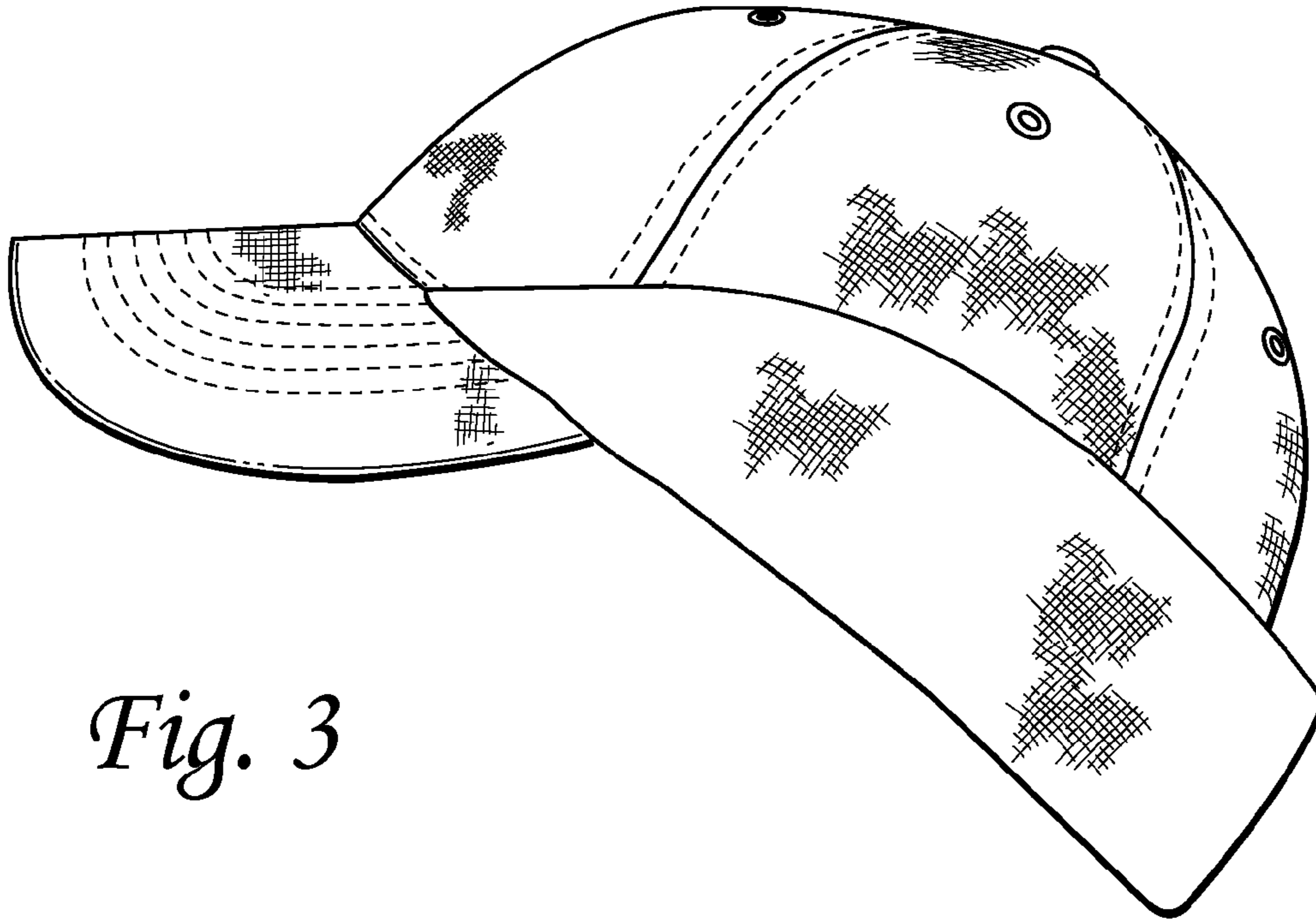


Fig. 3

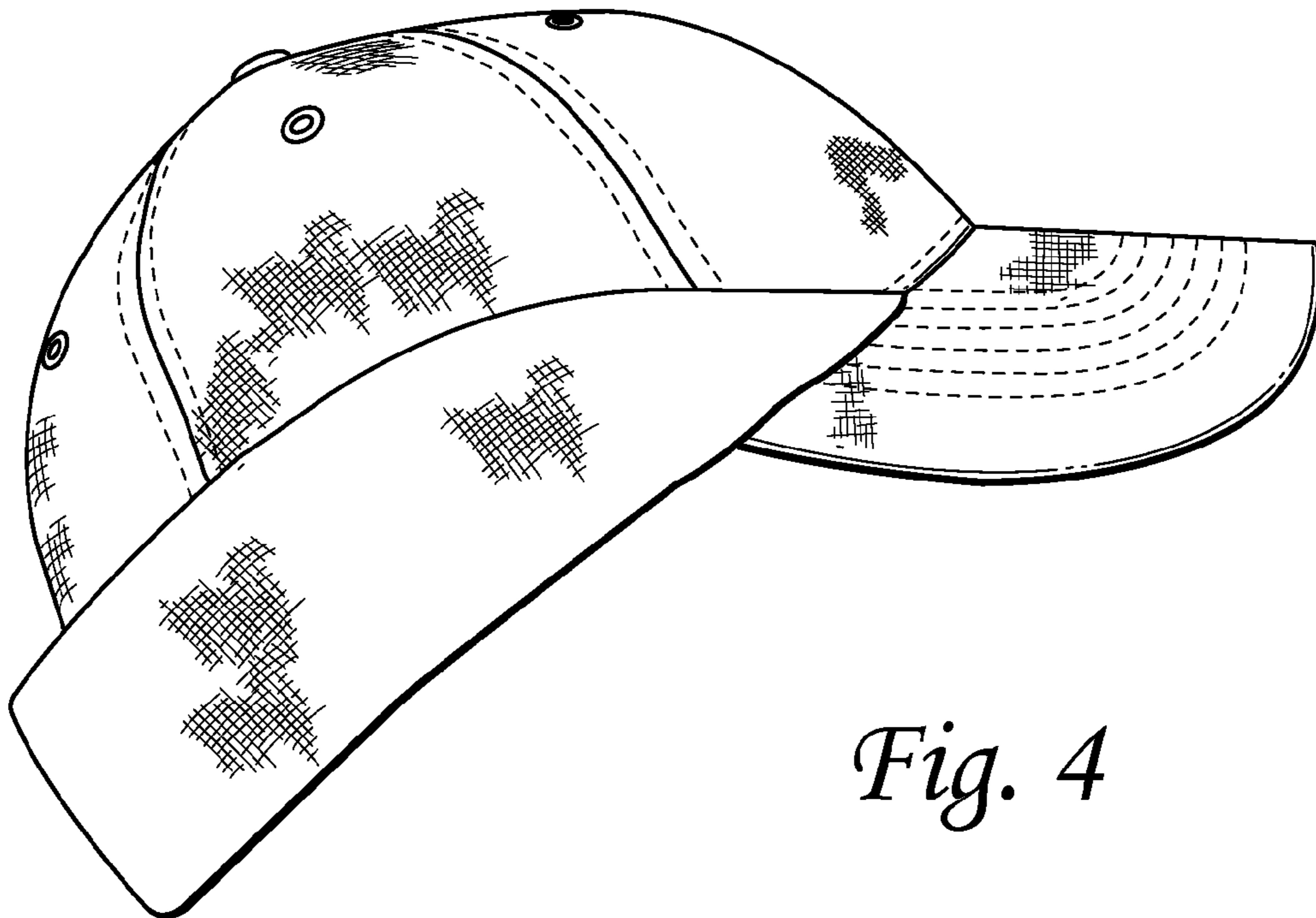


Fig. 4

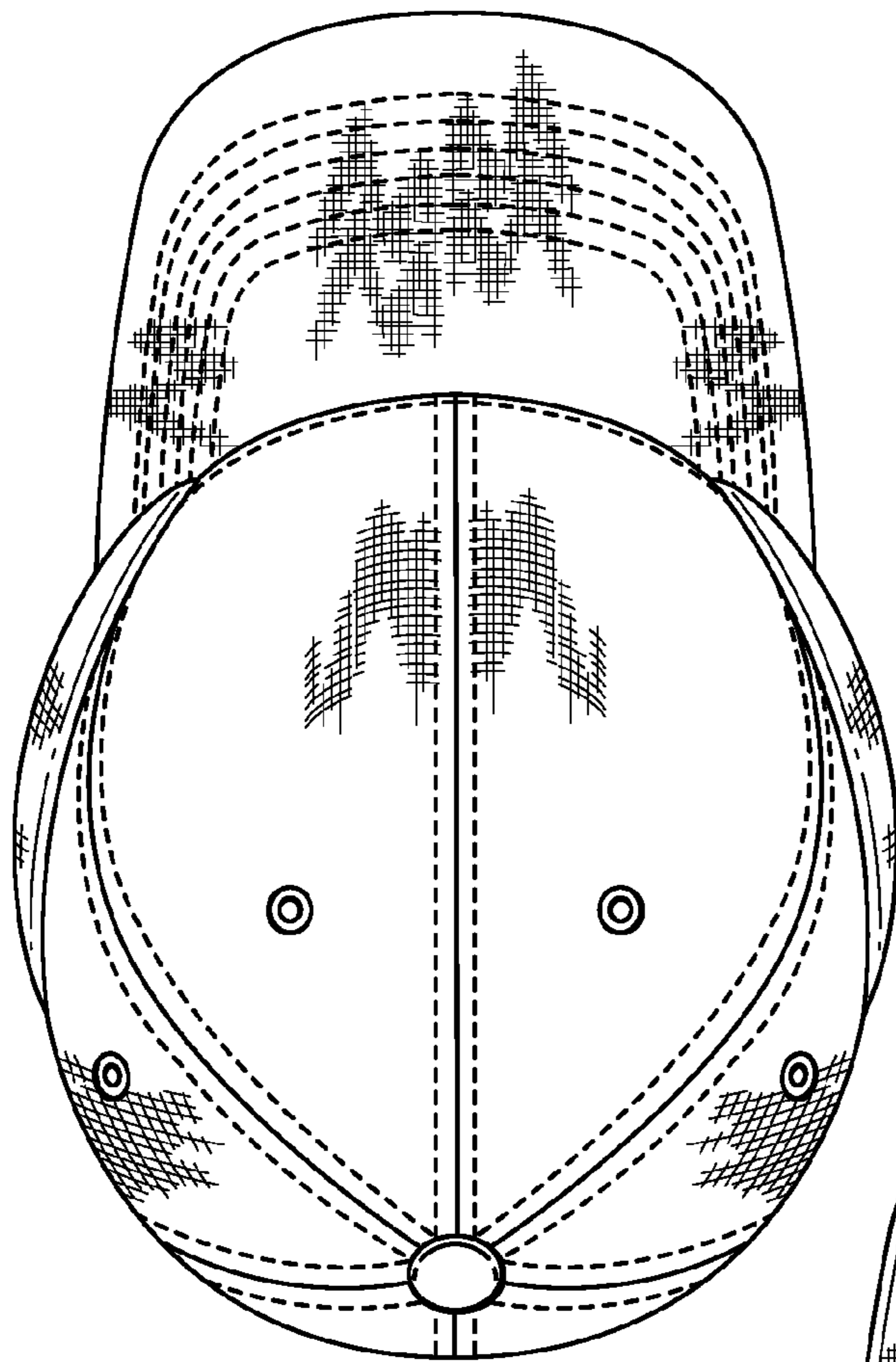


Fig. 5

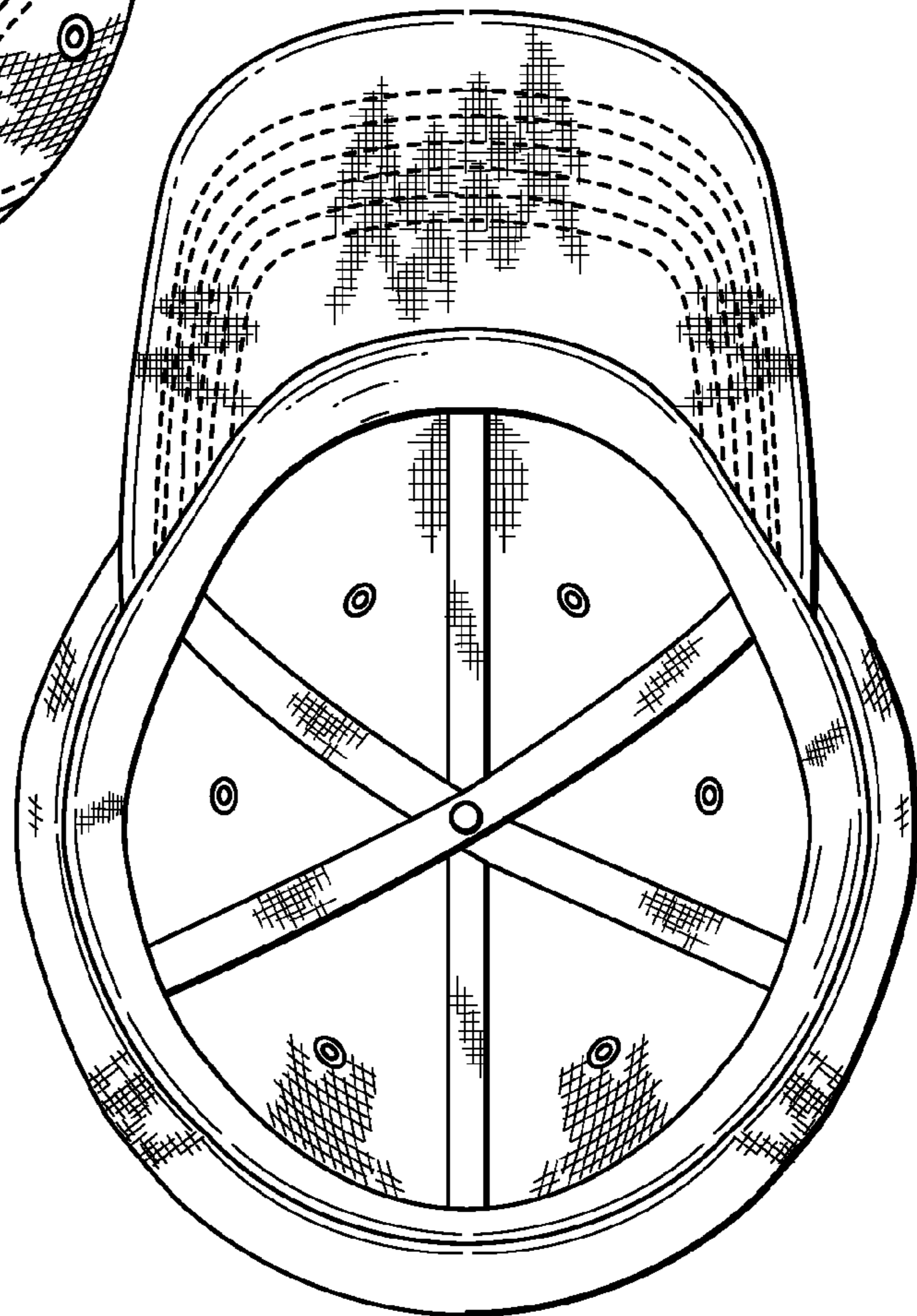


Fig. 6

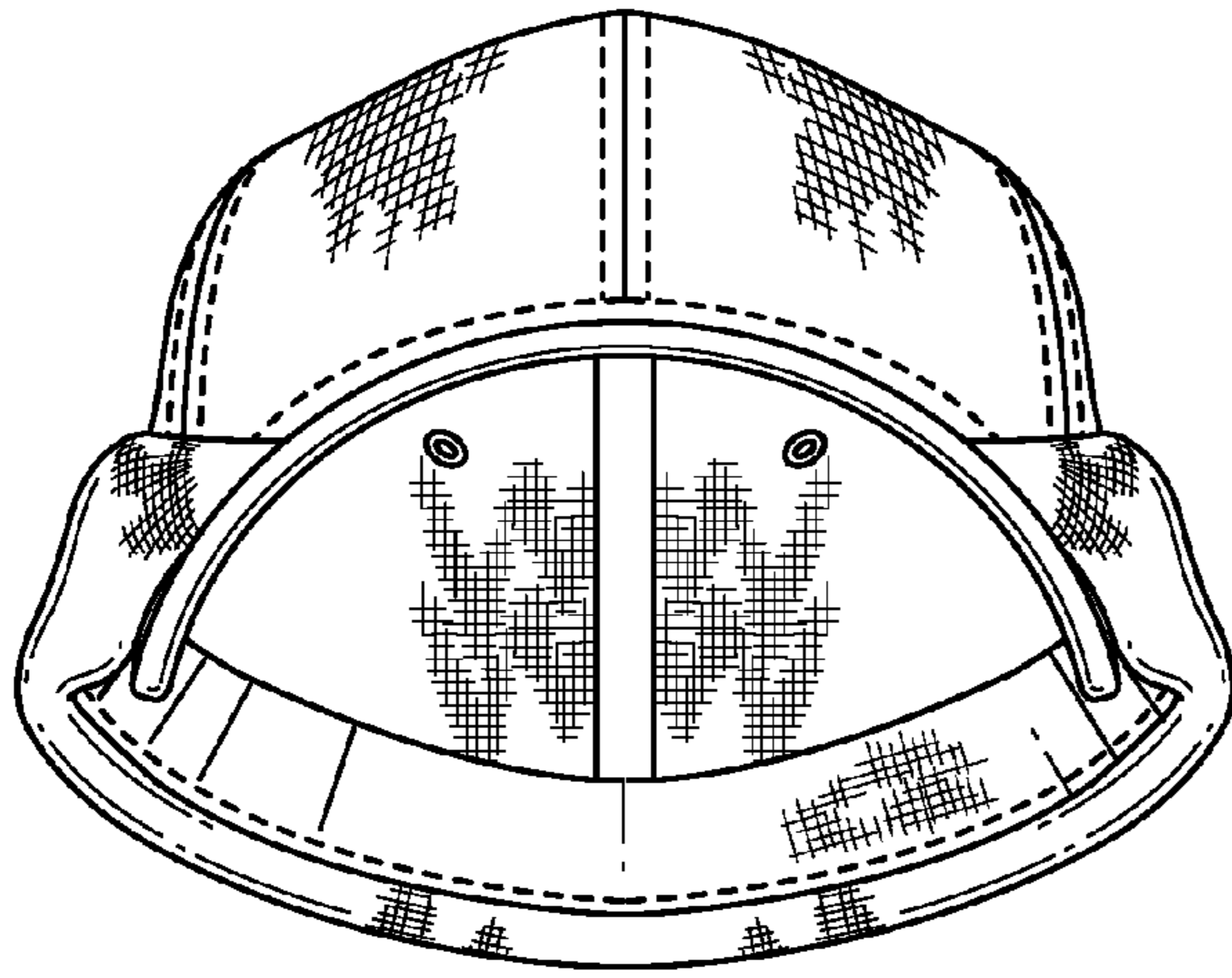


Fig. 7

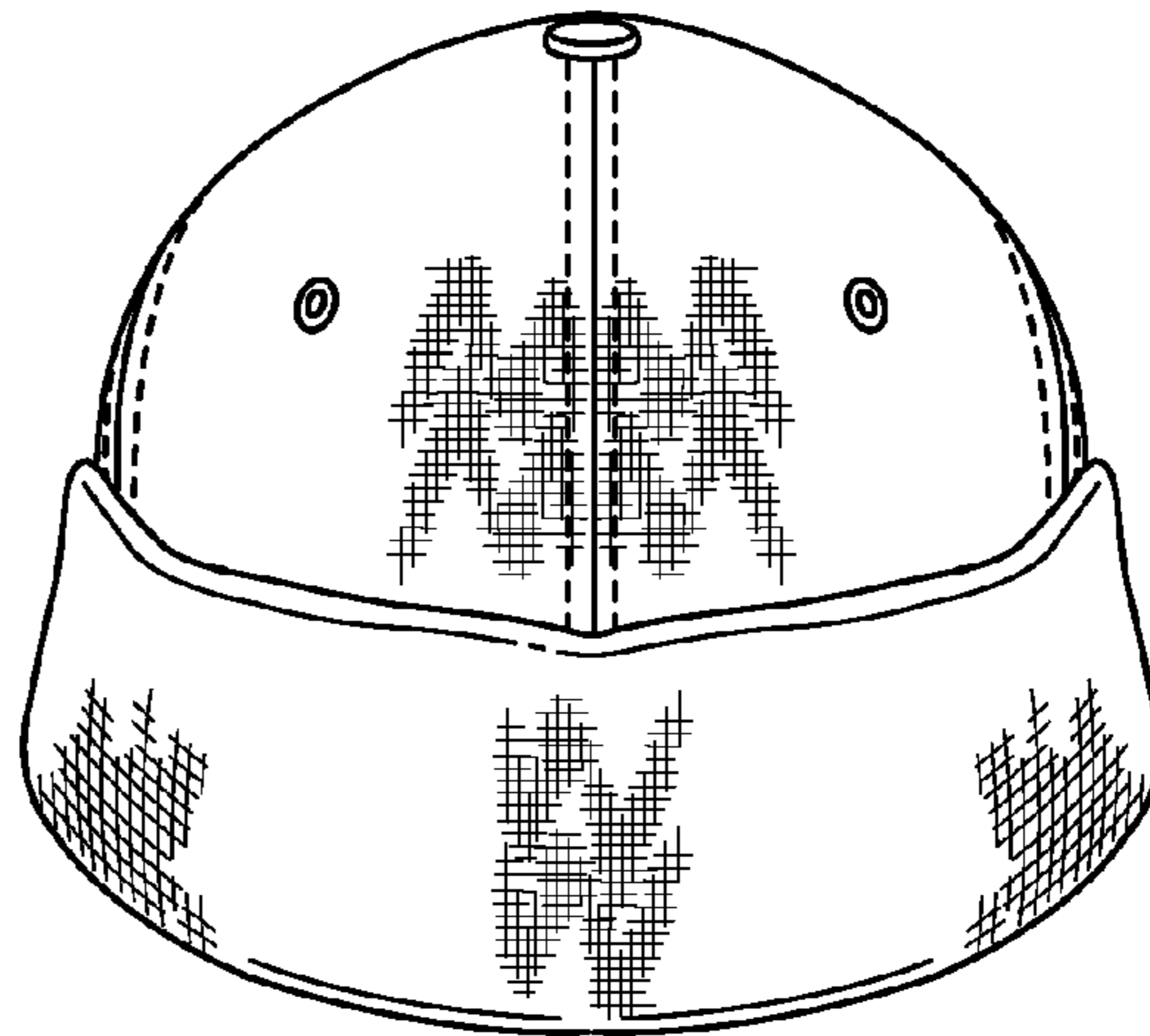


Fig. 8

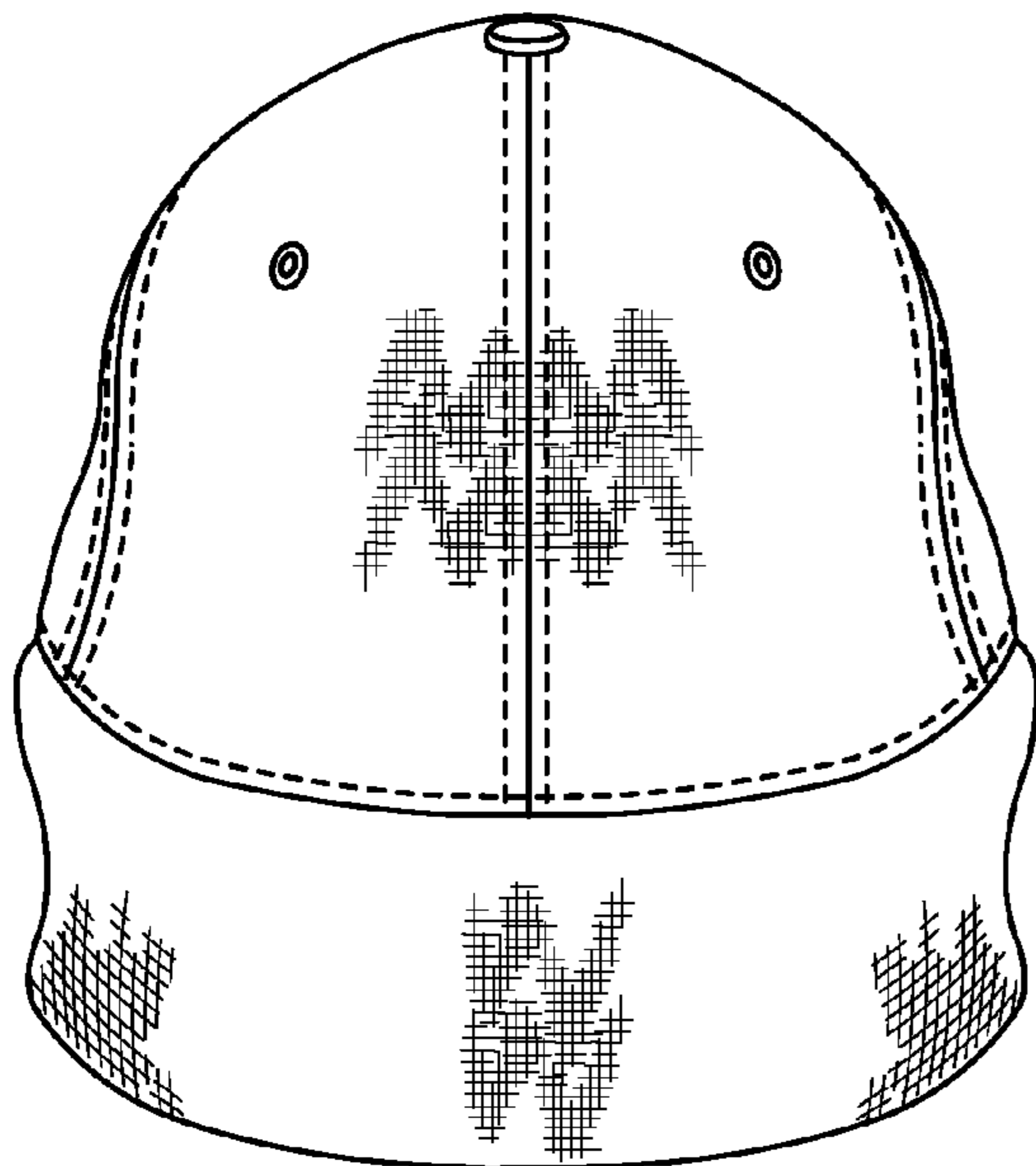


Fig. 9