



US00D593267S

(12) **United States Design Patent**
Terao

(10) **Patent No.:** **US D593,267 S**
(45) **Date of Patent:** **** May 26, 2009**

(54) **CLEANER**

(75) Inventor: **Yuji Terao**, Saitama (JP)

(73) Assignee: **Pentax Corporation**, Tokyo (JP)

(**) Term: **14 Years**

(21) Appl. No.: **29/285,010**

(22) Filed: **Mar. 20, 2007**

(30) **Foreign Application Priority Data**

Sep. 21, 2006 (JP) 2006-025278

(51) **LOC (9) Cl.** **04-01**

(52) **U.S. Cl.** **D32/40**

(58) **Field of Classification Search** D32/40-45,
D32/46, 49, 35; 15/121, 245, 245.1, 143.1,
15/236.01, 250.03, 244.1, 244.2

See application file for complete search history.

(56) **References Cited**

U.S. PATENT DOCUMENTS

D268,446 S * 3/1983 Sudduth D32/45
D358,416 S * 5/1995 Kishino D18/56
D544,160 S * 6/2007 Thomas D32/42

FOREIGN PATENT DOCUMENTS

JP 6-63183 U 9/1994

JP 2003-220014 A 8/2003
JP 2005-334525 A 12/2005
JP 2006-000134 A 1/2006
JP 2006-6690 A 1/2006

* cited by examiner

Primary Examiner—Robin V Webster

(74) *Attorney, Agent, or Firm*—Sughrue Mion, PLLC

(57) **CLAIM**

The ornamental design for a cleaner, as shown and described.

DESCRIPTION

The patent or application file contains at least one drawing executed in color. Copies of this patent or patent application publication with color drawing(s) will be provided by the office upon request and payment of the necessary fee.

FIG. 1 is a perspective view of the top, front and left side of a cleaner showing my new design.

FIG. 2 is a front elevational view thereof;

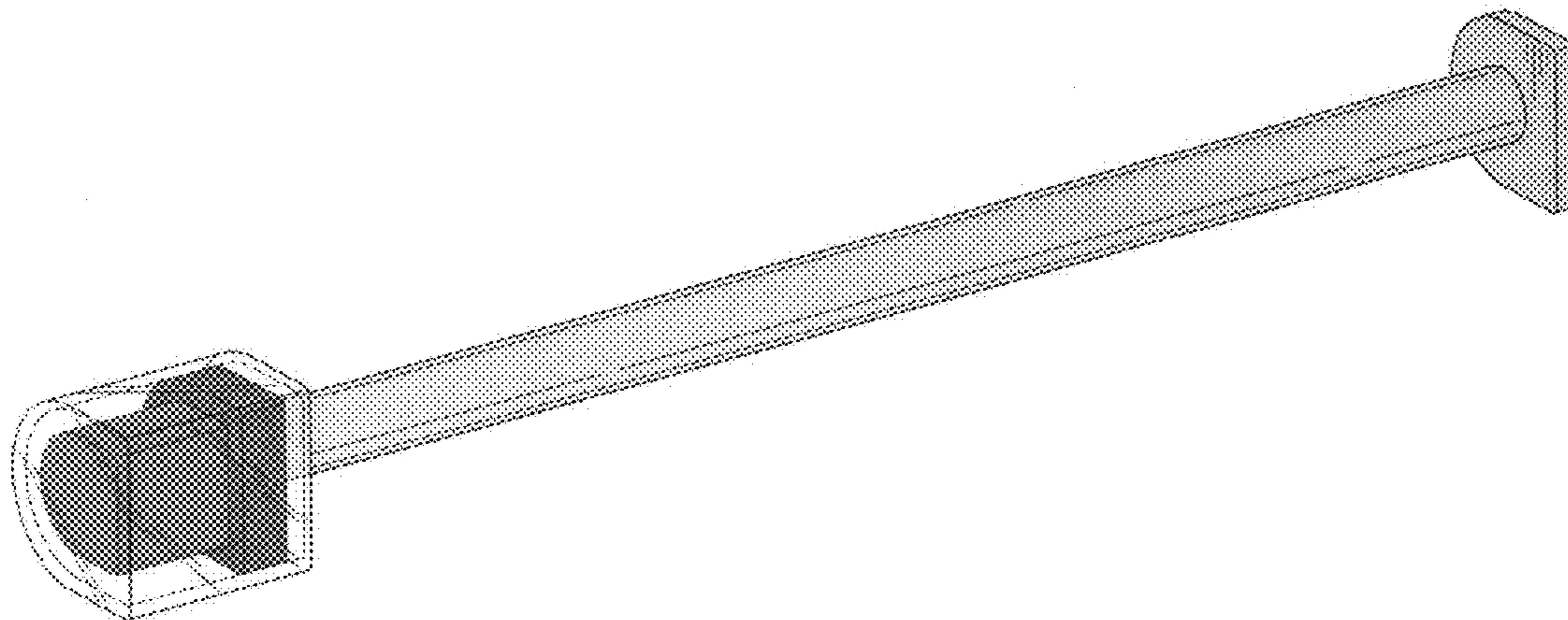
FIG. 3 is a rear elevational view thereof;

FIG. 4 is a left side elevational view thereof;

FIG. 5 is a right side elevational view thereof; and,

FIG. 6 is a front elevational view thereof with the cleaner in an alternative position.

1 Claim, 2 Drawing Sheets
(2 of 2 Drawing Sheet(s) Filed in Color)



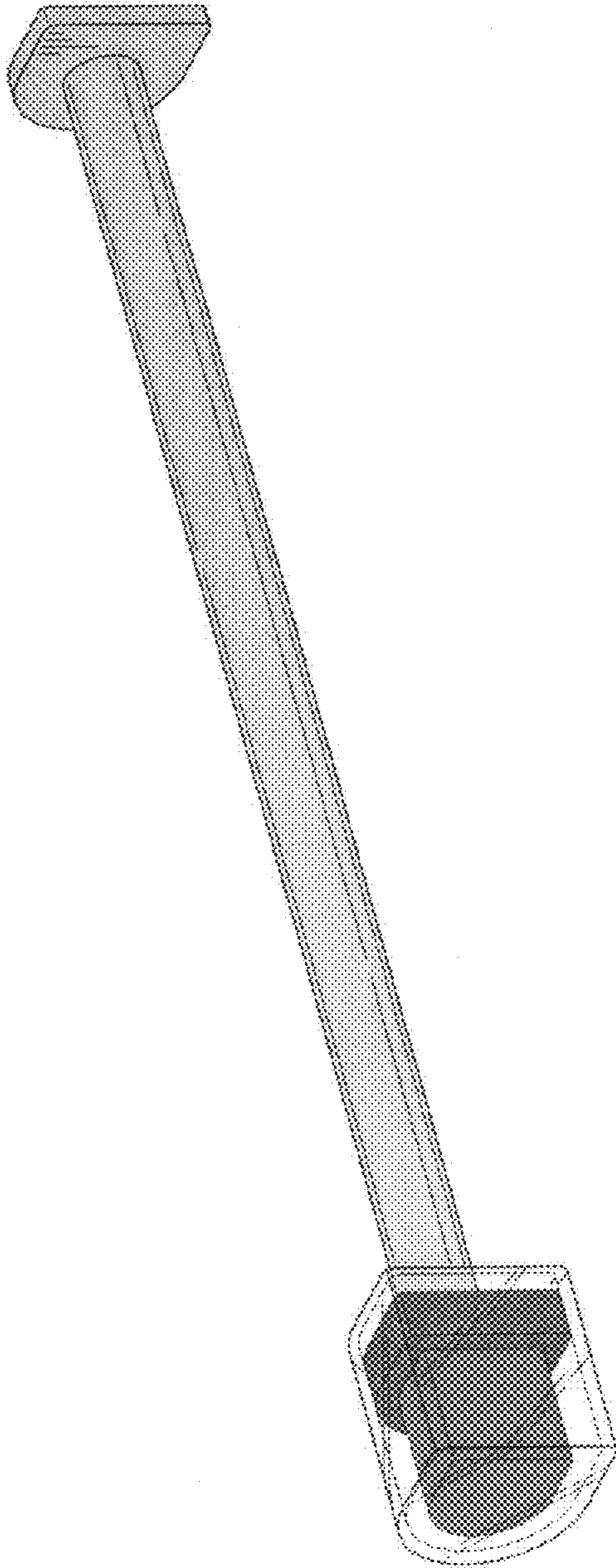


FIG. 1

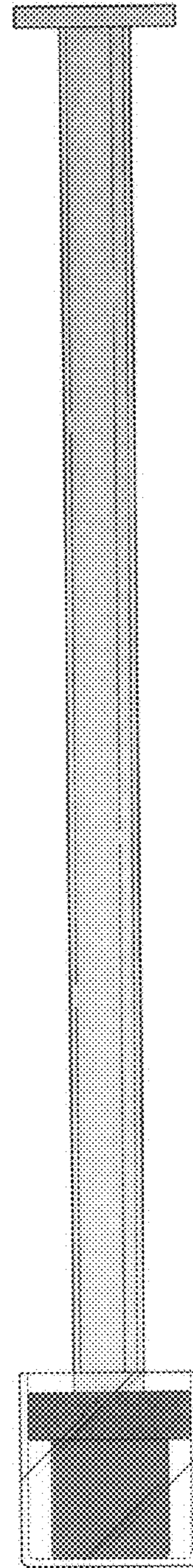


FIG. 2




FIG. 3

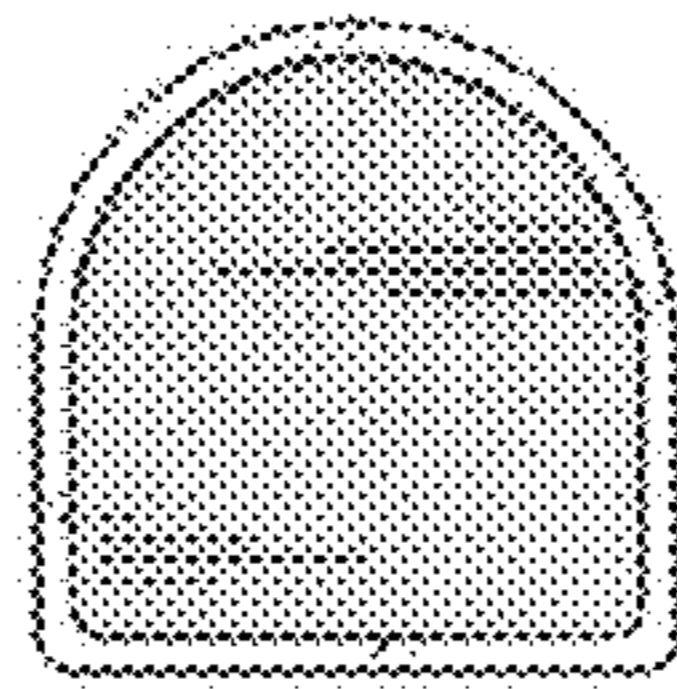


FIG. 5

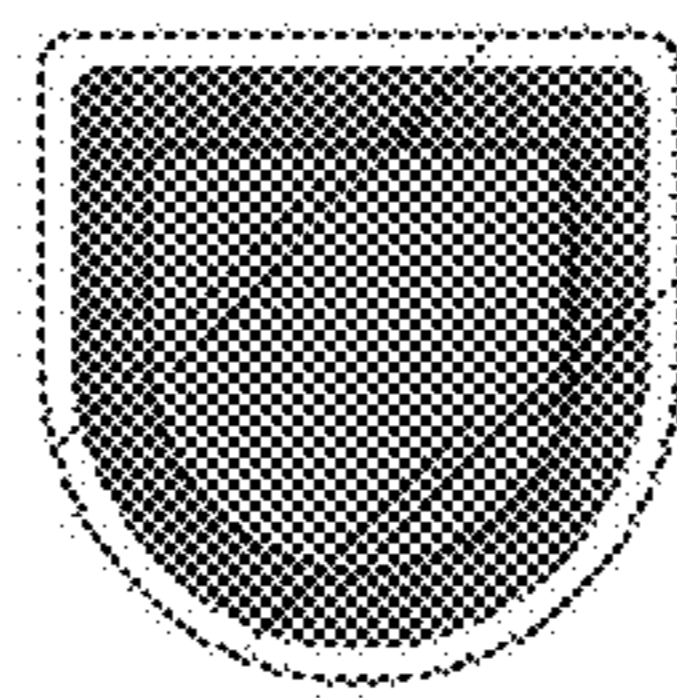


FIG. 4

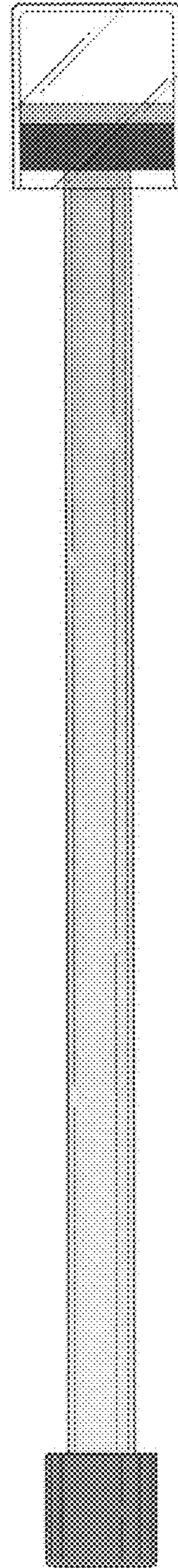


FIG. 6