



US00D593250S

(12) **United States Design Patent**
Nakasuka

(10) **Patent No.:** **US D593,250 S**

(45) **Date of Patent:** **** May 26, 2009**

(54) **REPLACEABLE RAZOR CARTRIDGE**

(75) Inventor: **Hiroyuki Nakasuka**, Gifu (JP)

(73) Assignee: **Kai R & D Center Co., Ltd.**, Gifu (JP)

(**) Term: **14 Years**

(21) Appl. No.: **29/308,625**

(22) Filed: **Jun. 26, 2008**

(30) **Foreign Application Priority Data**

Jan. 10, 2008 (JP) 2008-000267

(51) **LOC (9) Cl.** **28-03**

(52) **U.S. Cl.** **D28/47**

(58) **Field of Classification Search** 30/32,
30/34.05, 34.1-34.2, 41-41.8, 44-45, 48-50,
30/526-533, 77-83; D28/44, 45-48
See application file for complete search history.

(56) **References Cited**

U.S. PATENT DOCUMENTS

5,456,009 A * 10/1995 Wexler 30/77
6,182,365 B1 * 2/2001 Tseng et al. 30/34.2
D472,017 S * 3/2003 Kite et al. D28/47
6,568,084 B2 * 5/2003 McCool et al. 30/50
D499,843 S * 12/2004 Nakasuka D28/47

D501,954 S * 2/2005 Kite et al. D28/47
D514,253 S * 1/2006 Gray D28/47
D516,243 S * 2/2006 Nakasuka D28/47
D560,034 S * 1/2008 Fischer et al. D28/48
2001/0023539 A1 * 9/2001 Kwiecien et al. 30/50

* cited by examiner

Primary Examiner—Jennifer Rivard

(74) *Attorney, Agent, or Firm*—Jordan and Hamburg LLP

(57) **CLAIM**

The ornamental design for a replaceable razor cartridge, as shown and described.

DESCRIPTION

FIG. 1 is a front elevational view of a replaceable razor cartridge showing my new design;

FIG. 2 is a rear elevational view thereof;

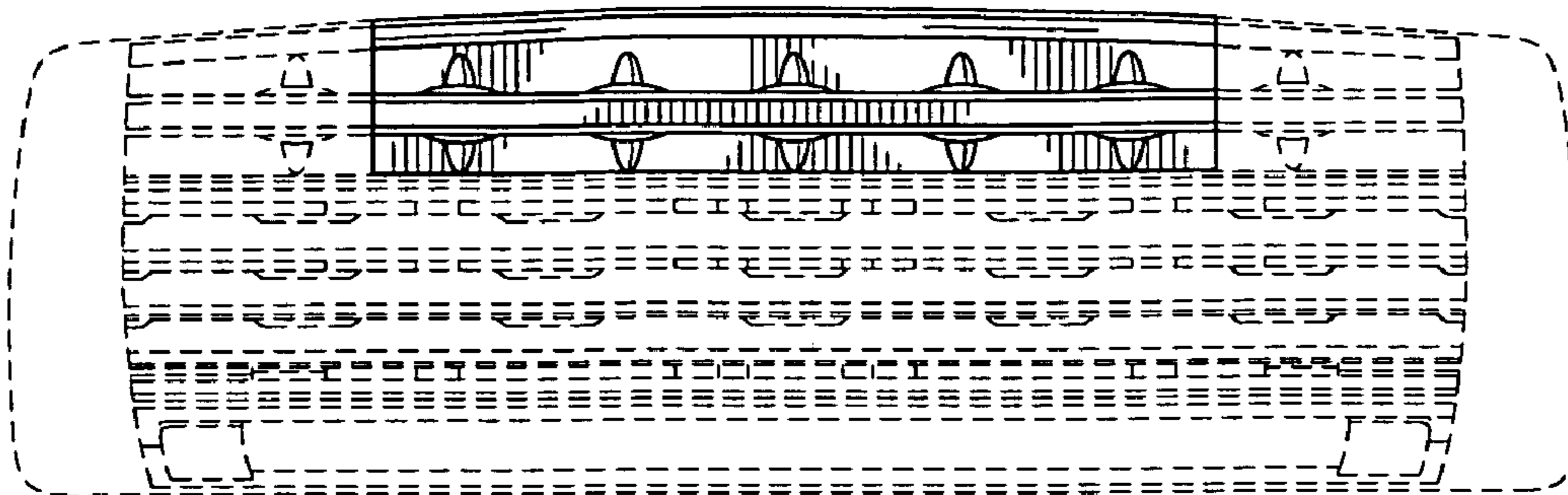
FIG. 3 is a top plan view thereof;

FIG. 4 is a bottom plan view thereof; and,

FIG. 5 is a left side elevational view thereof.

The right side elevational view is omitted since the left side elevational view shows a symmetrical view thereof. The broken lines are included to show the environment of the claimed design and form no part of the claimed design.

1 Claim, 1 Drawing Sheet



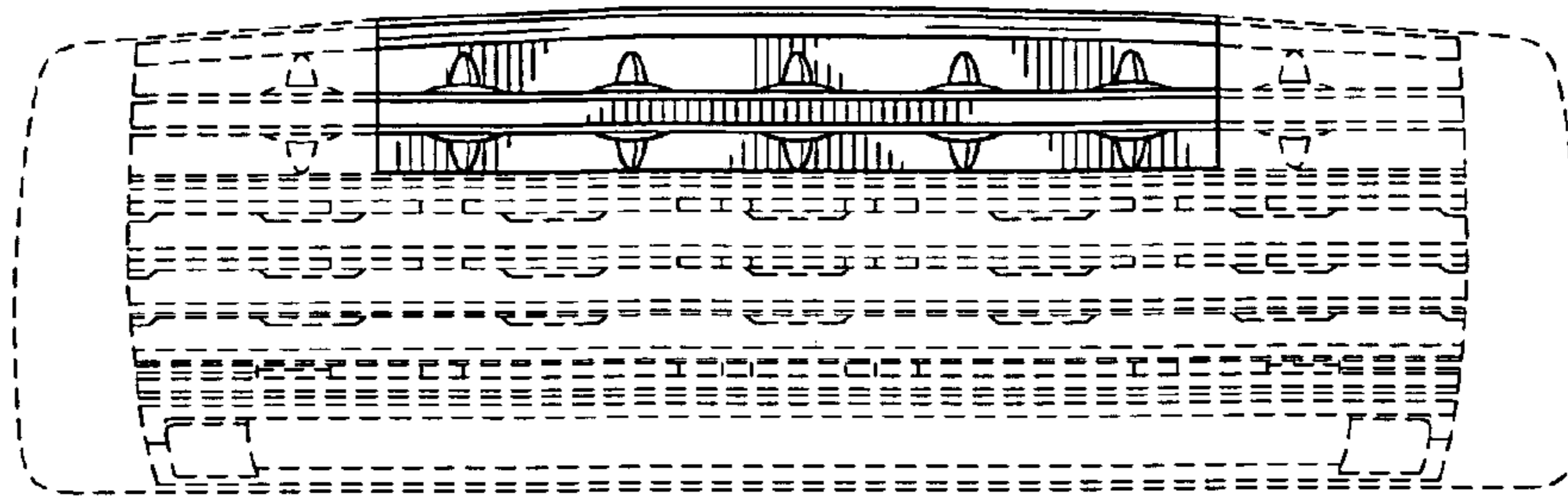


FIG. 1

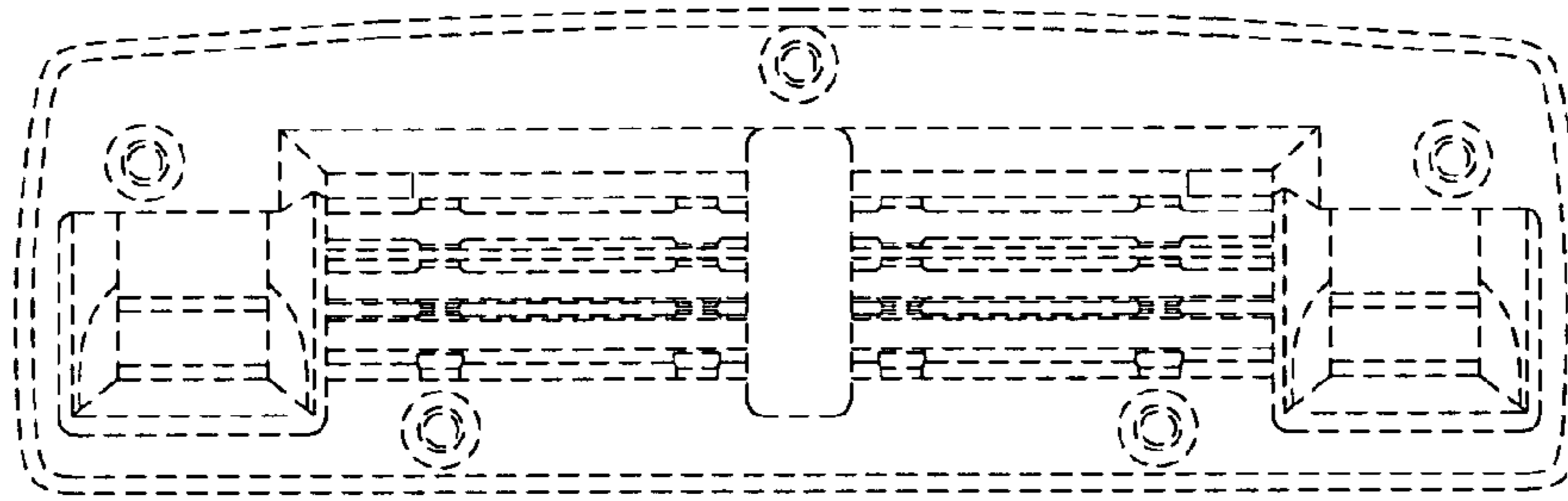


FIG. 2

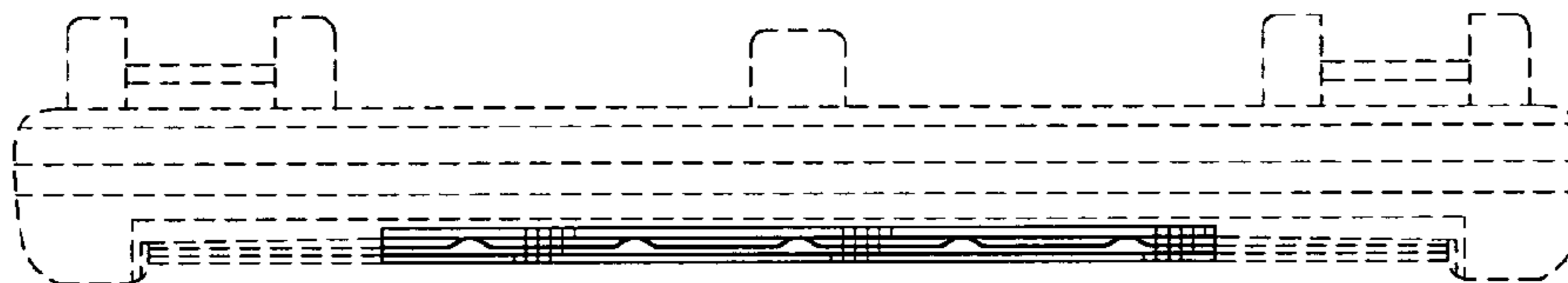


FIG. 3

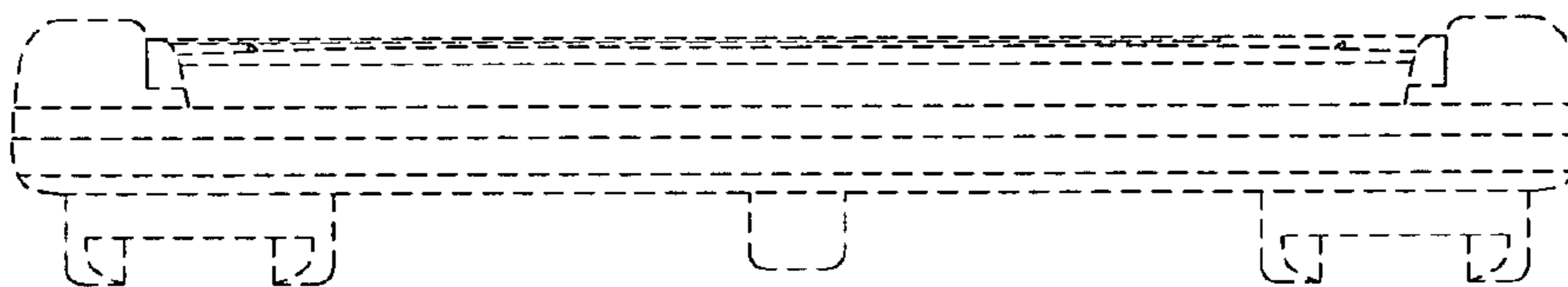


FIG. 4



FIG. 5