



US00D593242S

(12) **United States Design Patent**  
**Briese**

(10) **Patent No.:** **US D593,242 S**

(45) **Date of Patent:** **\*\* May 26, 2009**

(54) **LAMP**

(75) **Inventor:** **Hans-Werner Friedrich Briese,**  
Geilbelstr. 46A, Hamburg (DE) 22303

(73) **Assignee:** **Hans-Werner Friedrich Briese,**  
Hamburg (DE)

(\*\*) **Term:** **14 Years**

(21) **Appl. No.:** **29/299,716**

(22) **Filed:** **Jan. 3, 2008**

(30) **Foreign Application Priority Data**

Jul. 4, 2007 (EM) ..... 000751821

(51) **LOC (9) Cl.** ..... **26-05**

(52) **U.S. Cl.** ..... **D26/63**

(58) **Field of Classification Search** ..... D26/24,  
D26/60-66, 107; D16/239; 362/3, 16-18,  
362/235, 239, 227, 257, 269, 271, 275, 277

See application file for complete search history.

(56) **References Cited**

**U.S. PATENT DOCUMENTS**

D388,525 S \* 12/1997 Lowell et al. .... D26/63

D402,384 S \* 12/1998 Chen ..... D26/63  
D408,937 S \* 4/1999 Waldmann ..... D26/63  
2006/0227527 A1 \* 10/2006 Malkanov ..... 362/18

\* cited by examiner

*Primary Examiner*—Cathron C Brooks

*Assistant Examiner*—Barbara Fox

(74) *Attorney, Agent, or Firm*—Vidas, Arrett & Steinkraus

(57) **CLAIM**

The ornamental design for a lamp, as shown and described.

**DESCRIPTION**

The file of this patent contains a least one drawing executed in color. Copies of this patent with color drawings will be provided by the United States Patent and Trademark Office upon request and payment of the necessary fee.

FIG. 1 is a right side view of the inventive lamp;


FIG. 2 is a left side view of the inventive lamp;

FIG. 3 is an angled right side view of the inventive lamp;

FIG. 4 is an angled left side view of the inventive lamp; and,

FIG. 5 is a bottom view of the inventive lamp.

**1 Claim, 5 Drawing Sheets**  
**(5 of 5 Drawing Sheet(s) Filed in Color)**








FIG. 1




FIG. 2






FIG. 3





FIG. 4






FIG. 5