



US00D593230S

(12) **United States Design Patent**  
**Murakami**

(10) **Patent No.:** **US D593,230 S**

(45) **Date of Patent:** **\*\* May 26, 2009**

(54) **REAR COMBINATION LAMP FOR  
AUTOMOBILE**

D553,268 S \* 10/2007 Pfeiffer ..... D26/28  
D553,269 S \* 10/2007 Pfeiffer et al. .... D26/28  
D565,211 S \* 3/2008 Haller et al. .... D26/28

(75) Inventor: **Wataru Murakami**, Saitama-ken (JP)

\* cited by examiner

(73) Assignee: **Honda Motor Co., Ltd.**, Tokyo (JP)

*Primary Examiner*—Marcus A. Jackson  
(74) *Attorney, Agent, or Firm*—Westerman, Hattori, Daniels  
& Adrian, LLP.

(\*\*) Term: **14 Years**

(21) Appl. No.: **29/329,978**

(57) **CLAIM**

(22) Filed: **Dec. 24, 2008**

The ornamental design for a rear combination lamp for auto-  
mobile, as shown and described.

(30) **Foreign Application Priority Data**

Jun. 27, 2008 (JP) ..... 2008-016613

**DESCRIPTION**

(51) **LOC (9) Cl.** ..... **26-06**

FIG. 1 is a perspective view from the front side of a rear  
combination lamp for automobile.

(52) **U.S. Cl.** ..... **D26/28**

FIG. 2 is a front elevation view thereof.

(58) **Field of Classification Search** ..... D26/28-36;  
362/459-468, 475-478, 485-487  
See application file for complete search history.

FIG. 3 is a top plan view thereof.

FIG. 4 is a left side elevation view thereof; and,

FIG. 5 is a right side elevation view thereof.

(56) **References Cited**

**U.S. PATENT DOCUMENTS**

D549,363 S \* 8/2007 Pfeiffer ..... D26/28  
D549,858 S \* 8/2007 Pfeiffer ..... D26/28  
D550,380 S \* 9/2007 Lin ..... D26/28  
D552,769 S \* 10/2007 Leclercq ..... D26/28

The broken lines shown in drawings are for the purpose of  
showing background structure only and form no part of the  
claimed design.

**1 Claim, 5 Drawing Sheets**

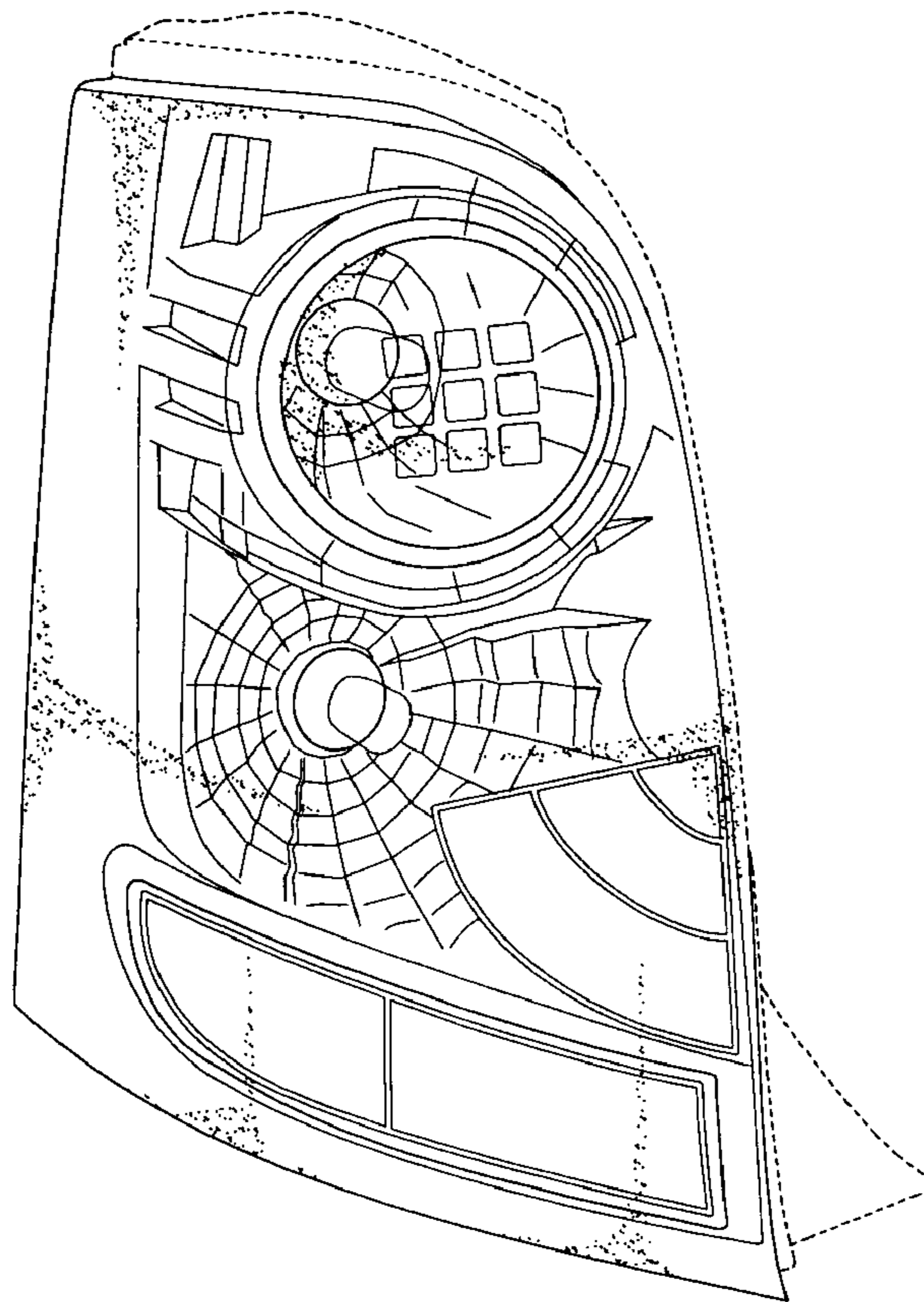


FIG. 1

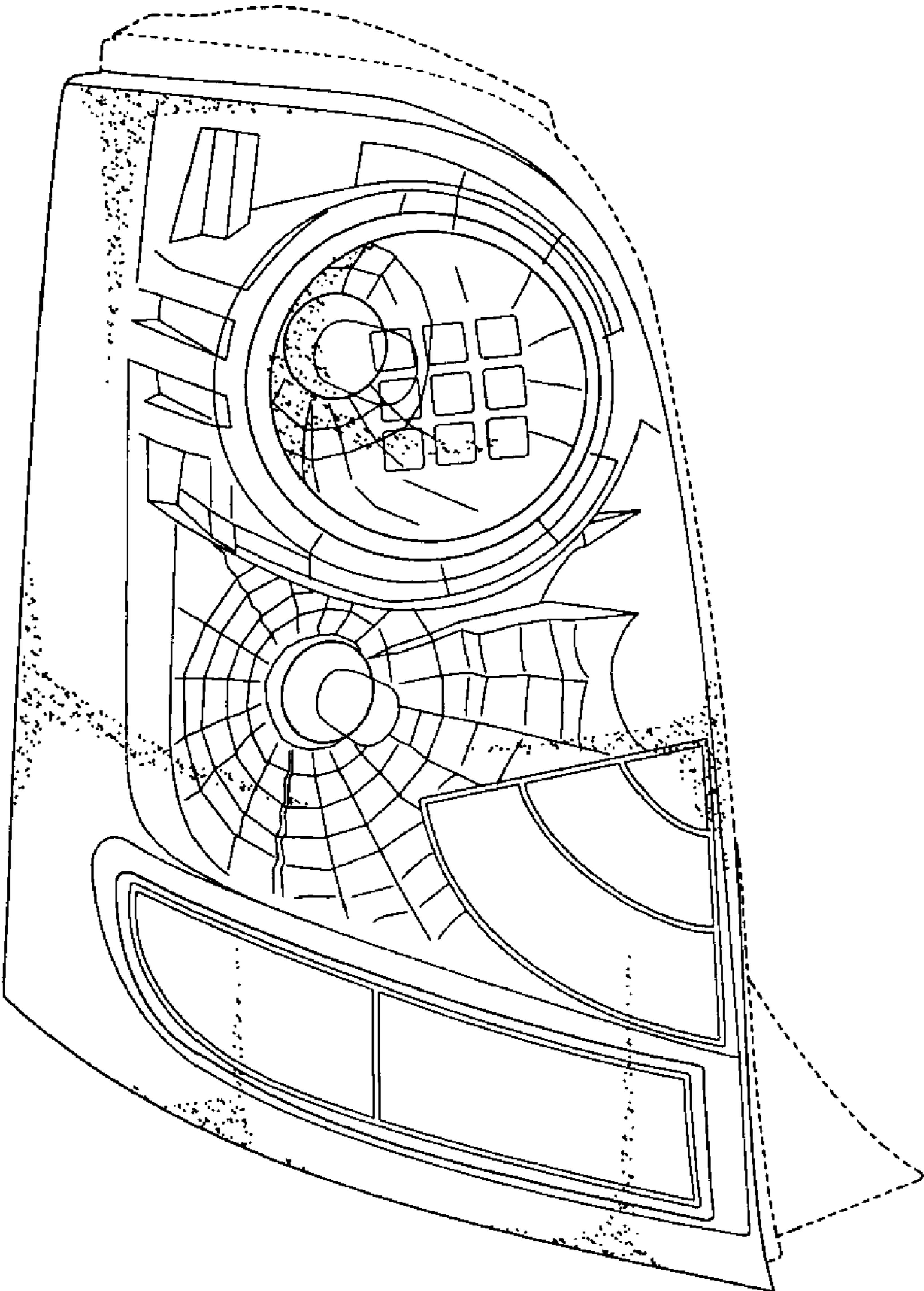


FIG. 2

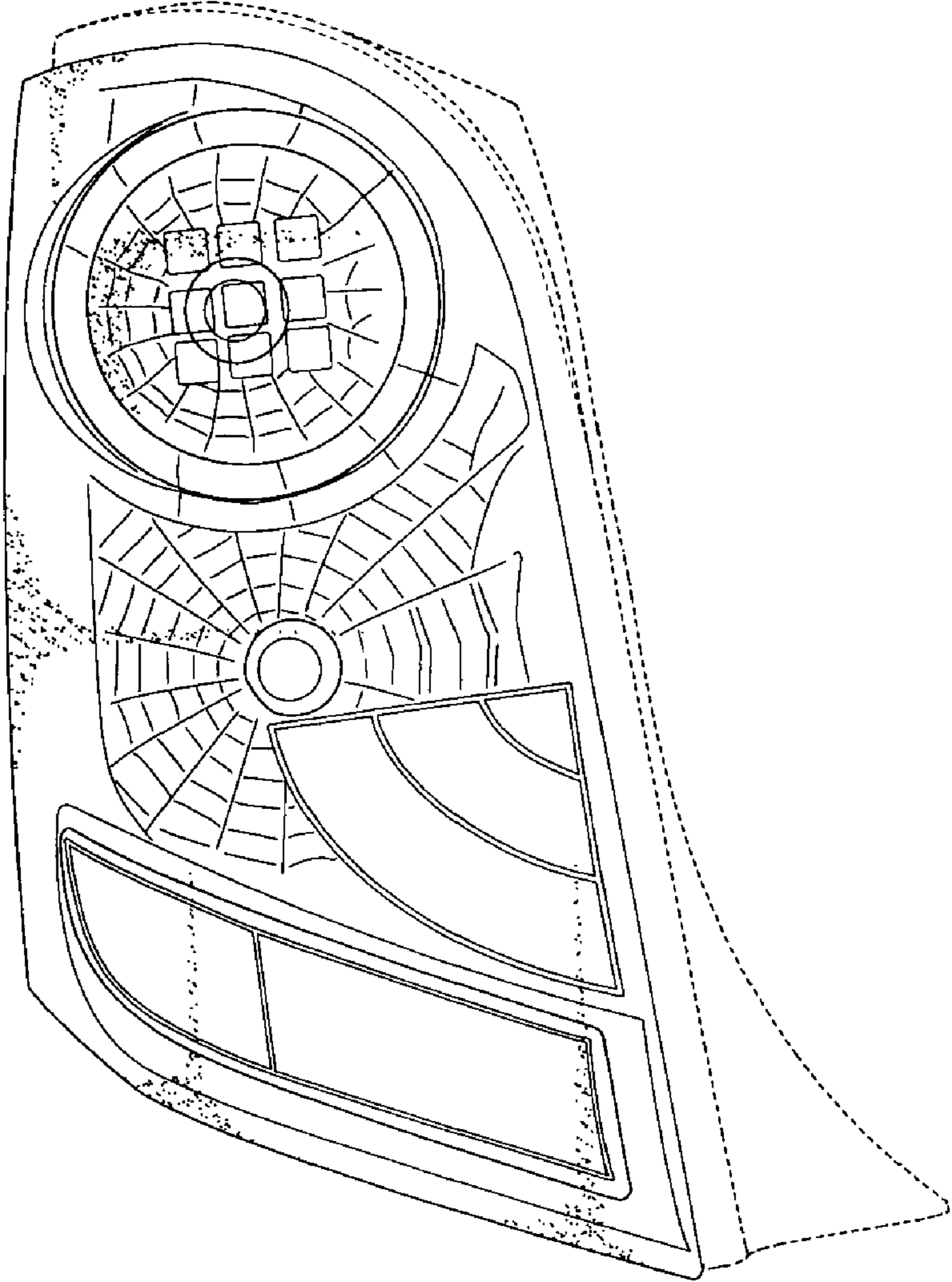


FIG. 3

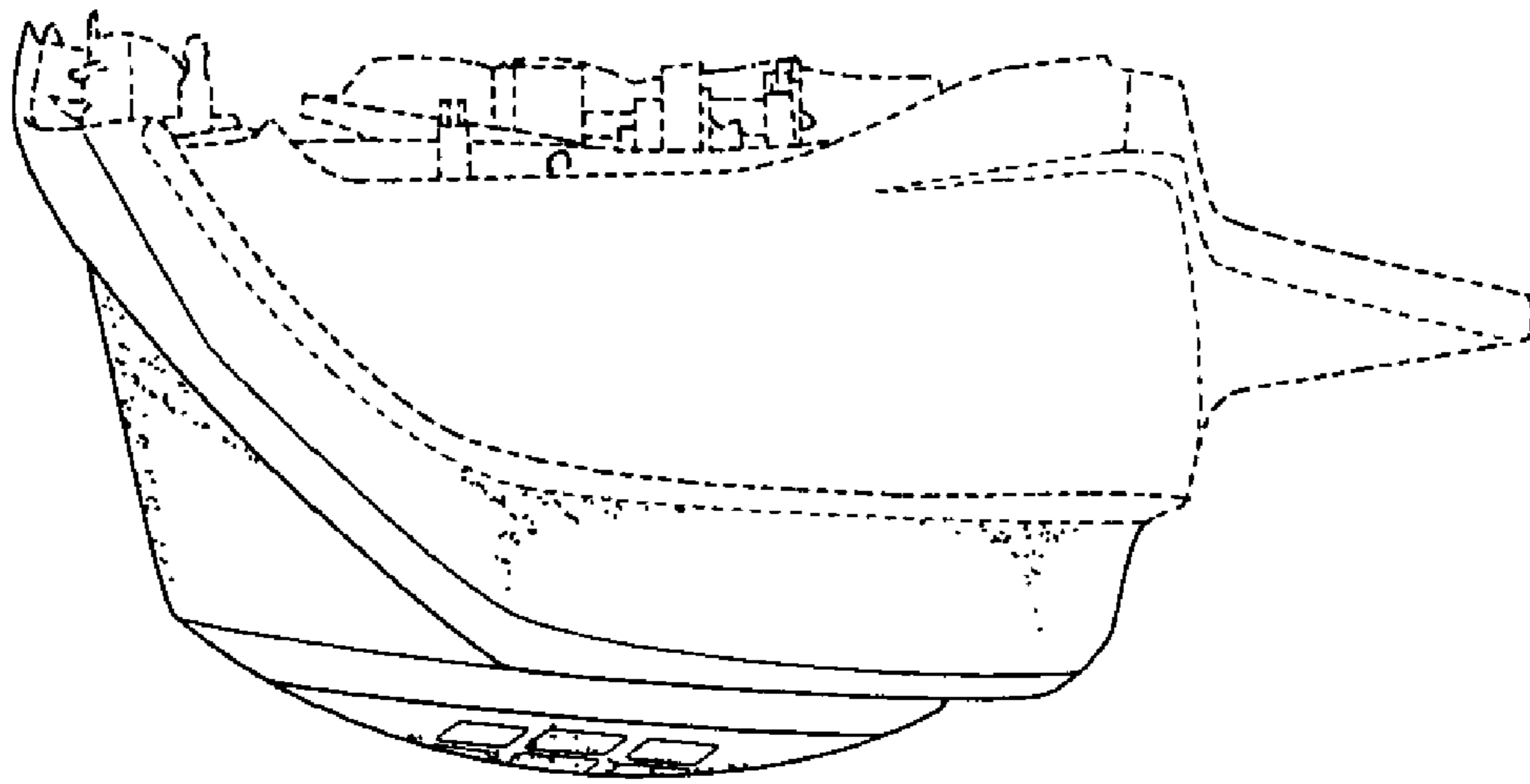
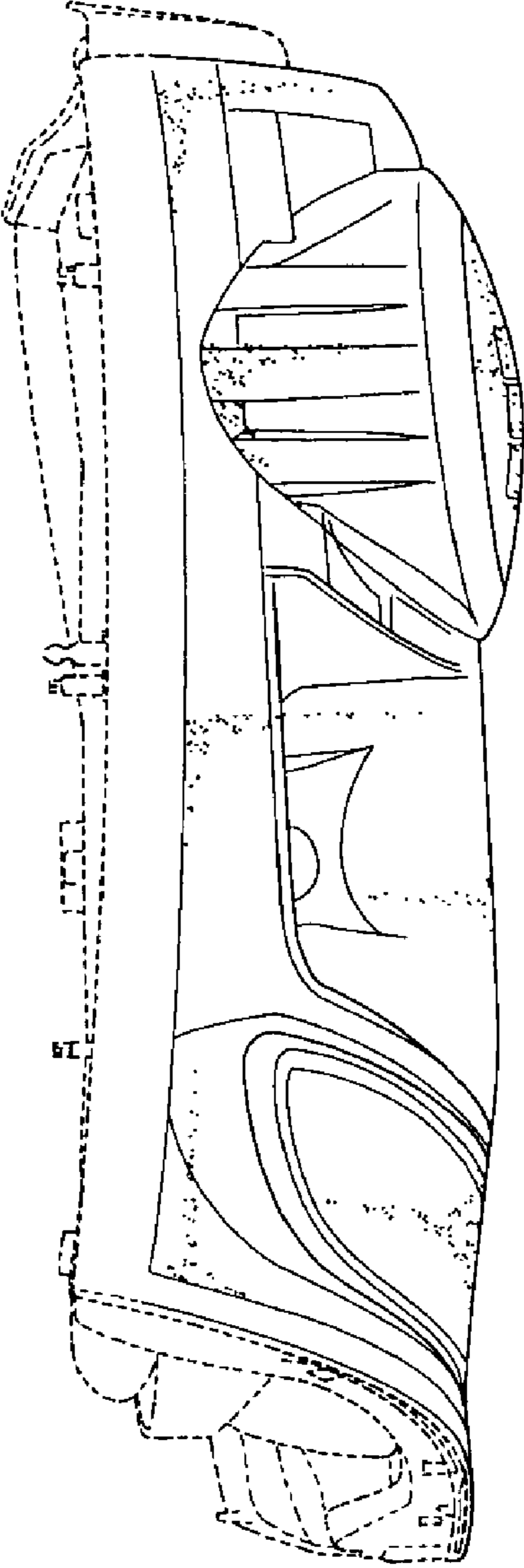


FIG. 4



# FIG. 5

