



US00D593191S

(12) **United States Design Patent**
Walker

(10) **Patent No.:** **US D593,191 S**

(45) **Date of Patent:** **** May 26, 2009**

(54) **FRAGRANT OIL BURNING LAMP**

(76) **Inventor:** **Andrew Walker**, 410 Carson Rd.,
Ferguson, MO (US) 63135

(**) **Term:** **14 Years**

(21) **Appl. No.:** **29/329,448**

(22) **Filed:** **Dec. 15, 2008**

(51) **LOC (9) Cl.** **28-99**

(52) **U.S. Cl.** **D23/366; D9/353; D9/548;**
D9/551; D9/552; D9/556; D9/452

(58) **Field of Classification Search** **D23/355-369;**
261/DIG. 17, DIG. 42, DIG. 65, DIG. 88,
261/DIG. 89; 239/34, 35, 37, 44, 53, 56,
239/57, 60, 136, 326; 392/386, 390, 394,
392/395; D28/5, 6; D9/548, 552, 551, 545,
D9/556, 535, 452

See application file for complete search history.

(56) **References Cited**

U.S. PATENT DOCUMENTS

D21,192 S *	12/1891	Van Houten	D9/505
D35,878 S *	4/1902	Pick	D9/519
D59,309 S *	10/1921	Vidulich	D9/505
D62,944 S *	8/1923	Flouder	D23/367
D74,499 S *	2/1928	Ginter	D9/551
D154,411 S *	7/1949	Melikov	D9/545
D160,779 S *	11/1950	Fink	D7/300
2,921,745 A *	1/1960	Yost	239/326
D238,752 S *	2/1976	Coffy	D9/533
D305,983 S *	2/1990	Daucourt	D7/300

D309,357 S *	7/1990	Rosen	D28/77
D324,099 S *	2/1992	Weick	D23/367
D348,312 S *	6/1994	Schwartz et al.	D23/367
D544,084 S *	6/2007	Michaels et al.	D23/366
D562,956 S *	2/2008	Martinez et al.	D23/366
D584,156 S *	1/2009	Baron	D9/545

* cited by examiner

Primary Examiner—Sandra Snapp

(74) *Attorney, Agent, or Firm*—QuickPatents, Inc.; Kevin Prince

(57) **CLAIM**

I claim the ornamental design for a fragrant oil burning lamp, as shown and described.

DESCRIPTION

FIG. 1 is an exploded perspective view of a fragrant oil burning lamp, showing my new design and illustrating a top portion removable from a base portion and a fragrant oil reservoir tube that normally rests in the base portion;

FIG. 2 is a front elevational view of the invention;

FIG. 3 is a rear elevational view of the invention;

FIG. 4 is a left-side elevational view of the invention;

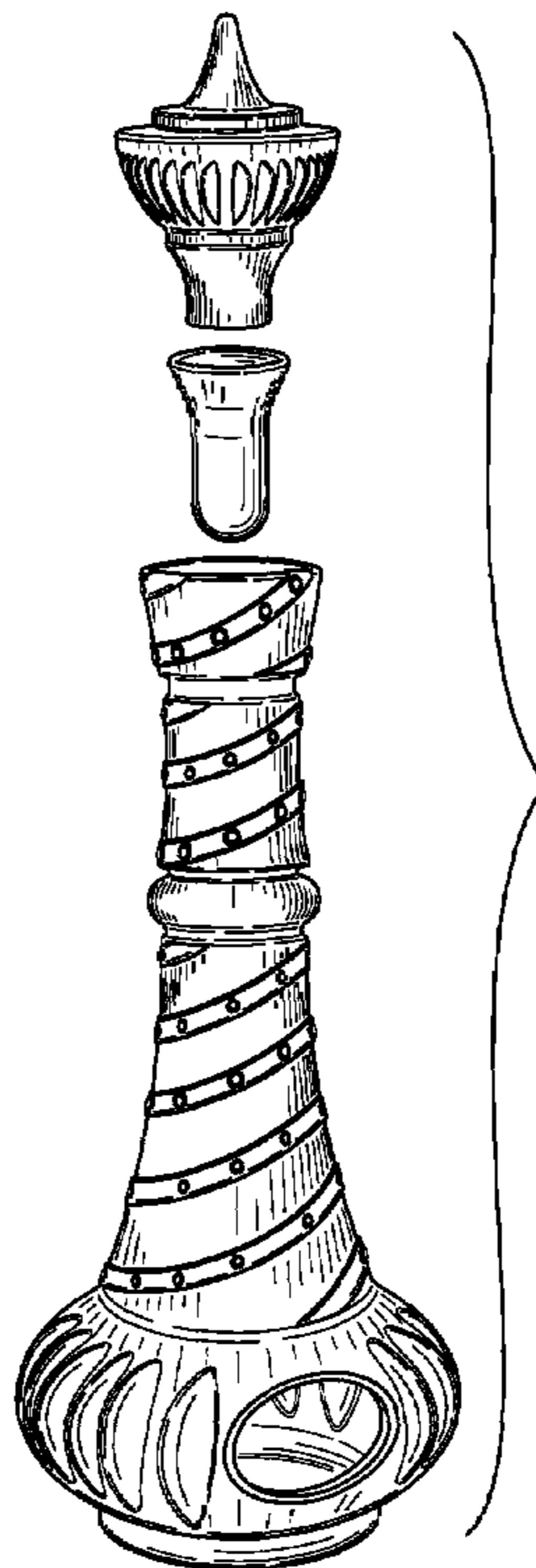
FIG. 5 is a right-side elevational view of the invention;

FIG. 6 is a top plan view of the invention;

FIG. 7 is a bottom plan view of the invention; and,

FIG. 8 is a top plan view of the invention, illustrated with a top of the lamp removed to expose a fragrant oil reservoir.

1 Claim, 3 Drawing Sheets



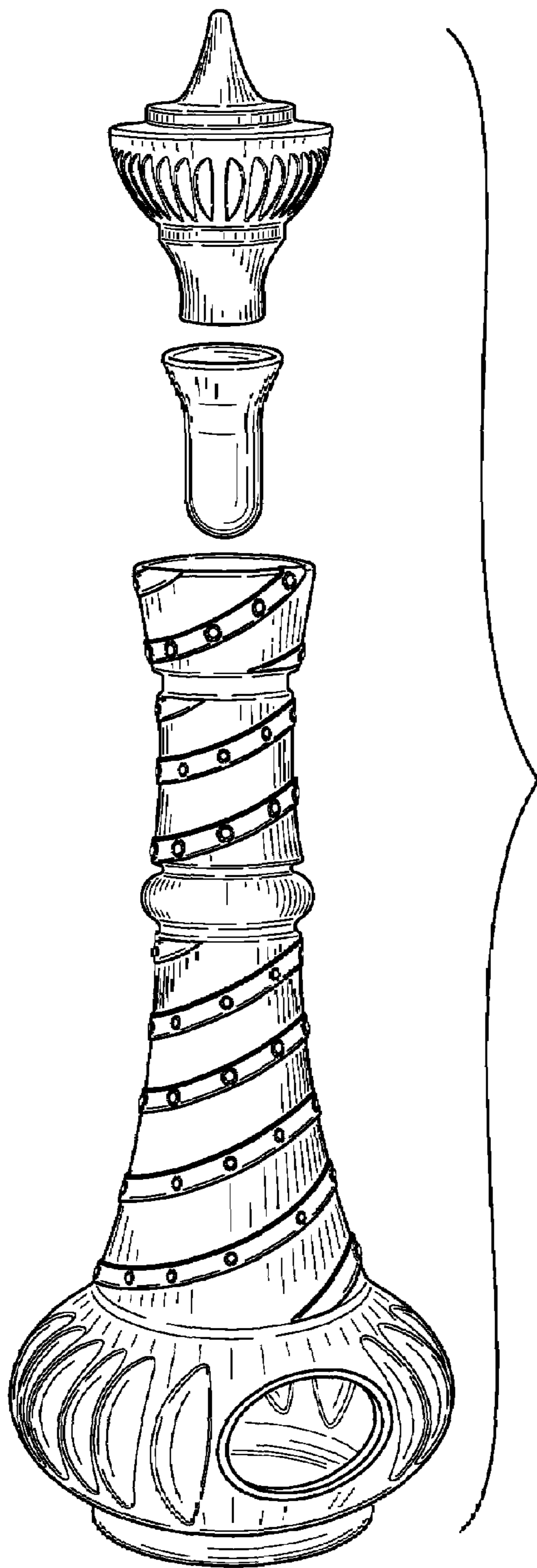


FIG. 1

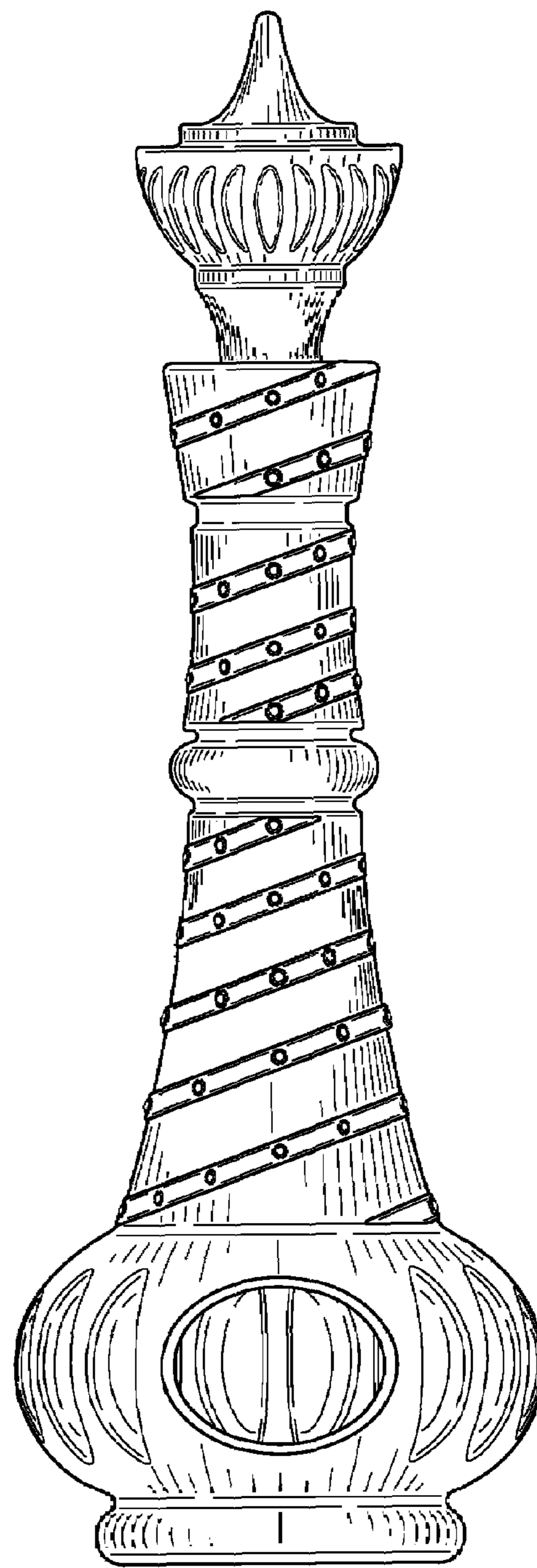


FIG. 2

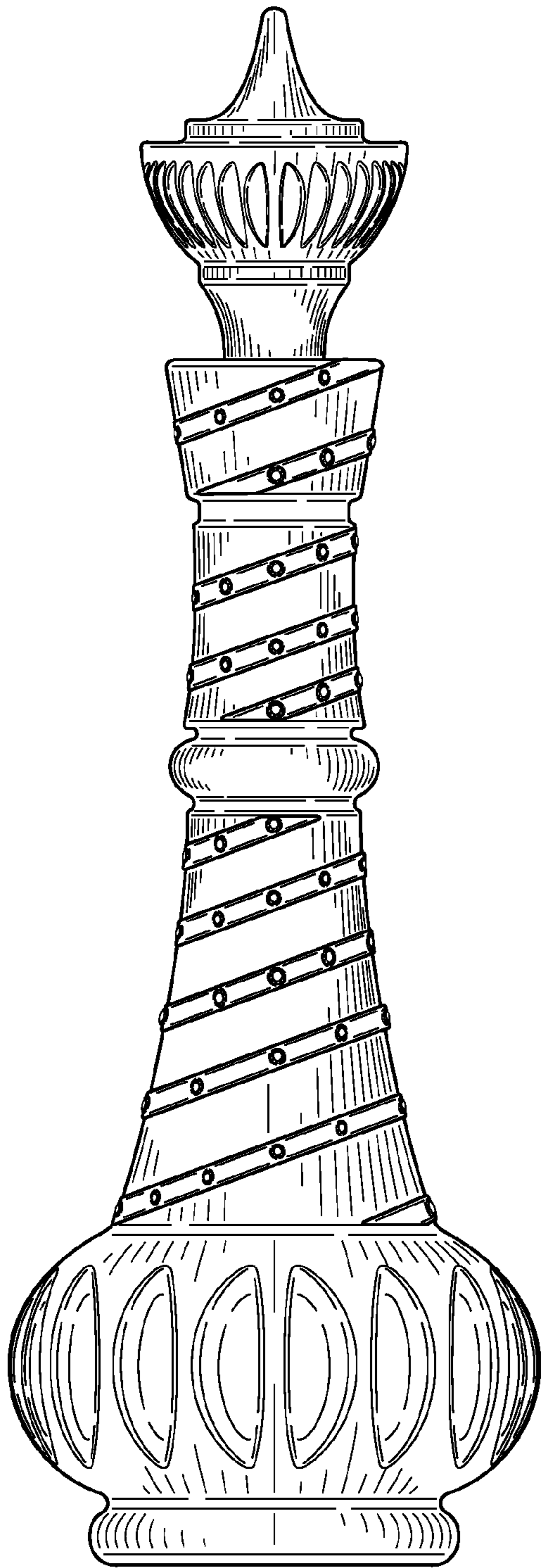


FIG. 3




FIG. 4

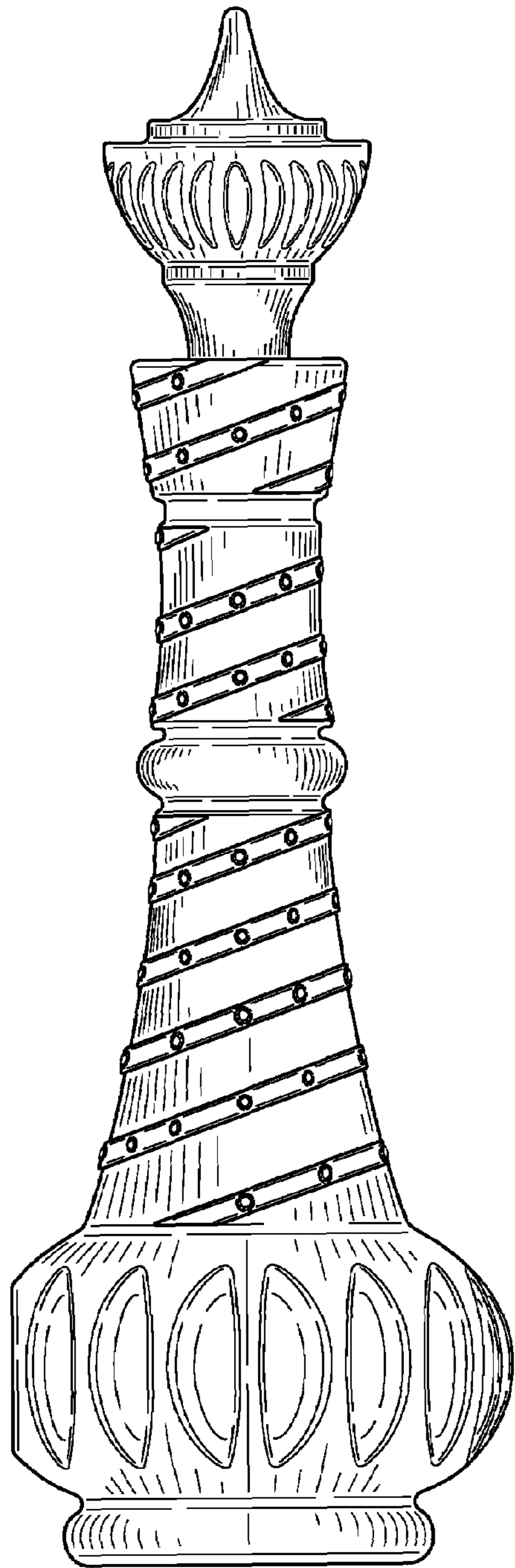


FIG. 5




FIG. 6




FIG. 7




FIG. 8