



US00D593185S

(12) **United States Design Patent**
Williams

(10) **Patent No.:** **US D593,185 S**

(45) **Date of Patent:** **** May 26, 2009**

(54) **FAUCET SPOUT**

(75) Inventor: **Emilie A. Williams**, Chicago, IL (US)

(73) Assignee: **Masco Corporation of Indiana**,
Indianapolis, IN (US)

(**) Term: **14 Years**

(21) Appl. No.: **29/329,784**

(22) Filed: **Dec. 22, 2008**

(51) **LOC (9) Cl.** **23-01**

(52) **U.S. Cl.** **D23/238; D23/255**

(58) **Field of Classification Search** D23/200,
D23/238-257; D6/512, 546, 550; D8/300,
D8/306-308, 310-312, 321; 4/675-678;
137/801; 16/110.1, 441

See application file for complete search history.

(56) **References Cited**

U.S. PATENT DOCUMENTS

D462,749 S *	9/2002	Lord	D23/255
D521,125 S *	5/2006	Fritz	D23/255
D521,610 S *	5/2006	Fritz	D23/255
D530,783 S *	10/2006	Bayer	D23/238
D544,946 S *	6/2007	Lord et al.	D23/238
D566,818 S *	4/2008	Kohler et al.	D23/255

D578,613 S *	10/2008	Williams	D23/238
D583,439 S *	12/2008	Spangler	D23/238
D584,385 S *	1/2009	Hanna	D23/255

* cited by examiner

Primary Examiner—T. Chase Nelson

Assistant Examiner—Mark Cavanna

(74) *Attorney, Agent, or Firm*—Edgar A. Zarins; Nirav D. Parikh

(57) **CLAIM**

The ornamental design for a faucet spout, as shown and described.

DESCRIPTION

FIG. 1 is a front perspective view of a faucet spout showing my new design;

FIG. 2 is a front elevational view thereof;


FIG. 3 is a rear elevational view thereof;

FIG. 4 is a left side elevational view thereof; the right side elevational view being a mirror image thereof; and,

FIG. 5 is a top plan view thereof.

The features shown in broken lines depict environmental subject matter only and form no part of the claimed design.

1 Claim, 5 Drawing Sheets






FIG. 1

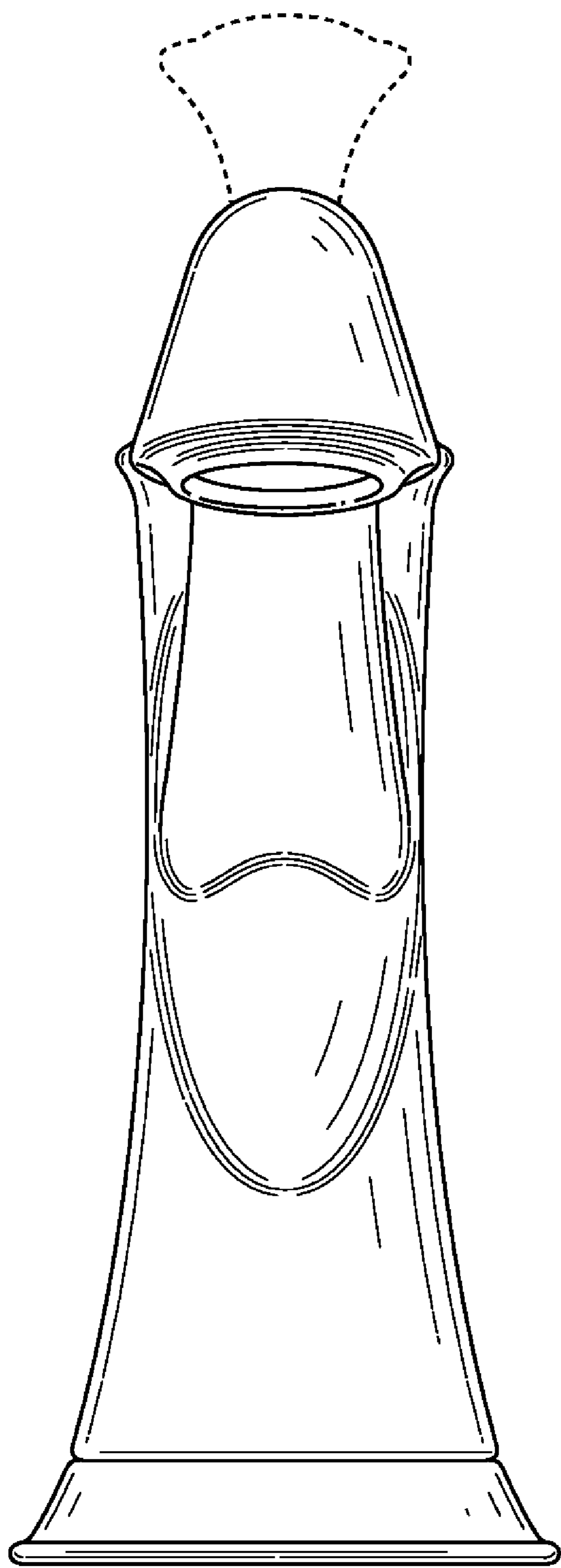


FIG. 2

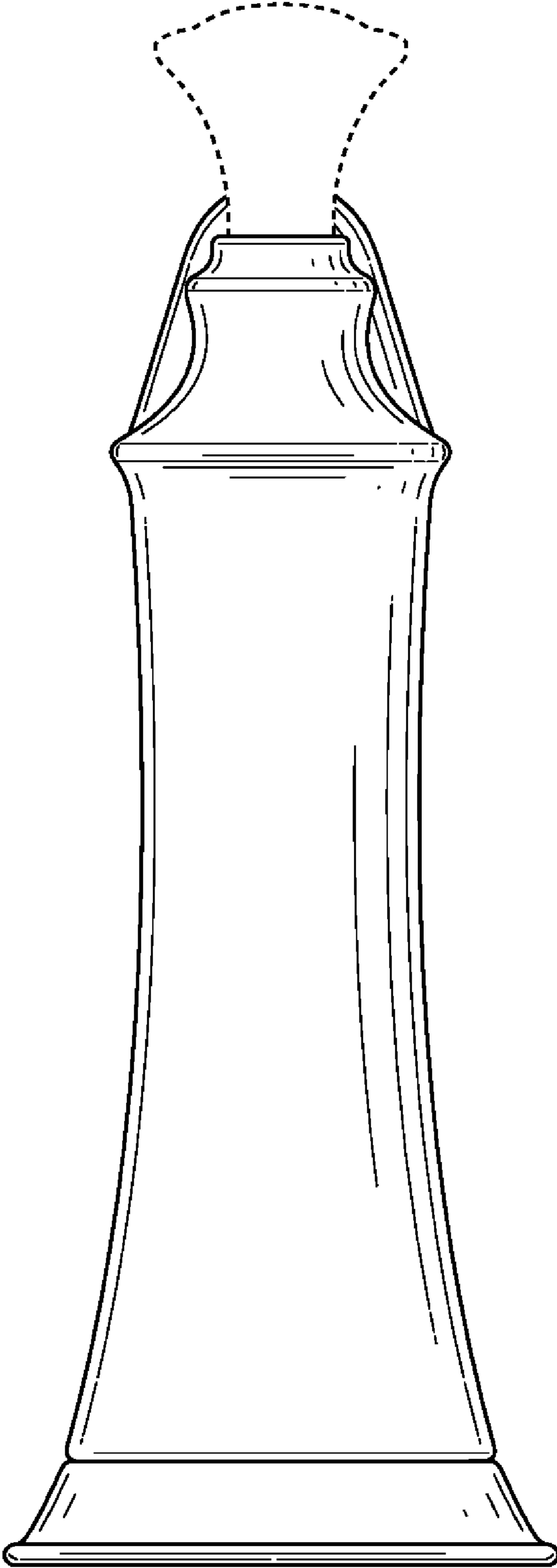


FIG. 3




FIG. 4

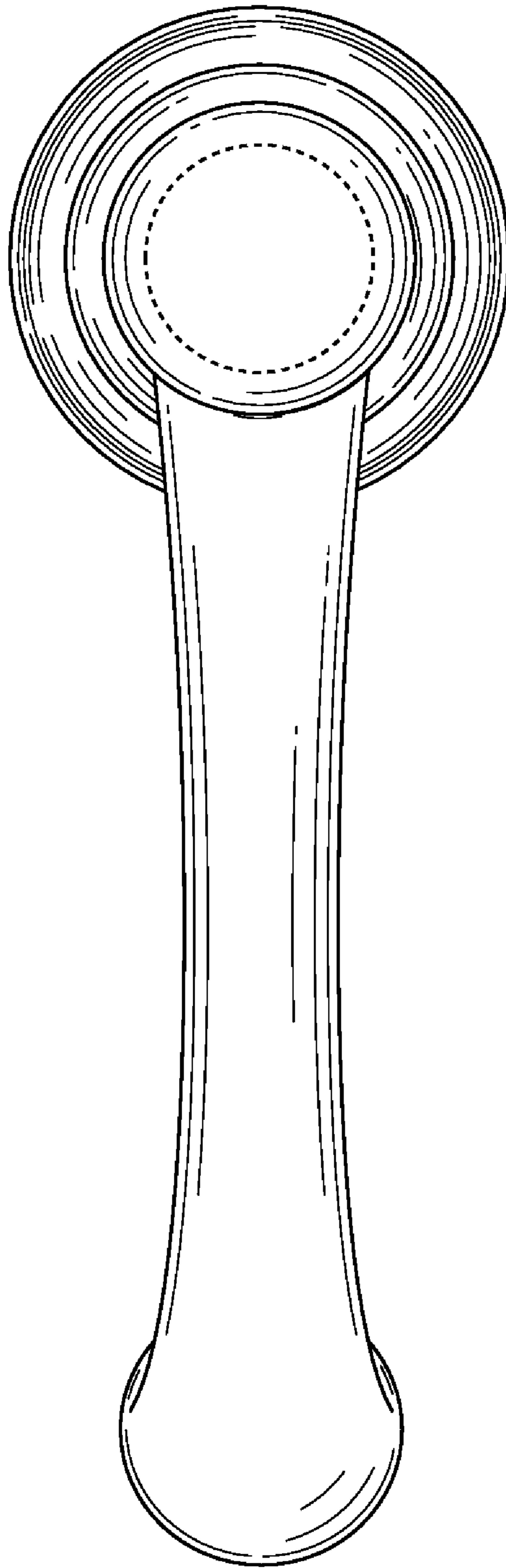


FIG. 5