

US00D593180S

(12) **United States Design Patent**
Ebert et al.

(10) **Patent No.:** **US D593,180 S**

(45) **Date of Patent:** **** May 26, 2009**

(54) **ARROW HOLDER**

D342,118 S * 12/1993 Mann D22/115
D357,802 S * 5/1995 Todd et al. D22/107

(76) Inventors: **Terry A. Ebert**, 6011 S. 500 East, St. Anthony, Dubois County, IN (US) 47575; **John L. Verkamp**, 3843 S. Santine Rd., St. Anthony, Dubois County, IN (US) 47575

* cited by examiner

Primary Examiner—Ian Simmons
Assistant Examiner—Melanie Levy
(74) *Attorney, Agent, or Firm*—Gary K. Price, Esq.

(**) Term: **14 Years**

(21) Appl. No.: **29/286,627**

(22) Filed: **May 14, 2007**

(51) **LOC (9) Cl.** **22-01**

(52) **U.S. Cl.** **D22/107**

(58) **Field of Classification Search** D22/107,
D22/115; D3/262, 254, 259, 315; 124/88,
124/52, 48, 86, 25.7, 23.1, 24.1, 41.1, 44.5;
248/316.7; 224/916; 211/60.1

See application file for complete search history.

(56) **References Cited**

U.S. PATENT DOCUMENTS

D314,602 S * 2/1991 Grover D22/107

(57) **CLAIM**

The ornamental design for an arrow holder, as shown and described.

DESCRIPTION

FIG. 1 is a top view of an arrow holder showing our new design;

FIG. 2 is a front view thereof;

FIG. 3 is a bottom view thereof;

FIG. 4 is a top perspective view thereof; and,

FIG. 5 is a side view thereof.

1 Claim, 5 Drawing Sheets

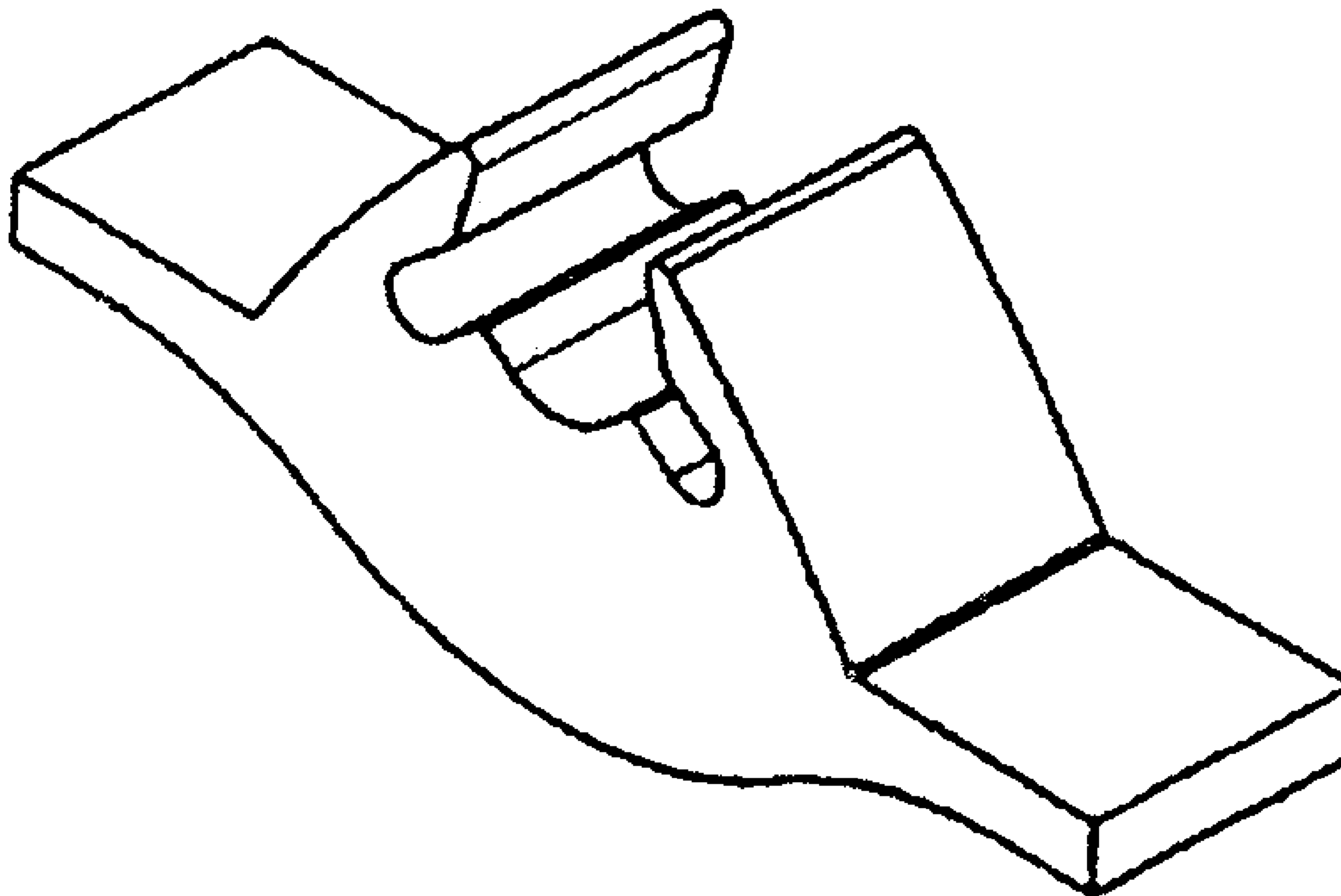


Fig. 1




Fig. 2



Fig. 3



Fig. 4

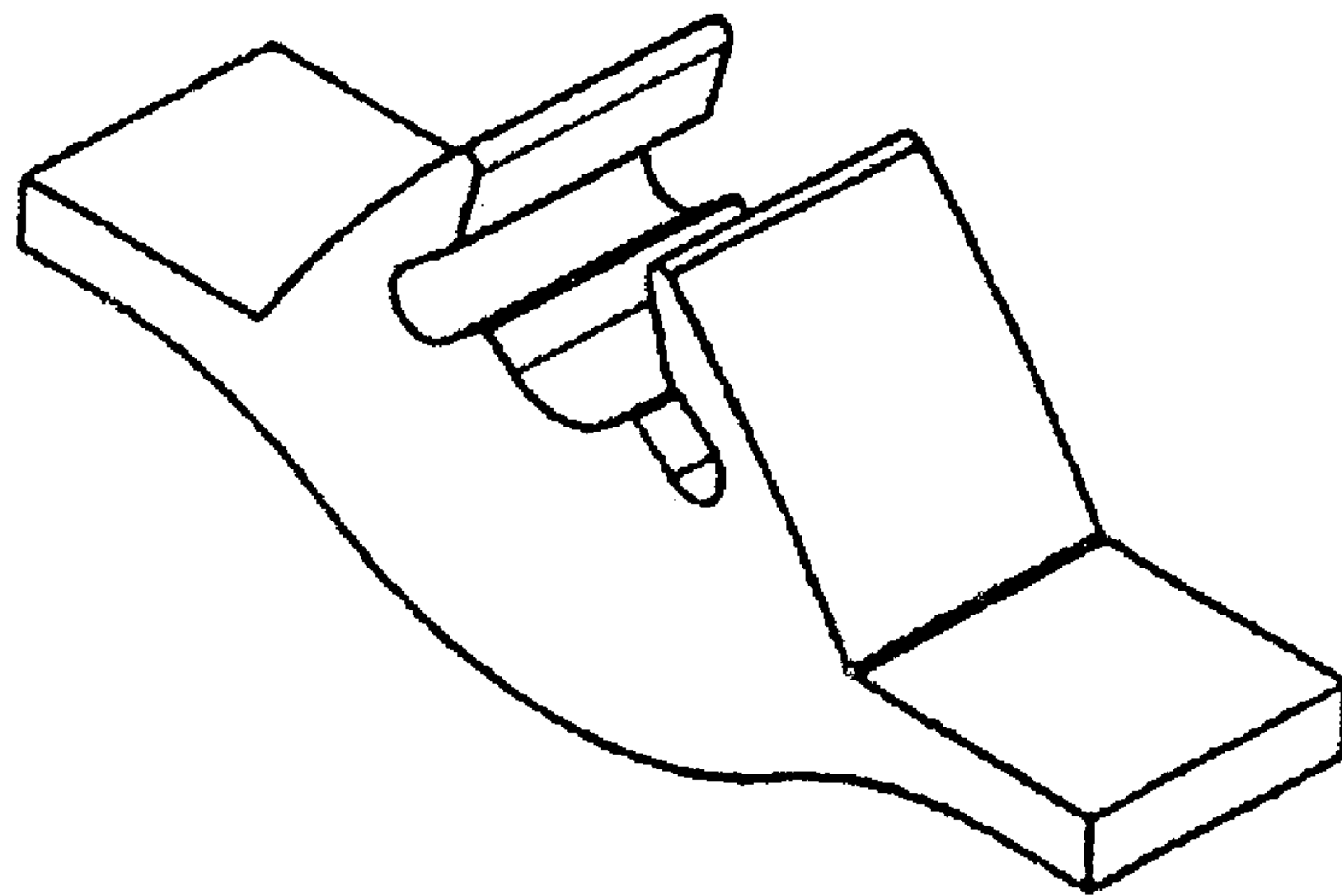


Fig. 5

