

US00D593160S

(12) **United States Design Patent**  
**Weber**

(10) **Patent No.:** **US D593,160 S**

(45) **Date of Patent:** **\*\* May 26, 2009**

(54) **LABEL FOR VEHICLE BATTERY**

2003/0226301 A1\* 12/2003 Fernau ..... 40/636

(75) Inventor: **Eva-Maria Weber**, Karlsruhe (DE)

\* cited by examiner

(73) Assignee: **Robert Bosch GmbH**, Stuttgart (DE)

*Primary Examiner*—Caron Veynar

*Assistant Examiner*—Mary Ann Calabrese

(\*\*) Term: **14 Years**

(74) *Attorney, Agent, or Firm*—Victor A. Henzi

(21) Appl. No.: **29/284,586**

(57) **CLAIM**

(22) Filed: **Sep. 12, 2007**

The ornamental design for a label for vehicle battery, as shown and described.

(30) **Foreign Application Priority Data**

**DESCRIPTION**

Mar. 13, 2007 (EM) ..... 000688171

FIG. 1 is a front perspective view of a first embodiment of the present new design for a label for vehicle battery applied to an exemplary vehicle battery which is illustrated in dashed lines and forms no part of the claimed design;

(51) **LOC (9) Cl.** ..... **19-08**

(52) **U.S. Cl.** ..... **D20/27**

(58) **Field of Classification Search** ..... D20/10–12,  
D20/22, 23, 27, 40, 42, 99; 40/124.01, 124.02,  
40/124.04, 299.01, 310, 312, 324, 328, 359,  
40/360, 538, 542, 584, 594, 600, 625, 626,  
40/636, 638, 642.01, 642.02, 661.03; 156/230;  
283/56, 71, 81; 428/34.1, 40.1, 72.1–42.3,  
428/571, 914; 429/176; 455/347

FIG. 2 is a reduced scale front perspective view thereof applied to a different location on an exemplary vehicle battery which is illustrated in dashed lines and forms no part of the claimed design; and

See application file for complete search history.

FIG. 3 is a front view thereof illustrating how the label for vehicle battery appears in isolation and not applied to an article.

(56) **References Cited**

**U.S. PATENT DOCUMENTS**



2,051,345 A \* 8/1936 Reynolds ..... 40/642.02  
2,188,310 A \* 1/1940 Price ..... 428/571  
2,216,366 A \* 10/1940 Greene ..... 40/310  
D185,514 S \* 6/1959 Ryan ..... D20/22  
D233,336 S \* 10/1974 Channing ..... D20/22  
5,240,789 A \* 8/1993 Breen et al. .... 429/176  
D357,708 S \* 4/1995 Lefeu ..... D20/42

FIG. 4 is a front perspective view of a second embodiment of the present new design for a label for vehicle battery applied to an exemplary vehicle battery which is illustrated in dashed lines and forms no part of the claimed design;

FIG. 5 is a reduced scale front perspective view thereof applied to a different location on an exemplary vehicle battery which is illustrated in dashed lines and forms no part of the claimed design; and,

FIG. 6 is a front view thereof illustrating how the label for vehicle battery appears in isolation and not applied to an article.

**1 Claim, 4 Drawing Sheets**



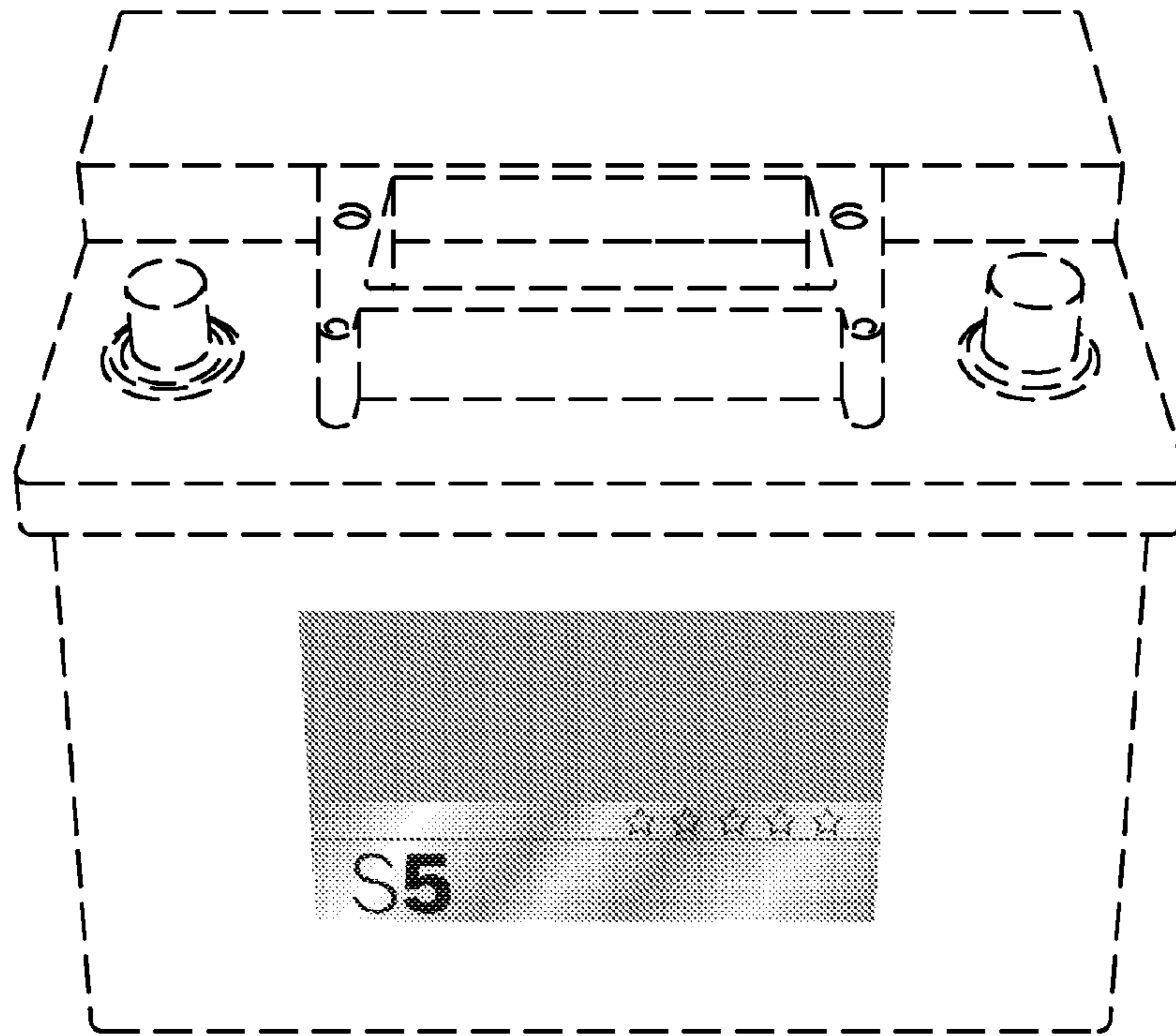


Fig. 1

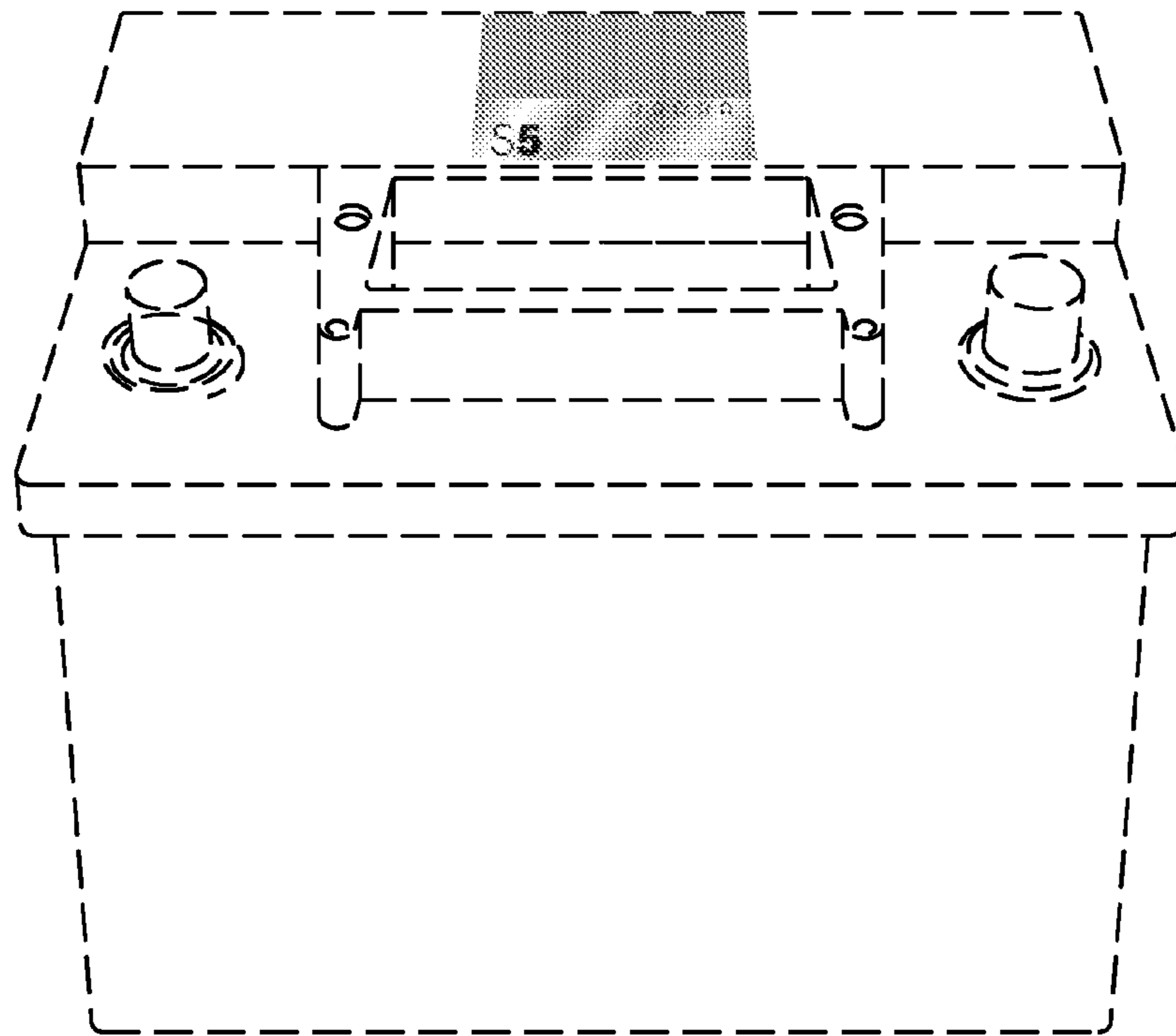



Fig. 2



**Fig. 3**

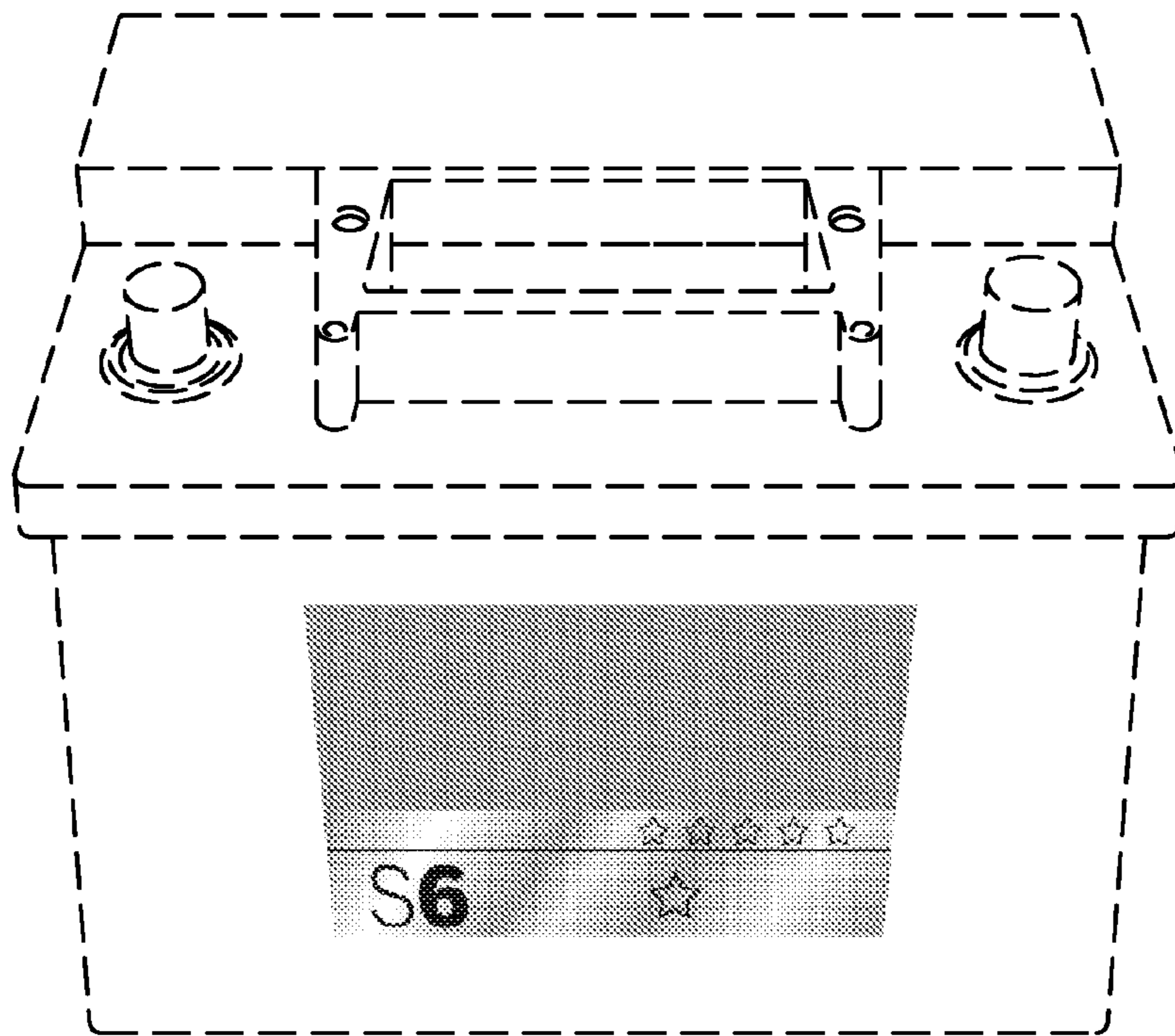


Fig. 4

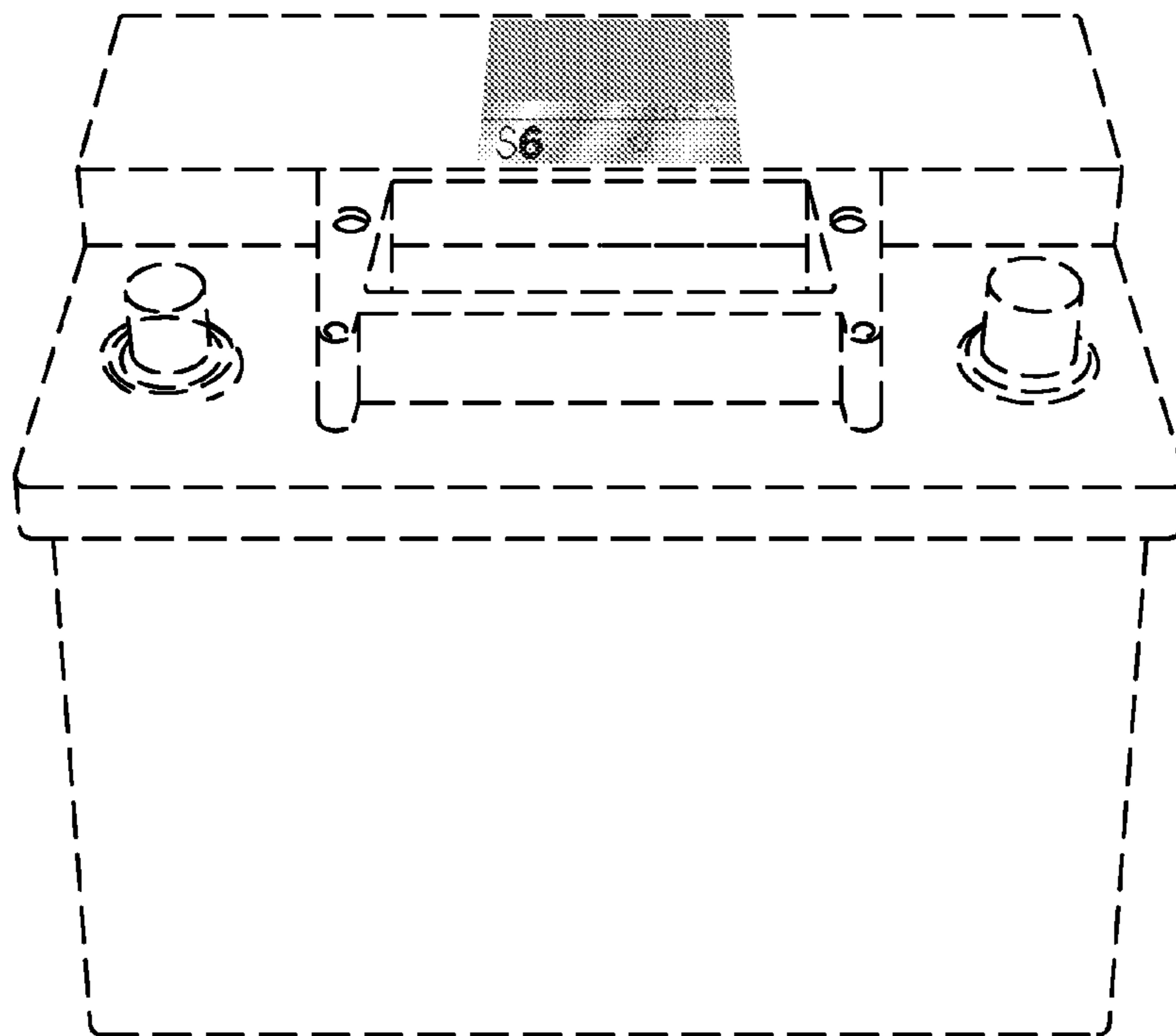


Fig. 5




Fig. 6