



US00D593153S

(12) **United States Design Patent**
Eckardt

(10) **Patent No.:** **US D593,153 S**

(45) **Date of Patent:** **** May 26, 2009**

(54) **STENCIL**

(76) **Inventor:** **Carole V. Eckardt**, 305 S. Stephen
Bridge Rd., Grayling, MI (US) 49738

(**) **Term:** **14 Years**

(21) **Appl. No.:** **29/301,541**

(22) **Filed:** **Mar. 6, 2008**

(51) **LOC (9) Cl.** **19-06**

(52) **U.S. Cl.** **D19/40**

(58) **Field of Classification Search** D2/948,
D2/951, 952; D10/62, 64; D19/37, 39, 40;
33/562, 563, 564, 565, 566; 101/127; 428/13;
430/308; 434/87

See application file for complete search history.

(56) **References Cited**

U.S. PATENT DOCUMENTS

D67,712 S *	6/1925	Melville	D2/967
D123,602 S *	11/1940	Reeves	D2/955
3,137,978 A *	6/1964	Incantalupo	451/31
D263,646 S *	4/1982	Railton	D2/952
D287,903 S *	1/1987	Jones et al.	D2/952
D336,359 S *	6/1993	Peterson	D2/952
D373,457 S *	9/1996	Fabio	D2/952
D381,795 S *	8/1997	Coats	D2/952
D417,944 S *	12/1999	Merceron	D2/952
D418,663 S *	1/2000	Senif	D2/952
D433,556 S *	11/2000	Merceron	D2/952

D437,988 S *	2/2001	Senif	D2/952
D440,384 S *	4/2001	Shifflett et al.	D2/952
D460,248 S *	7/2002	Clark et al.	D2/952
D471,232 S *	3/2003	Gulden et al.	D19/40
D496,466 S *	9/2004	Slautterback et al.	D24/192
D507,095 S *	7/2005	Gerber	D2/952

* cited by examiner

Primary Examiner—Elizabeth A Albert

(74) *Attorney, Agent, or Firm*—John McCulloch; Robert L. Farris; Farris Law, P.C.

(57) **CLAIM**

The ornamental design for a stencil, as shown and described.

DESCRIPTION

FIG. 1 is a top plan view of a first embodiment of the stencil showing my new design;

FIG. 2 is a top plan view of a second embodiment of the stencil shown in FIG. 1;

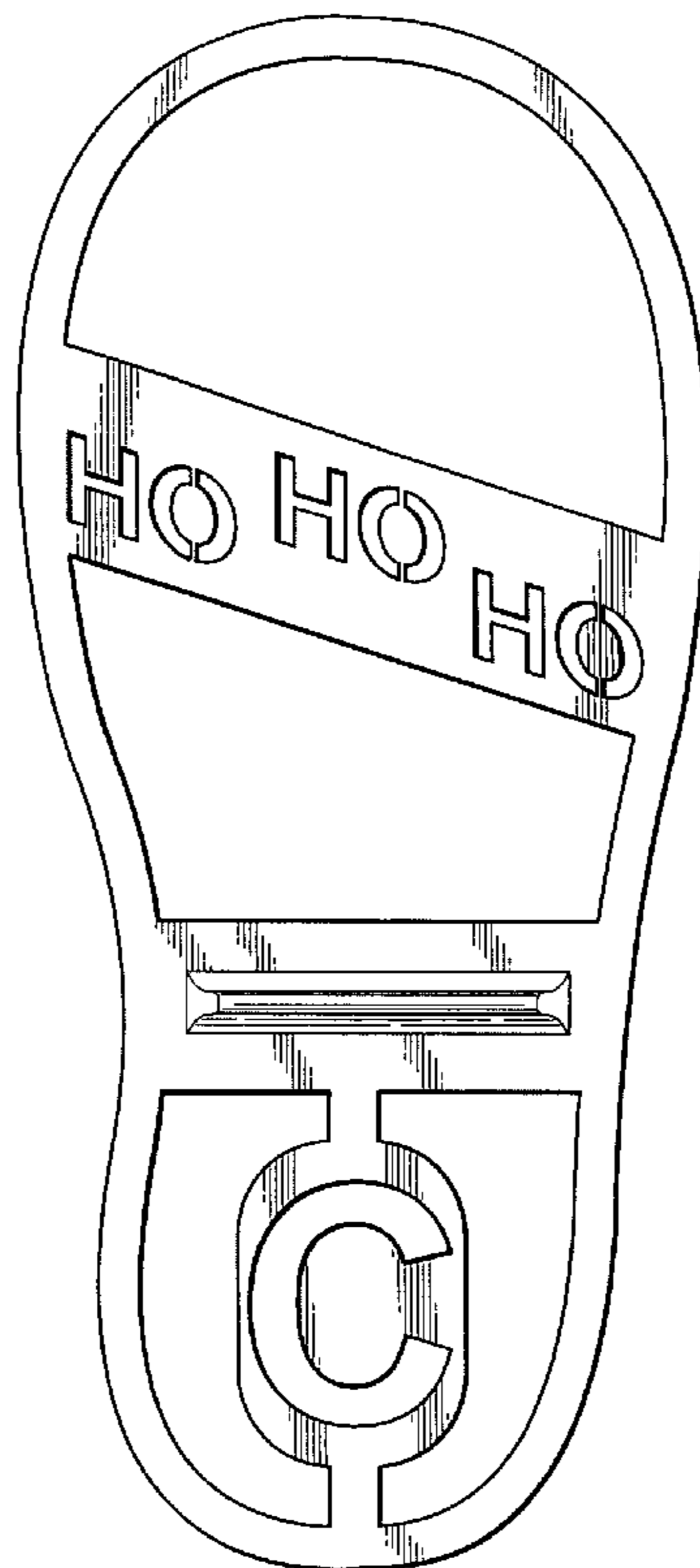
FIG. 3 is an elevational view of one side of the design as shown in FIG. 1 or FIG. 2;

FIG. 4 is an elevational view of the opposite side of the design shown in FIG. 3, but overturned;

FIG. 5 is an elevational view of one end of the design shown in FIG. 1 or 2; and,

FIG. 6 is an elevational view of the opposite end of the design shown in FIG. 5.

1 Claim, 2 Drawing Sheets



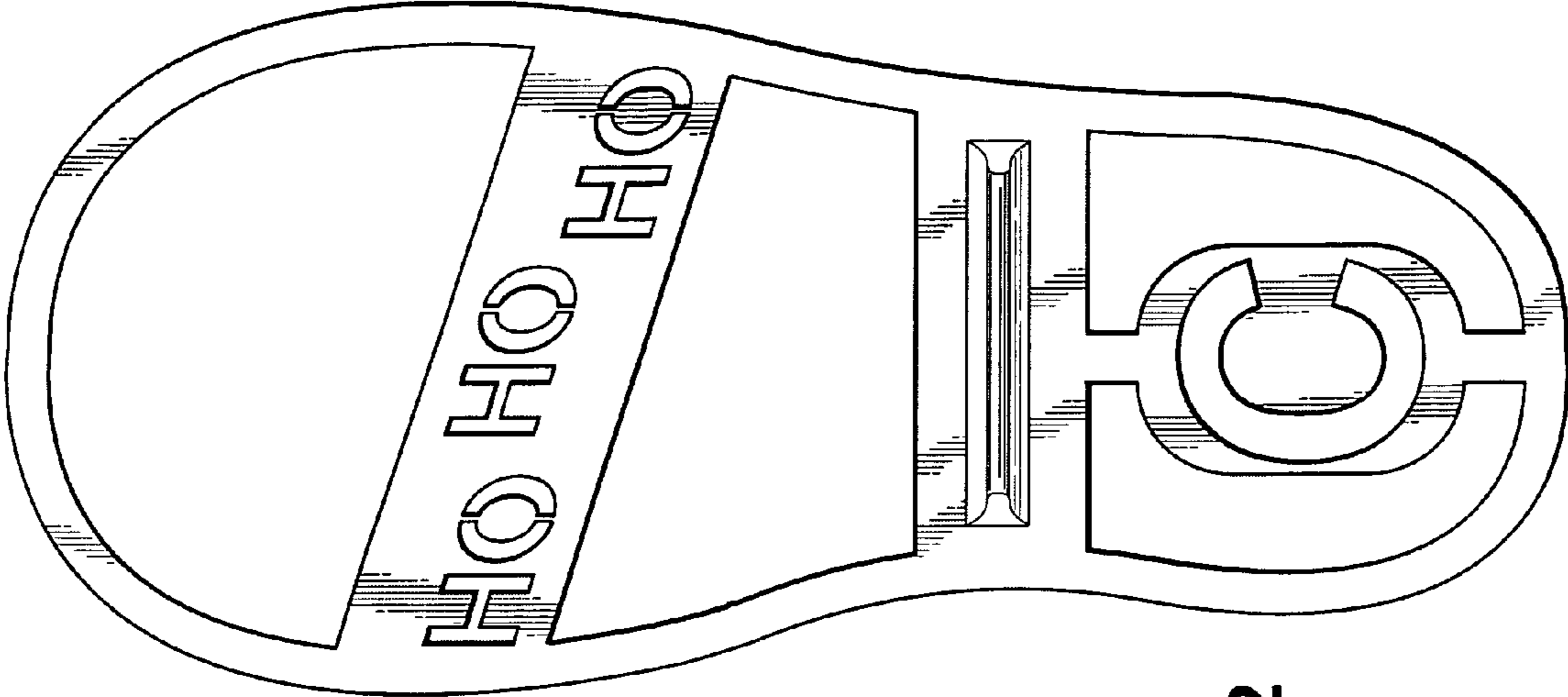


FIG - 1

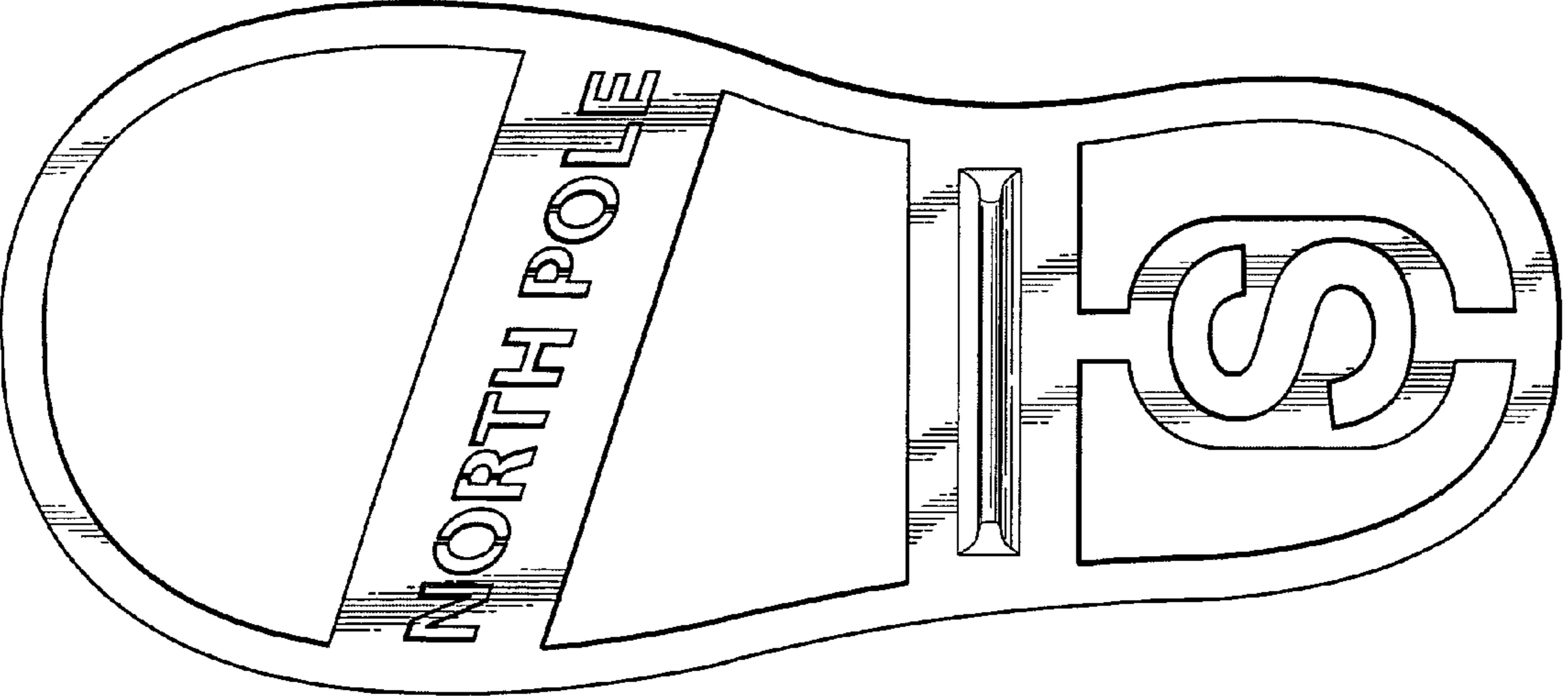


FIG - 2

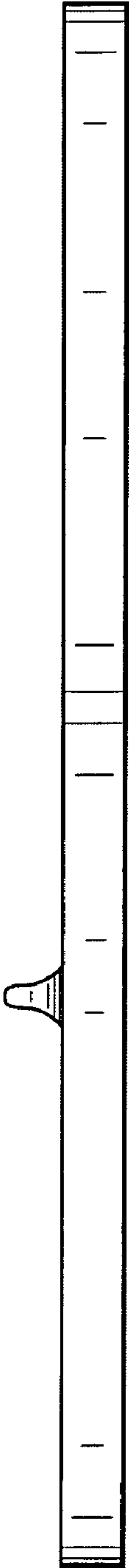


FIG - 3



FIG - 4



FIG - 5

FIG - 6