

US00D593138S

(12) **United States Design Patent**  
**Howell**

(10) **Patent No.:** **US D593,138 S**

(45) **Date of Patent:** **\*\* May 26, 2009**

(54) **COMBINED REFRIGERATED DISPLAY AND  
NEWSPAPER STAND**

(75) Inventor: **Stephen Howell**, Terrey Hills (AU)

(73) Assignee: **Red Bull GmbH**, Fuschl am See (AT)

(\*\*) Term: **14 Years**

(21) Appl. No.: **29/294,183**

(22) Filed: **Dec. 26, 2007**

(30) **Foreign Application Priority Data**

Jun. 22, 2007 (EM) ..... 000748470-0001

(51) **LOC (9) Cl.** ..... **15-07**

(52) **U.S. Cl.** ..... **D15/81; D15/79**

(58) **Field of Classification Search** ..... D15/79,  
D15/80, 81, 83, 84, 85; D6/420, 441, 448,  
D6/449, 470-472, 479; 62/246-255, 275,  
62/337, 384, 389, 440-456; 312/114-117,  
312/401-408

See application file for complete search history.

(56) **References Cited**

**U.S. PATENT DOCUMENTS**

D280,476 S \* 9/1985 McMahon et al. .... D6/470  
D280,790 S \* 10/1985 Kooy ..... D6/471  
4,840,439 A \* 6/1989 Nara et al. .... 312/116  
D348,790 S \* 7/1994 Fujii ..... D6/479

D352,850 S \* 11/1994 Fujii ..... D6/479  
D362,137 S \* 9/1995 Fujii ..... D6/479  
D386,502 S \* 11/1997 Sholl ..... D15/79  
D392,295 S \* 3/1998 Johnson ..... D15/81  
D427,210 S \* 6/2000 Tsukida ..... D15/83  
D458,946 S \* 6/2002 Upton et al. .... D15/79  
D496,053 S \* 9/2004 Wetzel ..... D15/79  
D510,367 S \* 10/2005 Yamashita et al. .... D15/79  
D514,600 S \* 2/2006 Yamashita et al. .... D15/79

\* cited by examiner

*Primary Examiner*—Stella M Reid

*Assistant Examiner*—Shanda C Hill

(74) *Attorney, Agent, or Firm*—TechMark a Law Corp.;  
Martin R. Greenstein

(57) **CLAIM**

The ornamental design for a combined refrigerated display  
and newspaper stand, as shown and described.

**DESCRIPTION**

FIG. 1 is a front view of a combined refrigerated display and  
newspaper stand showing my new design;

FIG. 2 is a side view thereof;

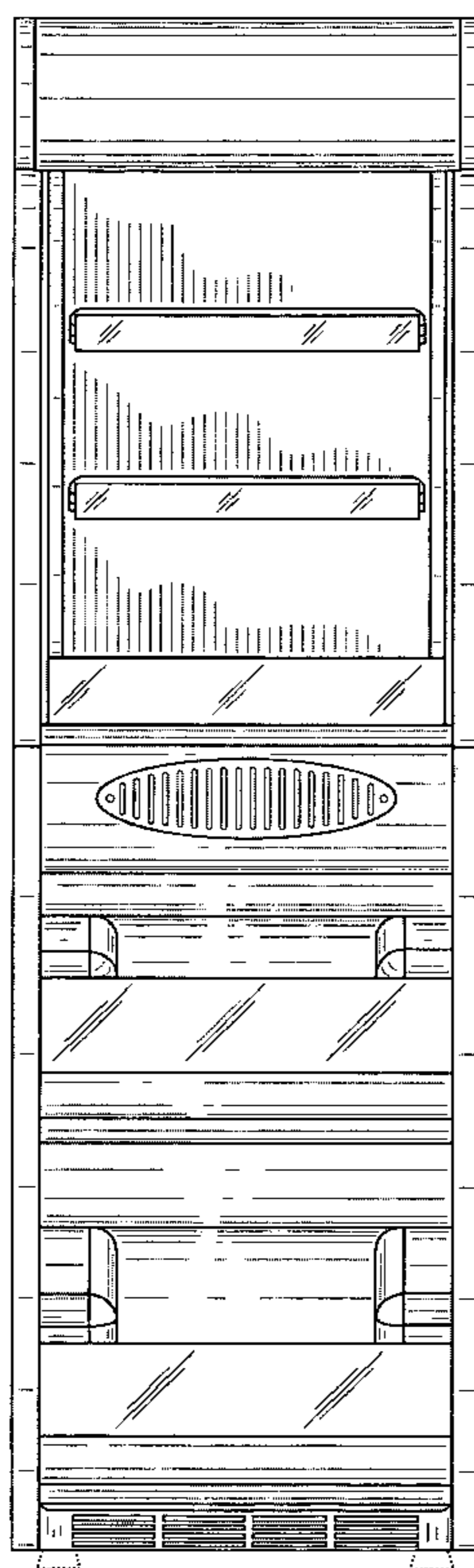
FIG. 3 is a rear view thereof;

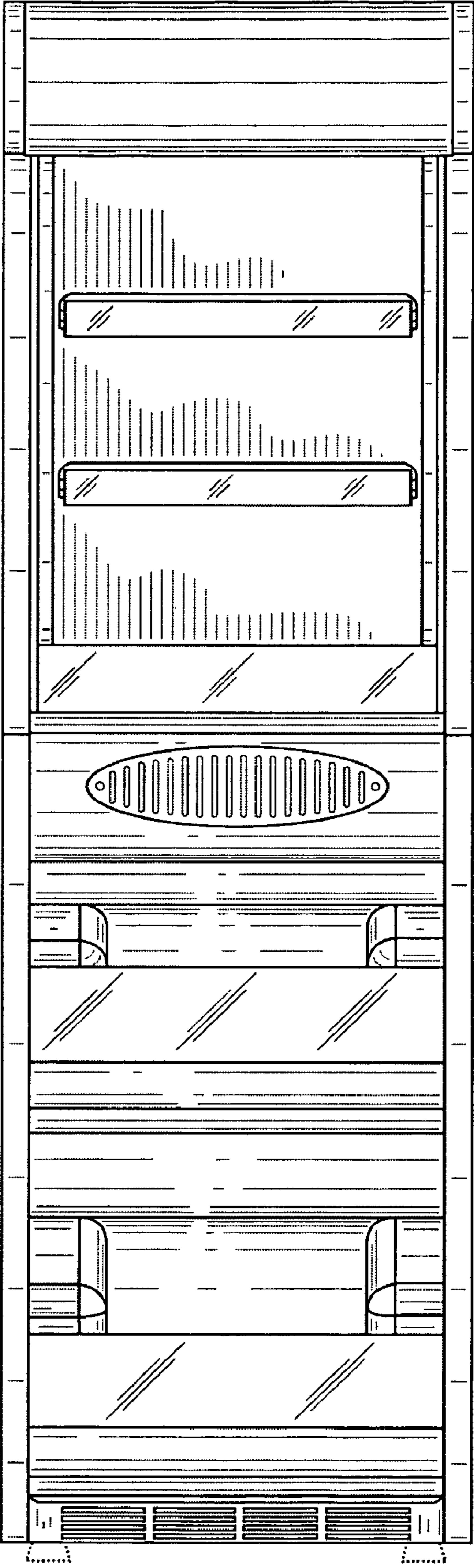
FIG. 4 is a top view thereof;

FIG. 5 is a top, front perspective view thereof; and,

FIG. 6 is a bottom, front perspective view thereof.

**1 Claim, 6 Drawing Sheets**






**FIG. 1**

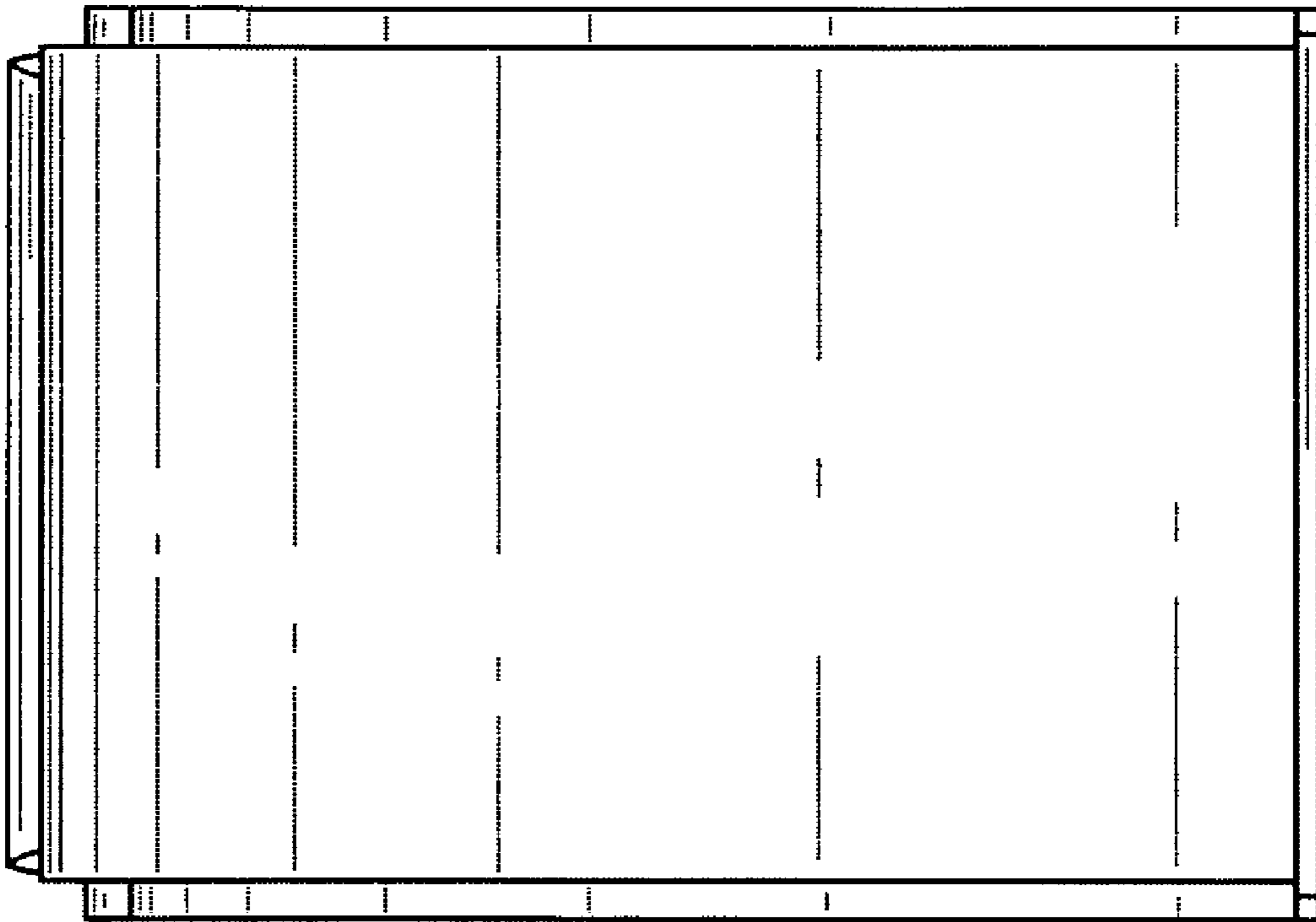


**FIG. 2**




**FIG. 3**

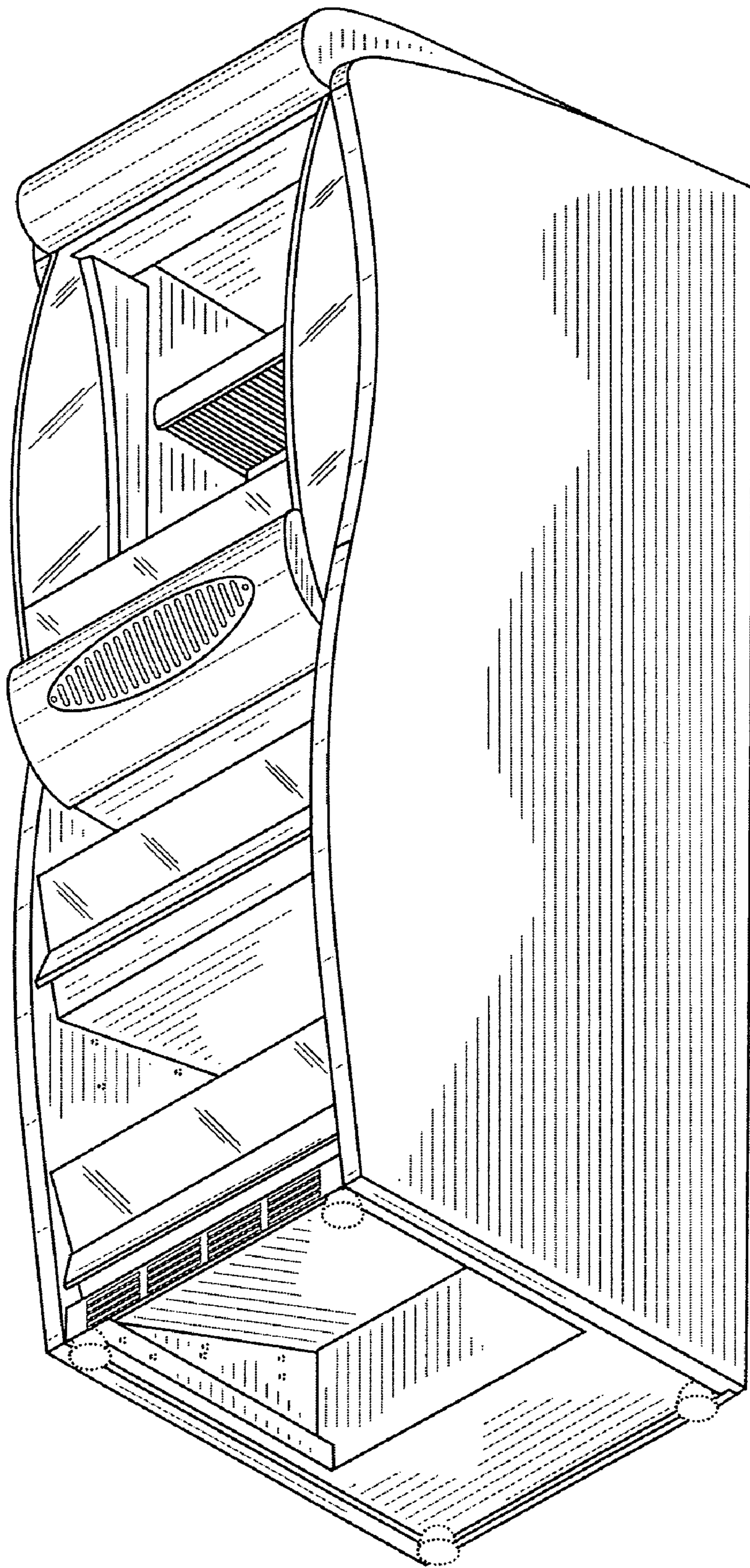




**FIG. 4**



**FIG. 5**



**FIG. 6**