



US00D593132S

(12) **United States Design Patent**
Kim

(10) **Patent No.:** **US D593,132 S**

(45) **Date of Patent:** **** May 26, 2009**

(54) **MP3 PLAYER**

(75) Inventor: **Han Kim**, Namyangju-si (KR)

(73) Assignee: **Samsung Electronics Co., Ltd.**,
Suwon-Si (KR)

(**) Term: **14 Years**

(21) Appl. No.: **29/327,009**

(22) Filed: **Oct. 29, 2008**

(51) **LOC (9) Cl.** **14-03**

(52) **U.S. Cl.** **D14/496**

(58) **Field of Classification Search** D14/496,
D14/401, 435, 474, 483, 217, 137, 138, 160,
D14/168, 356; 345/156, 169, 173-179, 905;
715/727-729, 864; 710/1, 5, 8; 713/1, 600;
455/1.1, 1.7, 73, 344-347, 93, 95, 3.01-3.06,
455/550.1, 573.1; 370/342-344; 369/1,
369/2, 6-12; 463/43-47; 273/148 B
See application file for complete search history.

(56) **References Cited**

U.S. PATENT DOCUMENTS

6,591,085	B1 *	7/2003	Grady	455/42
6,593,914	B1 *	7/2003	Nuovo et al.	345/169
D489,052	S *	4/2004	Shiraki et al.	D14/203.3
D509,833	S *	9/2005	Yang	D14/496
D525,987	S *	8/2006	Kim	D14/203.2
D533,876	S *	12/2006	Kim	D14/203.7
D539,811	S *	4/2007	Lee	D14/203.7

7,281,214	B2 *	10/2007	Fadell	715/745
D560,686	S *	1/2008	Kim	D14/496
D563,432	S *	3/2008	Kim	D14/496
D567,819	S *	4/2008	Devericks et al.	D14/496
D568,903	S *	5/2008	Seo	D14/496

* cited by examiner

Primary Examiner—Prabhakar Deshmukh

(74) *Attorney, Agent, or Firm*—Staas & Halsey LLP

(57) **CLAIM**

The ornamental design for an MP3 player, as shown and described.

DESCRIPTION

FIG. 1 is a perspective view of an MP3 player showing my new design;

FIG. 2 is a front elevational view thereof;

FIG. 3 is a rear elevational view thereof;

FIG. 4 is a left side elevational view thereof;

FIG. 5 is a right side elevational view thereof;

FIG. 6 is a top plan view thereof;

FIG. 7 is a bottom plan view thereof; and,

FIG. 8 is a perspective view of the MP3 player with a detachable antenna for a digital multimedia broadcasting.

The broken lines in FIG. 8 are for illustrative purpose only and form no part of the claimed design.

1 Claim, 7 Drawing Sheets

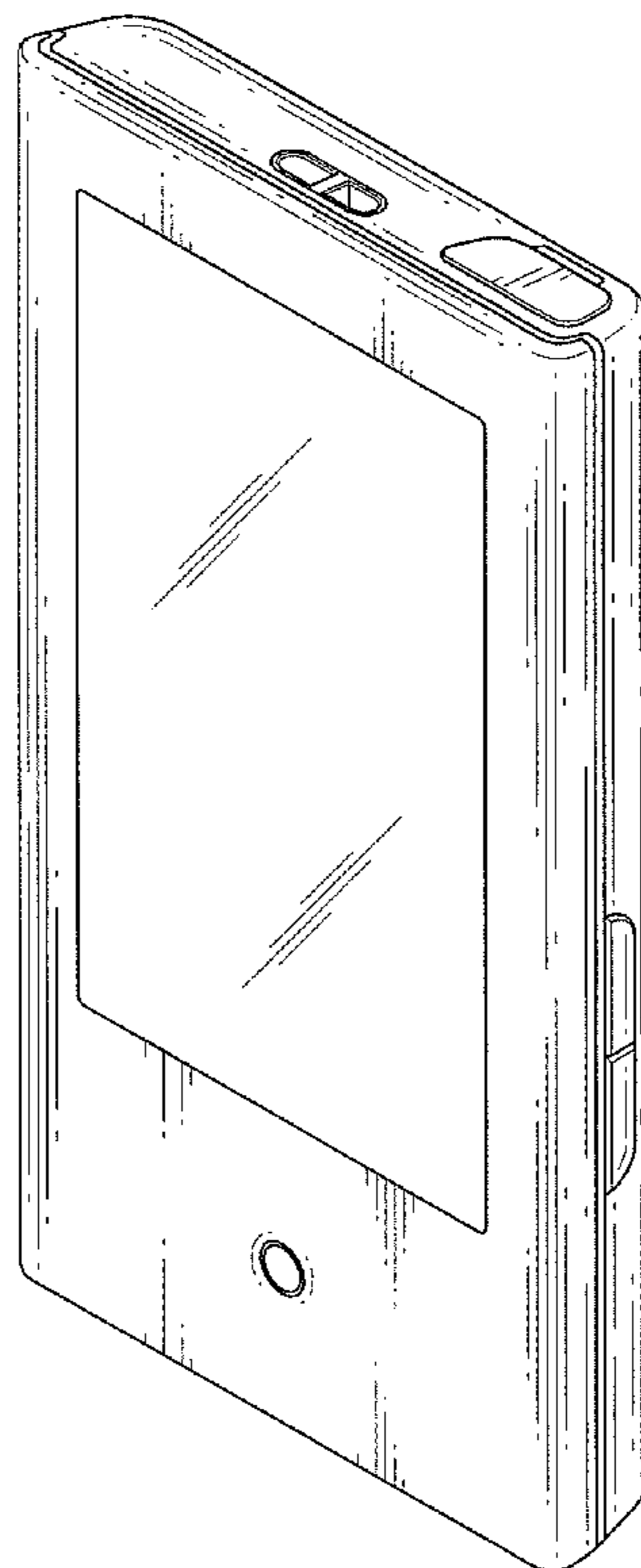


FIG.1

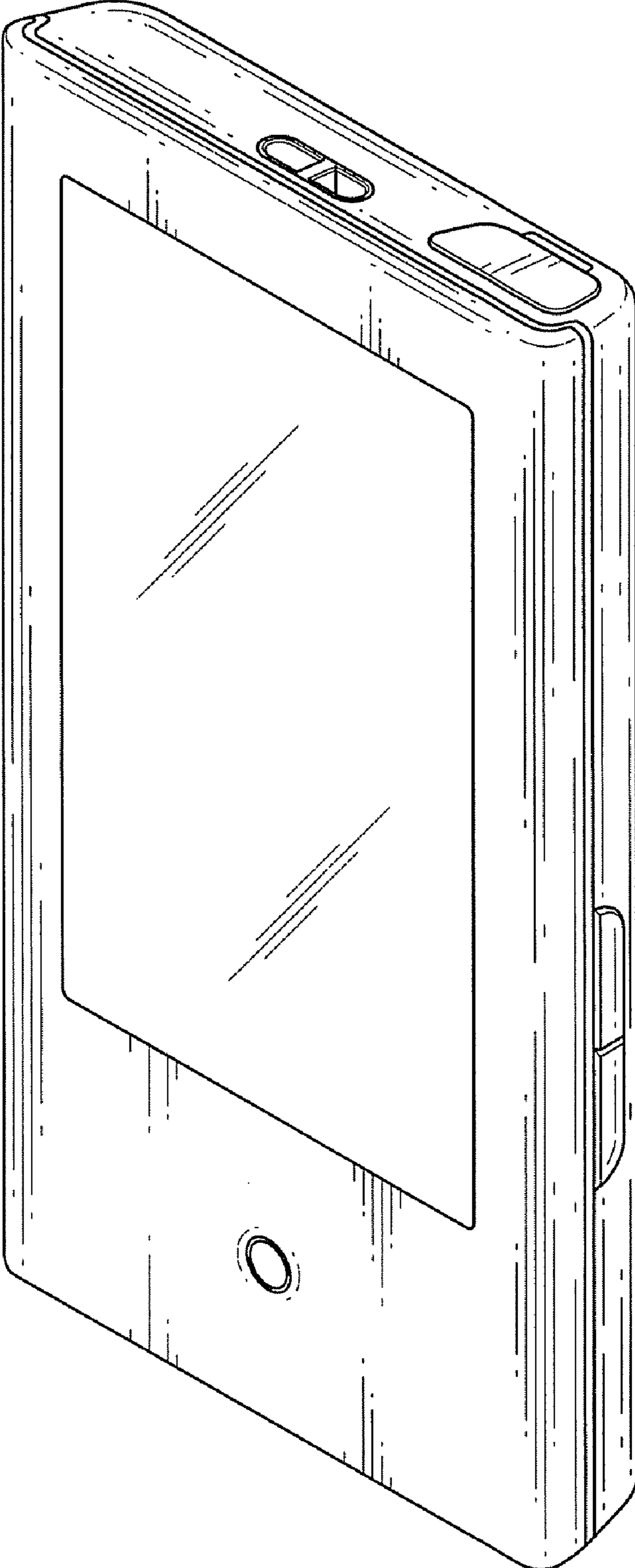


FIG.2

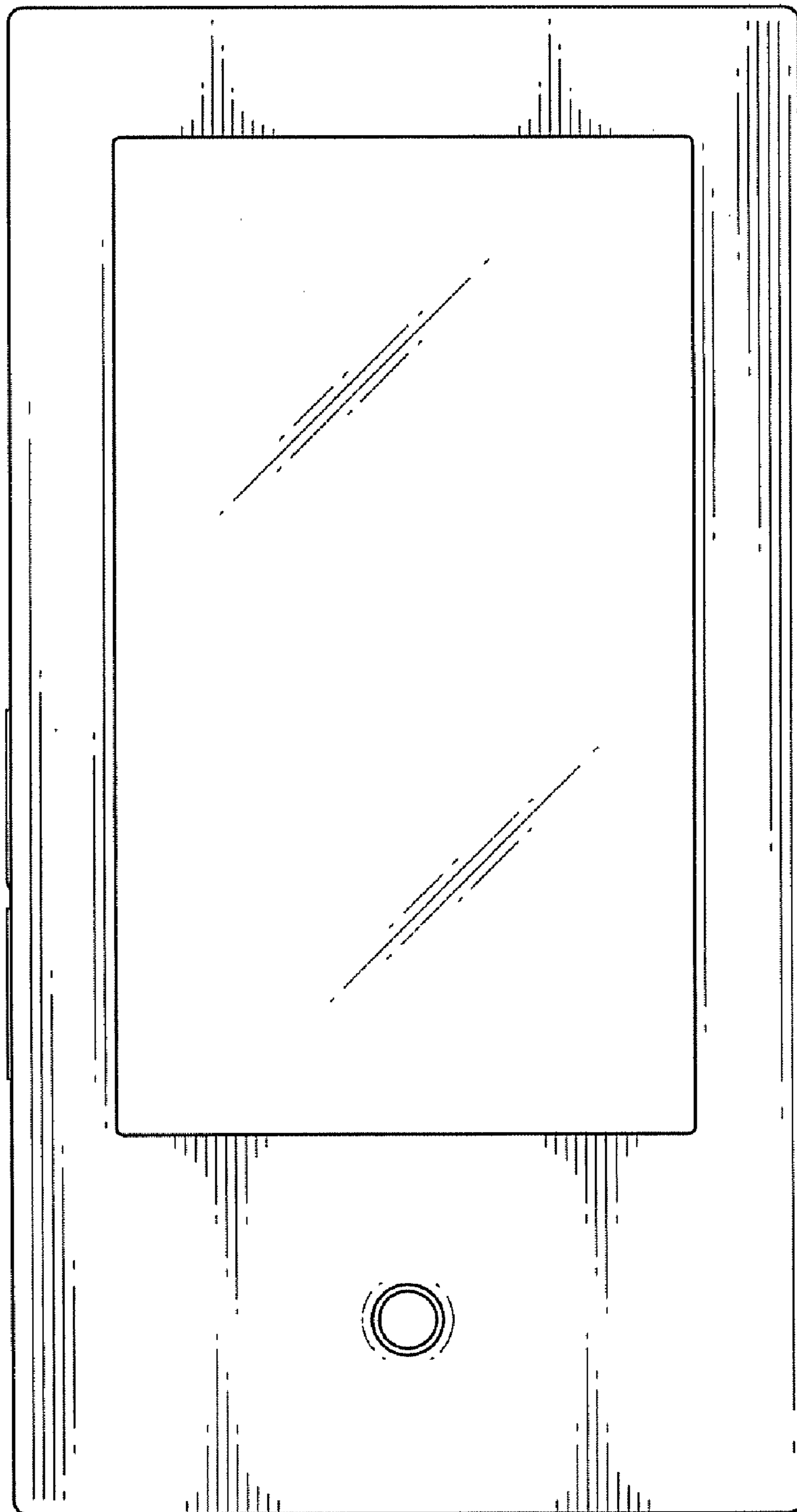


FIG.3

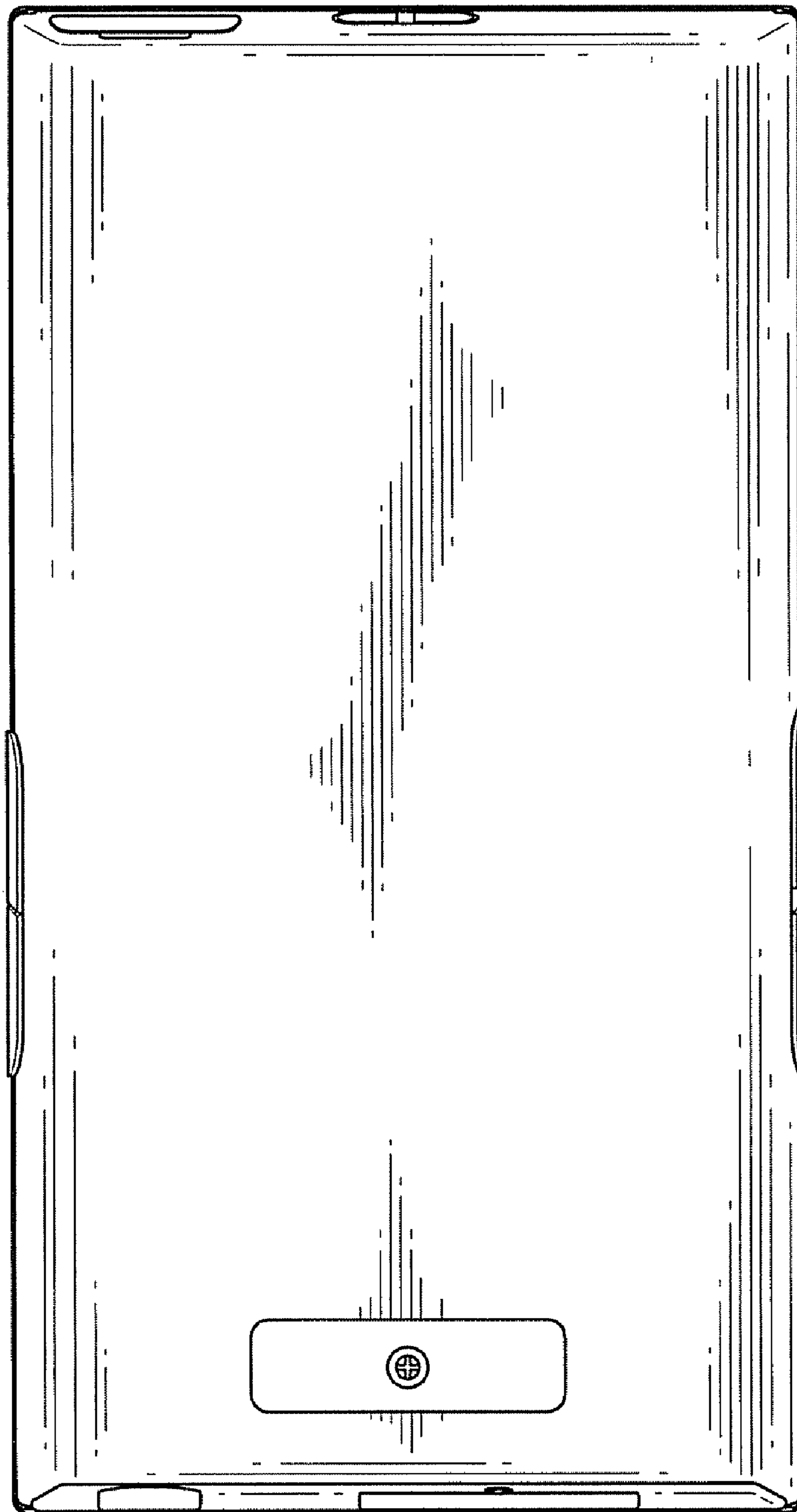


FIG.4

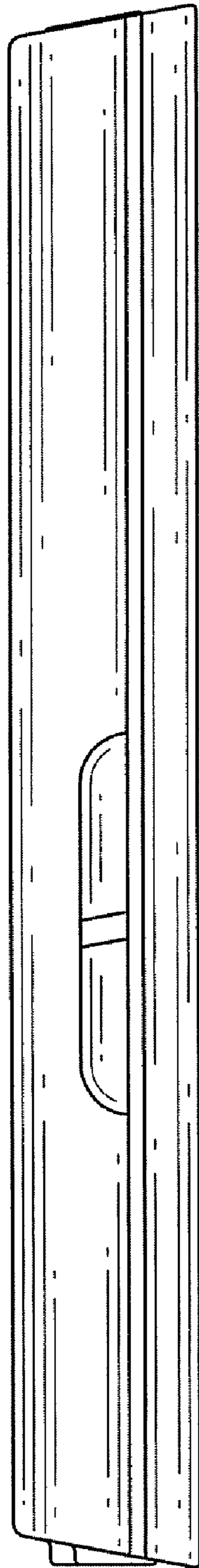


FIG.5

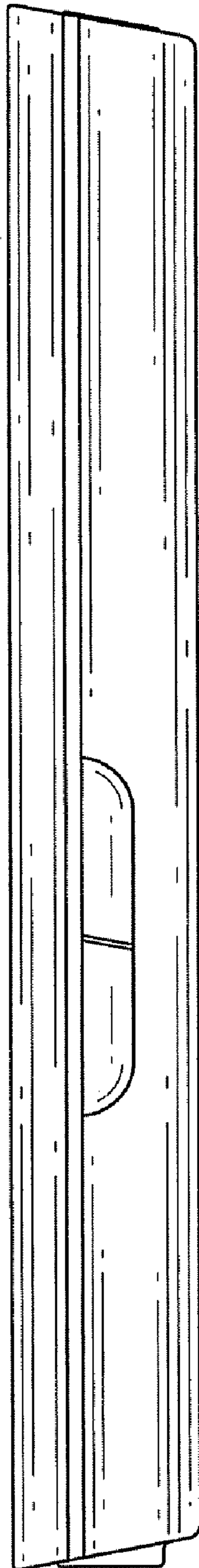


FIG.6

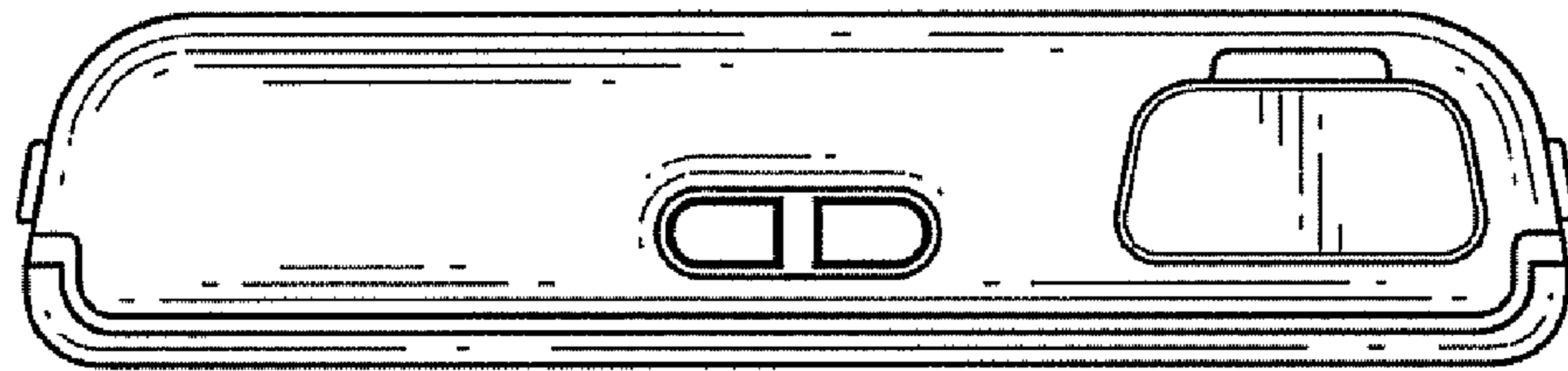


FIG.7

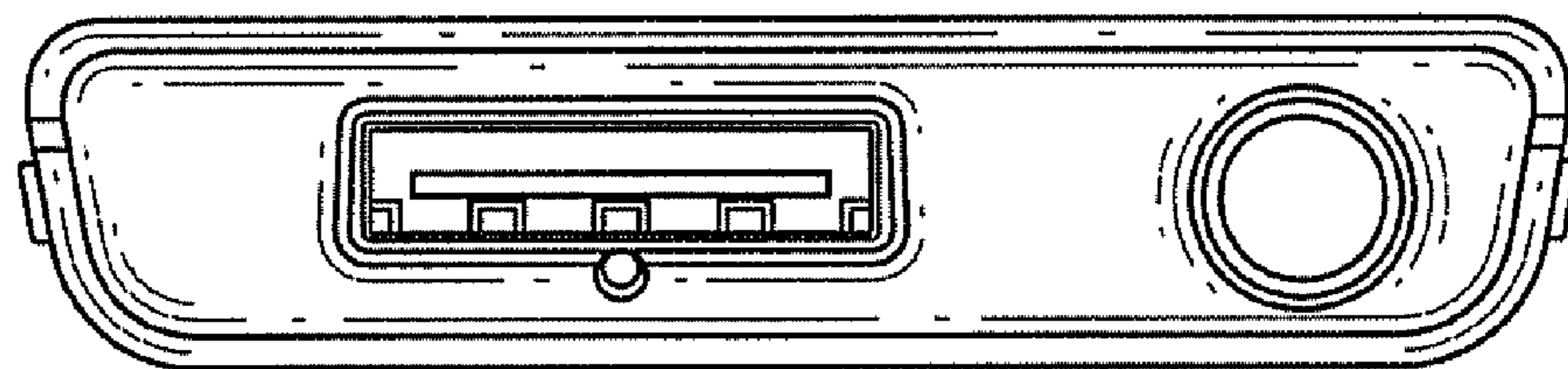


FIG.8

