



US00D593117S

(12) **United States Design Patent**
Lettau

(10) **Patent No.:** **US D593,117 S**

(45) **Date of Patent:** **** May 26, 2009**

(54) **USER INTERFACE FOR A DISPLAY SCREEN**

(75) Inventor: **Tyler Lettau**, Hercules, CA (US)

(73) Assignee: **Adobe Systems Incorporated**, San Jose, CA (US)

(**) Term: **14 Years**

(21) Appl. No.: **29/295,178**

(22) Filed: **Sep. 21, 2007**

(51) **LOC (9) Cl.** **32-00**

(52) **U.S. Cl.** **D14/488**

(58) **Field of Classification Search** D14/485-495;
715/700-705, 716, 727, 730, 748, 750, 751,
715/760-762, 775-781, 786, 787, 808-810,
715/832-846, 863-867, 973-977

See application file for complete search history.

(56) **References Cited**

U.S. PATENT DOCUMENTS

D402,283 S *	12/1998	Anderson et al.	D14/486
D427,574 S *	7/2000	Sawada et al.	D14/486
D450,324 S *	11/2001	Istvan et al.	D14/486
D486,834 S *	2/2004	Allen et al.	D14/486
D494,187 S *	8/2004	Emig et al.	D14/486
D523,440 S *	6/2006	Hernandez et al.	D14/486
D548,742 S *	8/2007	Fletcher	D14/485
D554,654 S *	11/2007	Waldeck	D14/486
D569,873 S *	5/2008	Borovsky	D14/487
D570,363 S *	6/2008	Ulm et al.	D14/487
D570,364 S *	6/2008	Myers et al.	D14/487
D570,365 S *	6/2008	Borovsky	D14/487
D570,866 S *	6/2008	Borovsky et al.	D14/487
D574,010 S *	7/2008	Borovsky et al.	D14/487
D578,133 S *	10/2008	Jasinski	D14/486
D578,543 S *	10/2008	Ulm et al.	D14/487

D579,020 S * 10/2008 Aliaga D14/485

* cited by examiner

Primary Examiner—Cathron C Brooks

Assistant Examiner—Deanna Fluegeman

(74) *Attorney, Agent, or Firm*—Schwegman, Lundberg & Woessner, P.A.

(57) **CLAIM**

The ornamental design for a user interface for a display screen, as shown and described.

DESCRIPTION

FIG. 1 is a front view of a portion of a user interface for a display screen, according an example embodiment and showing our new design, with the portion of the user interface having a first appearance state;

FIG. 2 is a front view of the portion of the user interface, according to the example embodiment, having a second appearance state;

FIG. 3 is a front view of the portion of the user interface, according to the example embodiment, having a third appearance state; and,

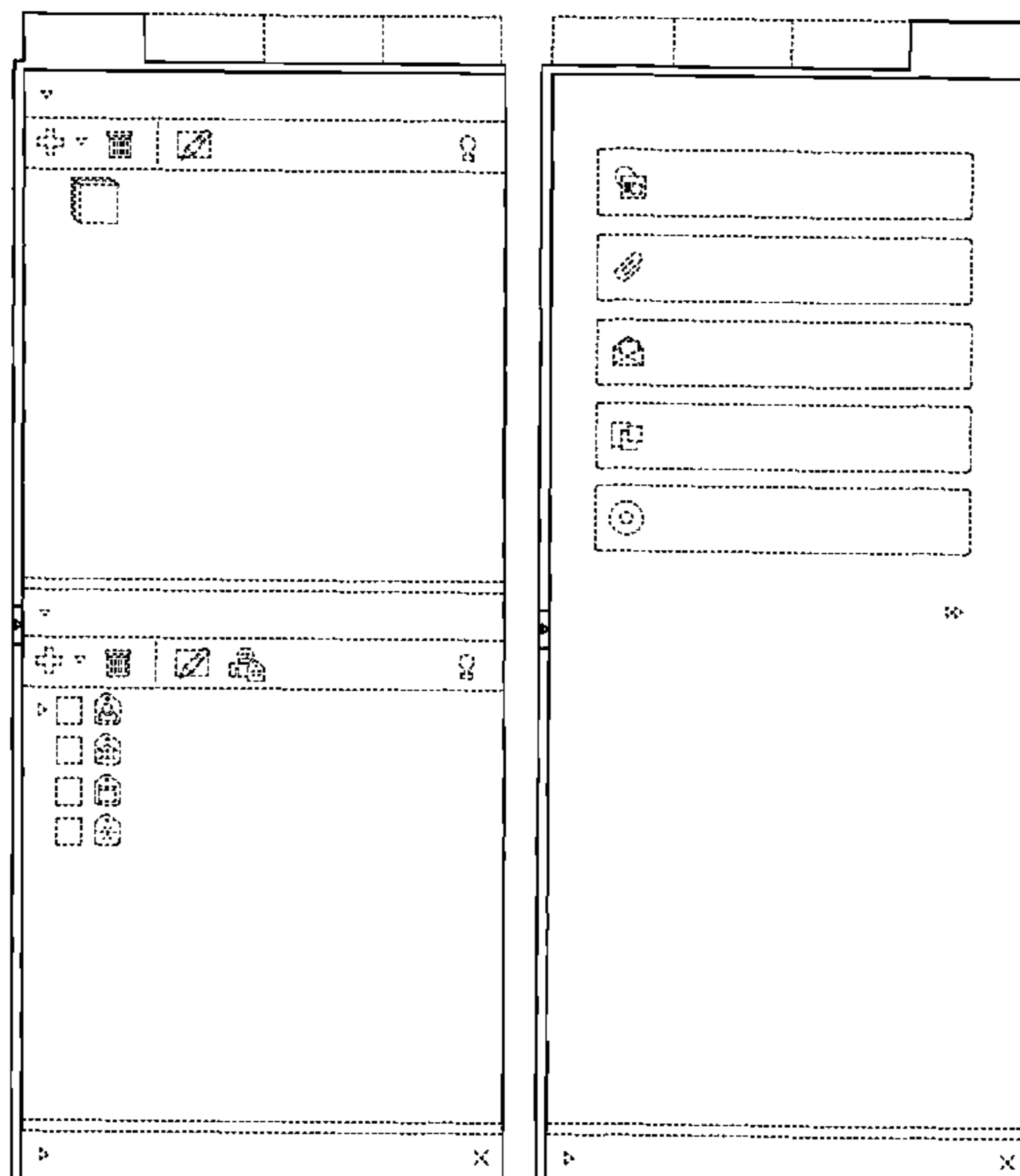
FIG. 4 is a front view of the portion of the user interface, according to the example embodiment, having a fourth appearance state.

The appearances of the portion of the example user interface are shown by the representative consecutive appearance states in FIGS. 1-4.

The broken line showing of display screens, windows, and various graphical representations is for illustrative purposes only and forms no part of the claimed design.

The subject matter in this application includes a process or period in which an image changes into another image. This process or period forms no part of the claimed design.

1 Claim, 4 Drawing Sheets



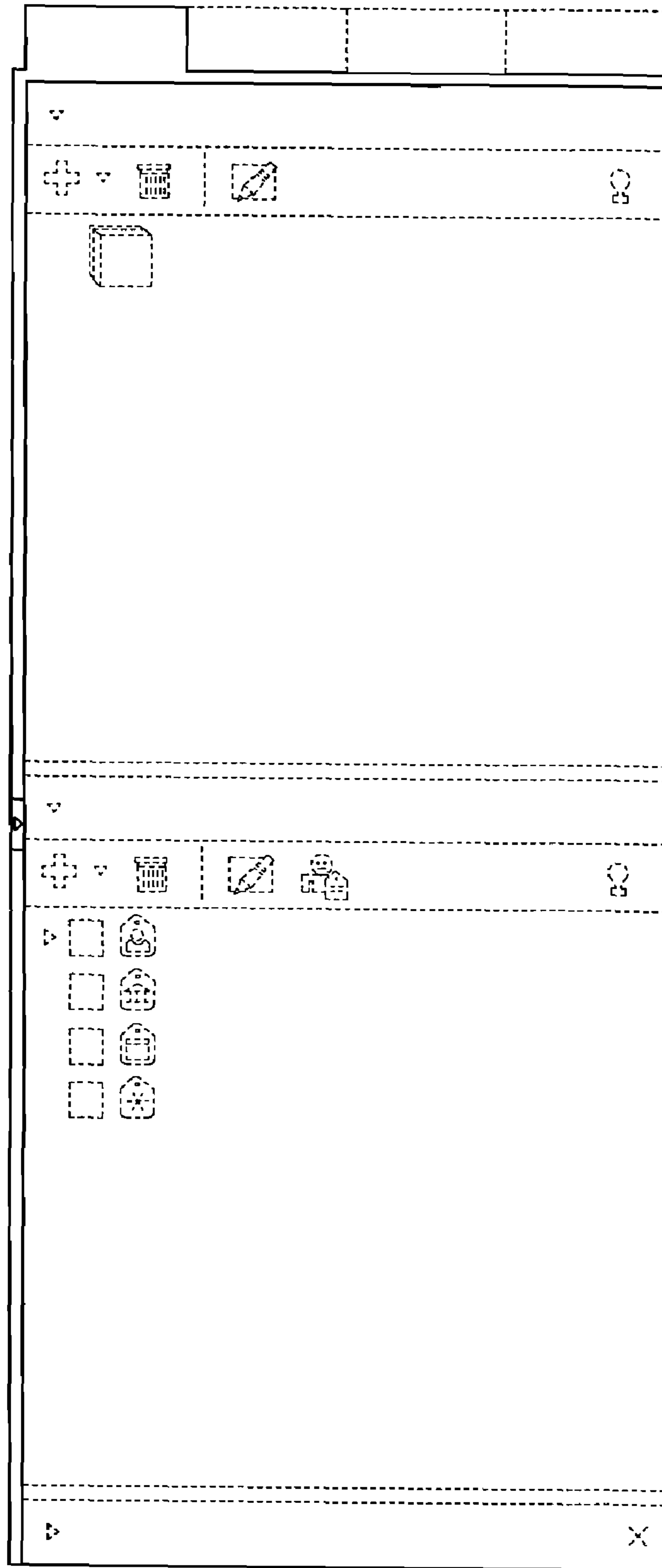


FIG. 1

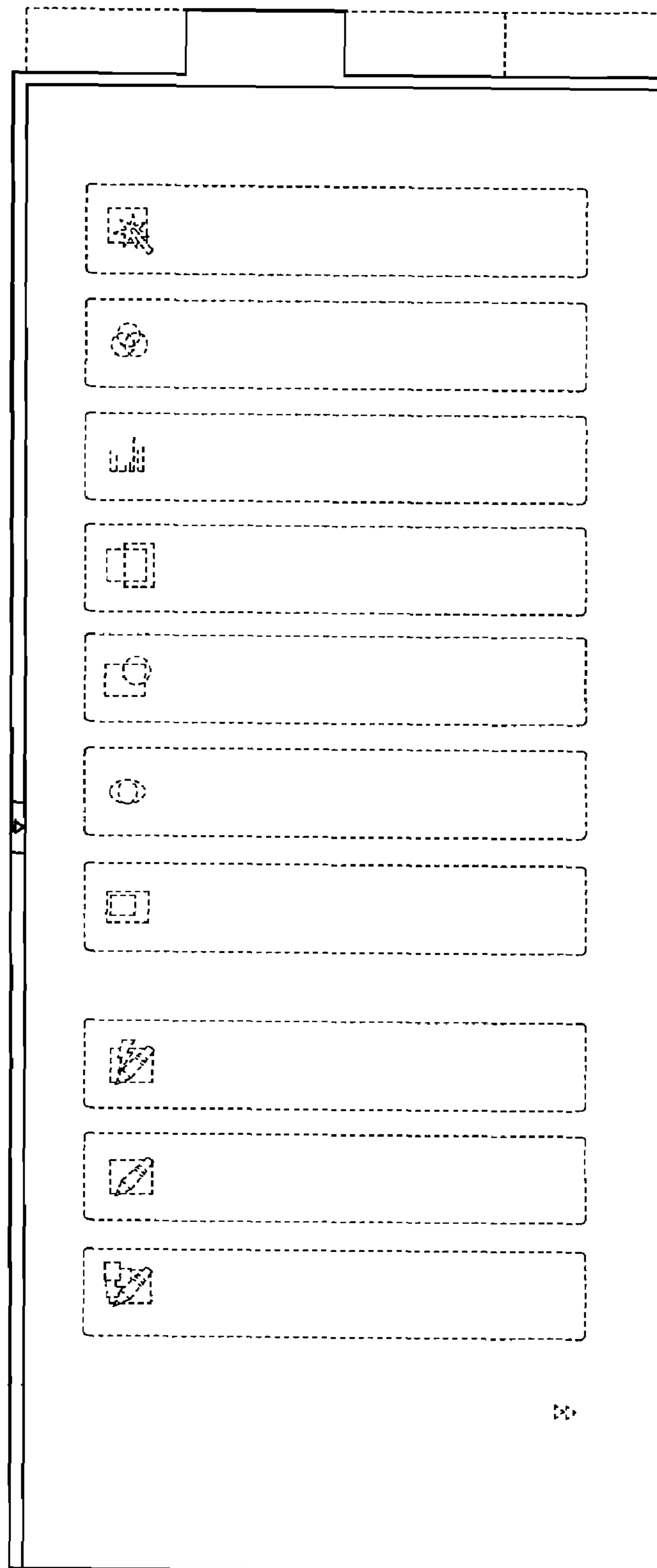


FIG. 2

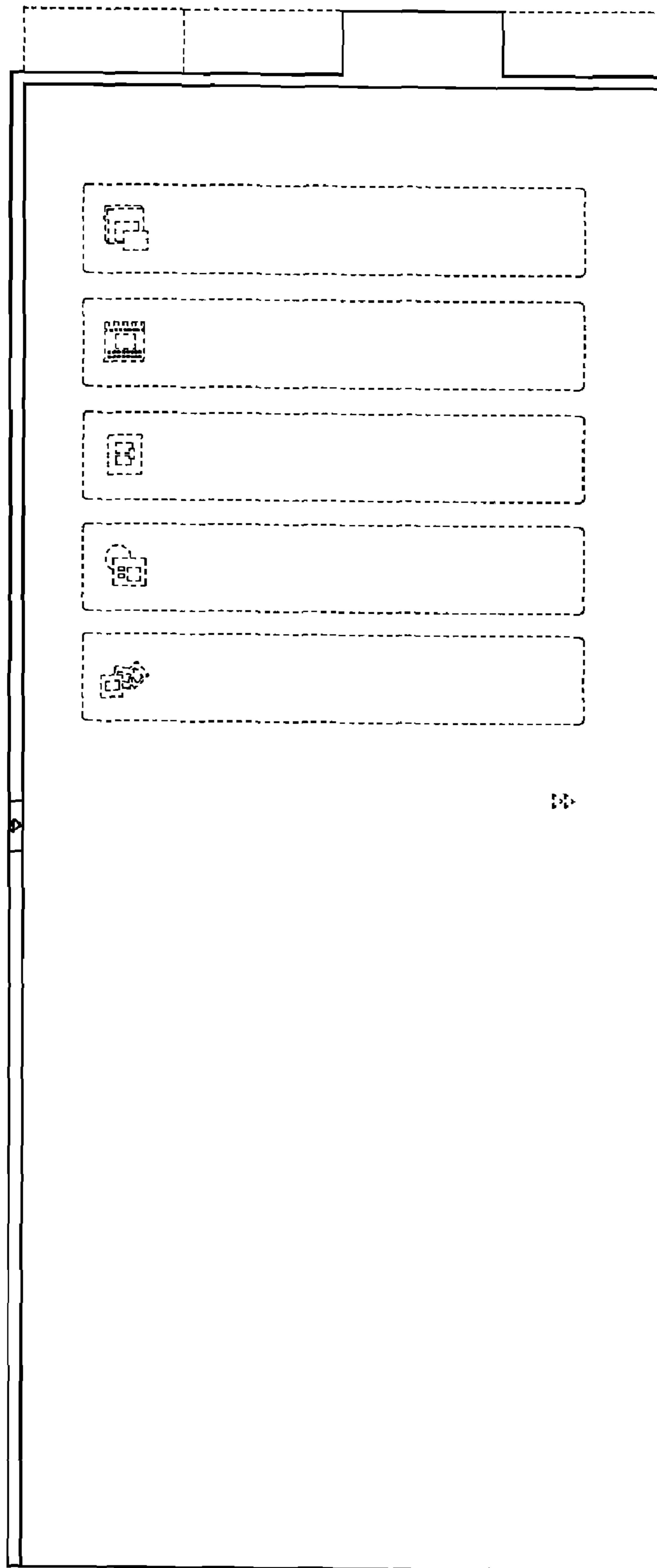


FIG. 3

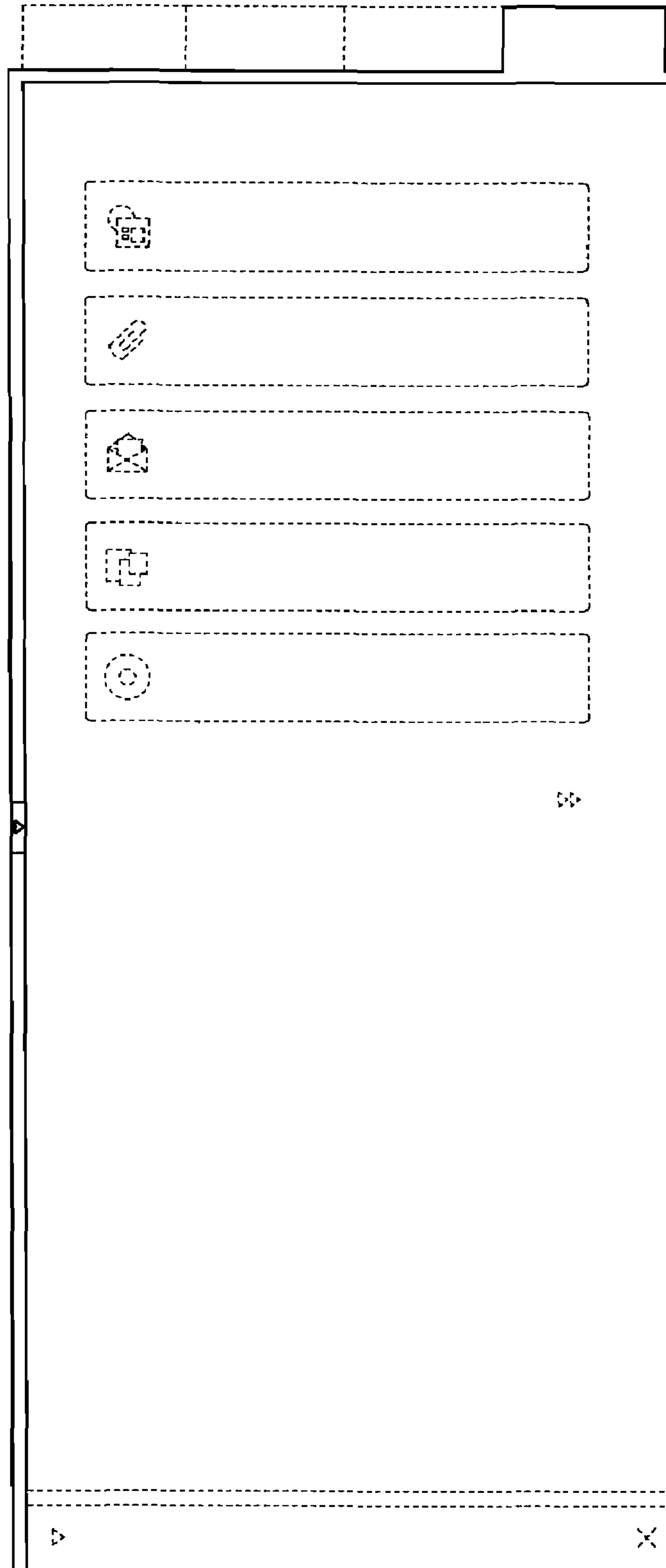


FIG. 4