



US00D593116S

(12) **United States Design Patent**
Garcia et al.

(10) **Patent No.:** **US D593,116 S**

(45) **Date of Patent:** **** May 26, 2009**

(54) **GRAPHIC USER INTERFACE FOR A DISPLAY SCREEN**

(75) Inventors: **Mario Garcia**, Taoyuan (TW); **Micah Shotel**, Taoyuan (TW)

(73) Assignee: **HTC Corporation**, Taoyuan County (TW)

(**) Term: **14 Years**

(21) Appl. No.: **29/317,189**

(22) Filed: **Apr. 24, 2008**

(51) **LOC (9) Cl.** **32-00**

(52) **U.S. Cl.** **D14/487**

(58) **Field of Classification Search** D14/485–495;
715/700–705, 716, 727, 730, 748, 750, 751,
715/760–762, 775–781, 786, 787, 808–810,
715/832–846, 863–867, 973–977

See application file for complete search history.

(56) **References Cited**

U.S. PATENT DOCUMENTS

D450,058	S	*	11/2001	Istvan et al.	D14/486
D450,711	S	*	11/2001	Istvan et al.	D14/486
D453,767	S	*	2/2002	Istvan et al.	D14/486
D453,936	S	*	2/2002	Istvan et al.	D14/486
D470,857	S	*	2/2003	Anderson et al.	D14/485
D475,719	S	*	6/2003	Horie	D14/488
7,051,291	B2	*	5/2006	Sciammarella et al.	715/838
D535,657	S	*	1/2007	Ording	D14/487
D558,221	S	*	12/2007	Nagata et al.	D14/488
D559,857	S	*	1/2008	Van Dongen	D14/488
D570,364	S	*	6/2008	Myers et al.	D14/487
D571,821	S	*	6/2008	Amacker	D14/488

D573,605	S	*	7/2008	Amacker	D14/488
D575,793	S	*	8/2008	Ording	D14/486
7,434,177	B1	*	10/2008	Ording et al.	715/862
7,437,005	B2	*	10/2008	Drucker et al.	715/784

* cited by examiner

Primary Examiner—Cathron C Brooks

Assistant Examiner—Deanna Fluegeman

(74) *Attorney, Agent, or Firm*—Jianq Chyun IP Office

(57) **CLAIM**

The ornamental design for a graphic user interface for a display screen, as shown and described.



DESCRIPTION

FIG. 1 is a front view of a user interface for a display screen. FIG. 2 is a front view of an alternative configuration thereof. FIG. 3 is a front view of an alternative configuration thereof. FIG. 4 is a front view of an alternative configuration thereof. FIG. 5 is a front view of an alternative configuration thereof. FIG. 6 is a front view of an alternative configuration thereof. FIG. 7 is a front view of an alternative configuration thereof. FIG. 8 is a front view of an alternative configuration thereof. FIG. 9 is a front view of an alternative configuration thereof; and,

FIG. 10 is a front view of an alternative configuration thereof. The portion of the display screen shown in broken lines forms no part of the claimed design.

The portions of the graphic user interface shown in broken lines forms no part of the claimed design.

1 Claim, 10 Drawing Sheets






FIG. 1




FIG. 2

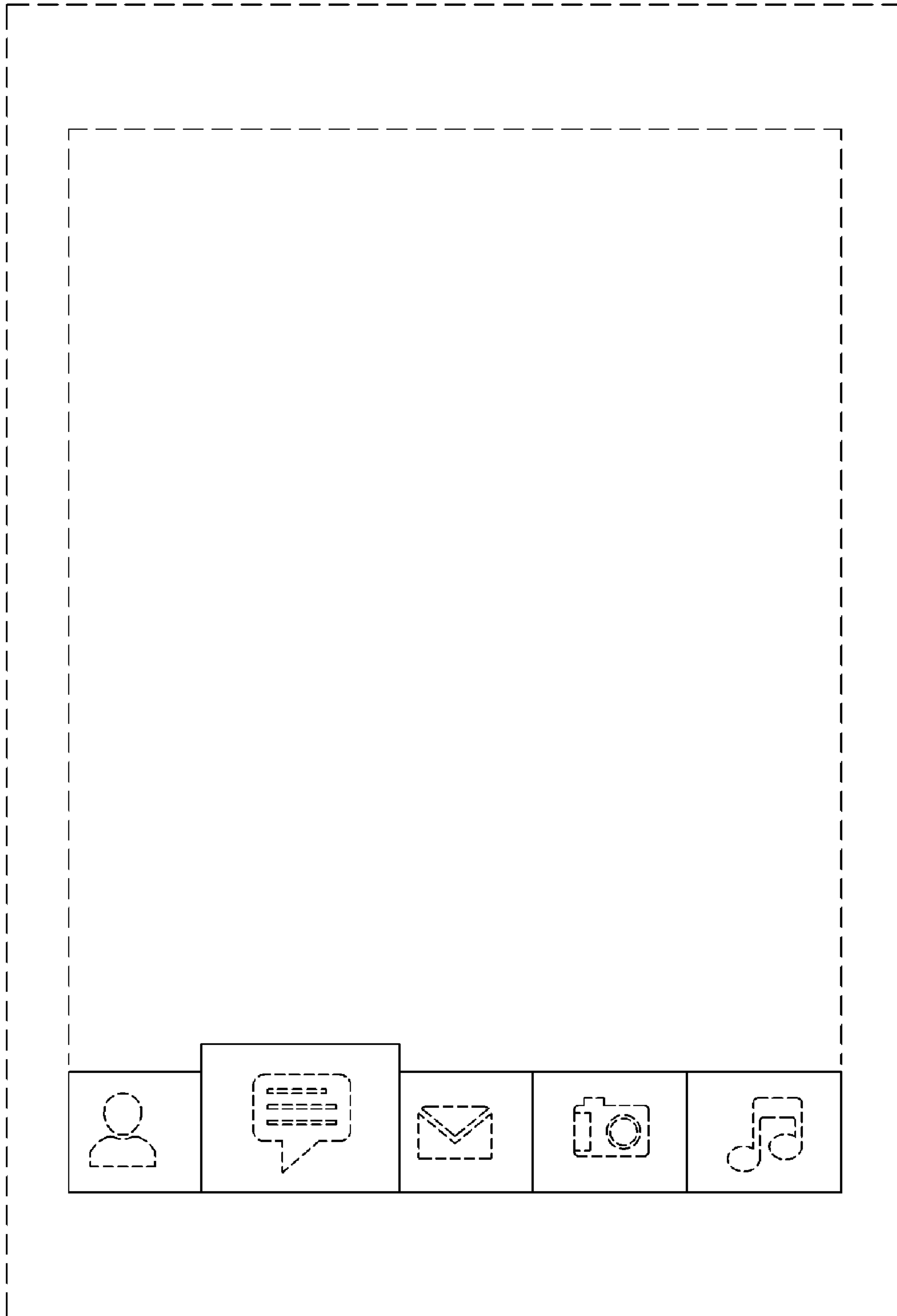


FIG. 3




FIG. 4




FIG. 5




FIG. 6

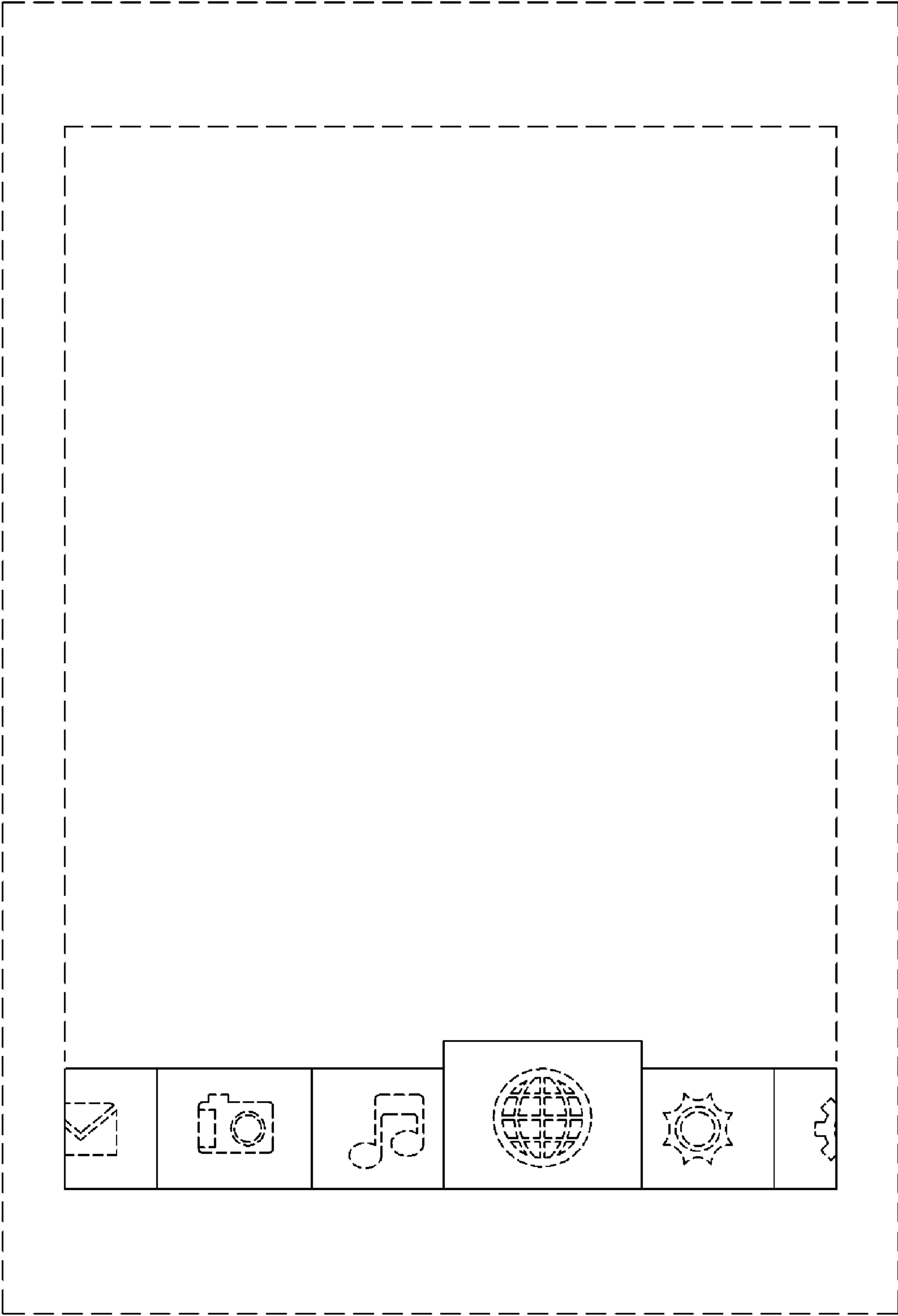


FIG. 7




FIG. 8




FIG. 9




FIG. 10