

US00D593107S

(12) **United States Design Patent**
Shimoda et al.

(10) **Patent No.:** **US D593,107 S**

(45) **Date of Patent:** **** May 26, 2009**

(54) **GRAPHIC USER INTERFACE FOR A
DIGITAL AUDIO DISC PLAYER**

(75) Inventors: **Yoshiya Shimoda**, Yokohama (JP);
Hiroshi Yamamoto, Yokohama (JP)

(73) Assignee: **Victor Company of Japan, Limited**,
Yokohama-shi (JP)

(**) Term: **14 Years**

(21) Appl. No.: **29/309,101**

(22) Filed: **Jun. 23, 2008**

(30) **Foreign Application Priority Data**

Dec. 28, 2007 (JP) D2007-036223

(51) **LOC (9) Cl.** **14-04**

(52) **U.S. Cl.** **D14/485**

(58) **Field of Classification Search** D14/485-95;
D18/24-33; D20/6, 52; D21/324-33; 715/700-867,
715/973-77

See application file for complete search history.

(56) **References Cited**

U.S. PATENT DOCUMENTS

- D435,257 S * 12/2000 Woods D14/485
- D466,129 S * 11/2002 Bungert D14/489
- D474,197 S * 5/2003 Nguyen D14/486
- D485,279 S * 1/2004 DeCombe D14/486
- D492,695 S * 7/2004 Suzuki et al. D14/489

- D493,177 S * 7/2004 Retuta et al. D14/486
- D505,135 S * 5/2005 Sapp et al. D14/489
- D507,002 S * 7/2005 Retuta et al. D14/486
- D511,524 S * 11/2005 Retuta et al. D14/486
- D523,441 S * 6/2006 Sapp et al. D14/486
- D529,038 S * 9/2006 Sapp et al. D14/486
- D534,541 S * 1/2007 Retuta et al. D14/486
- D534,915 S * 1/2007 Retuta et al. D14/486
- D561,193 S * 2/2008 O'Mullan et al. D14/489

* cited by examiner

Primary Examiner—Melanie H Tung

(74) *Attorney, Agent, or Firm*—The Nath Law Group; Jerald L. Meyer; Derek Richmond

(57) **CLAIM**

The ornamental design for a graphic user interface for a digital audio disc player, as shown and described.

DESCRIPTION

FIG. 1 is a front view of a graphic user interface for a digital audio disc player;

FIG. 2 is a front view of a second embodiment thereof;

FIG. 3 is a front view of a third embodiment thereof;

FIG. 4 is a front view of a fourth embodiment thereof; and,

FIG. 5 is a front view of a fifth embodiment thereof.

The broken line drawing of a digital audio disc player in all views is for illustrative purposes only and forms no part of the claimed design.

1 Claim, 3 Drawing Sheets

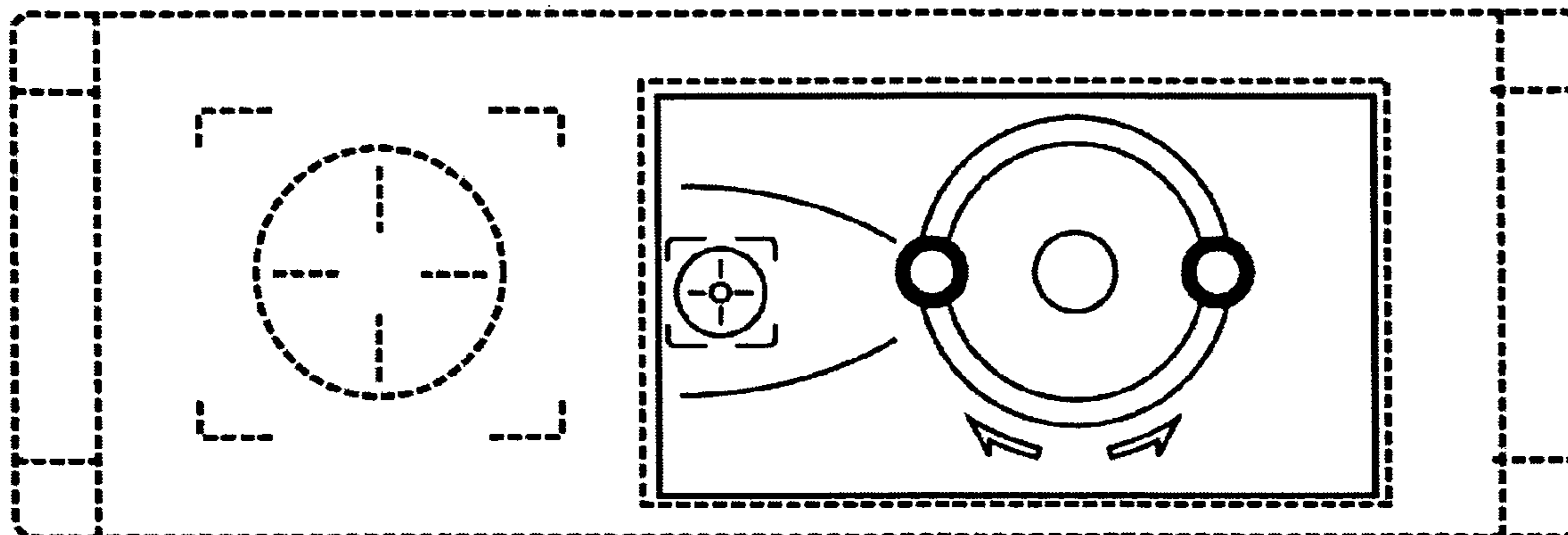


Fig.1

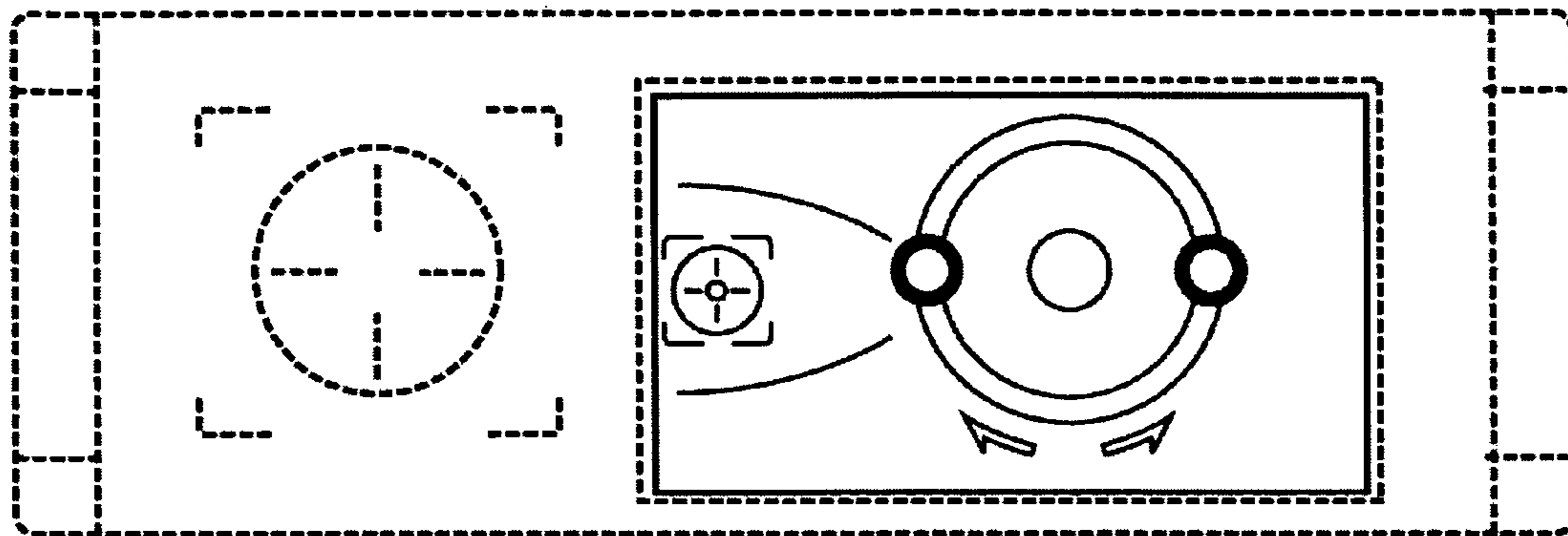


Fig.2

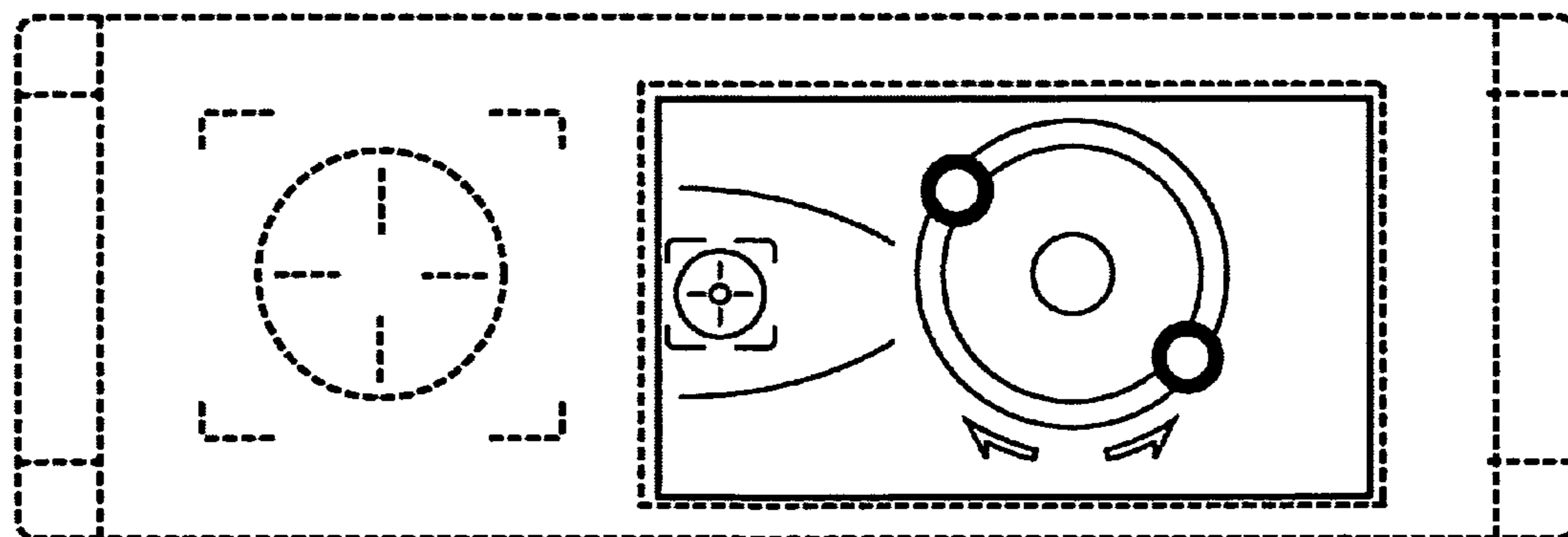


Fig.3

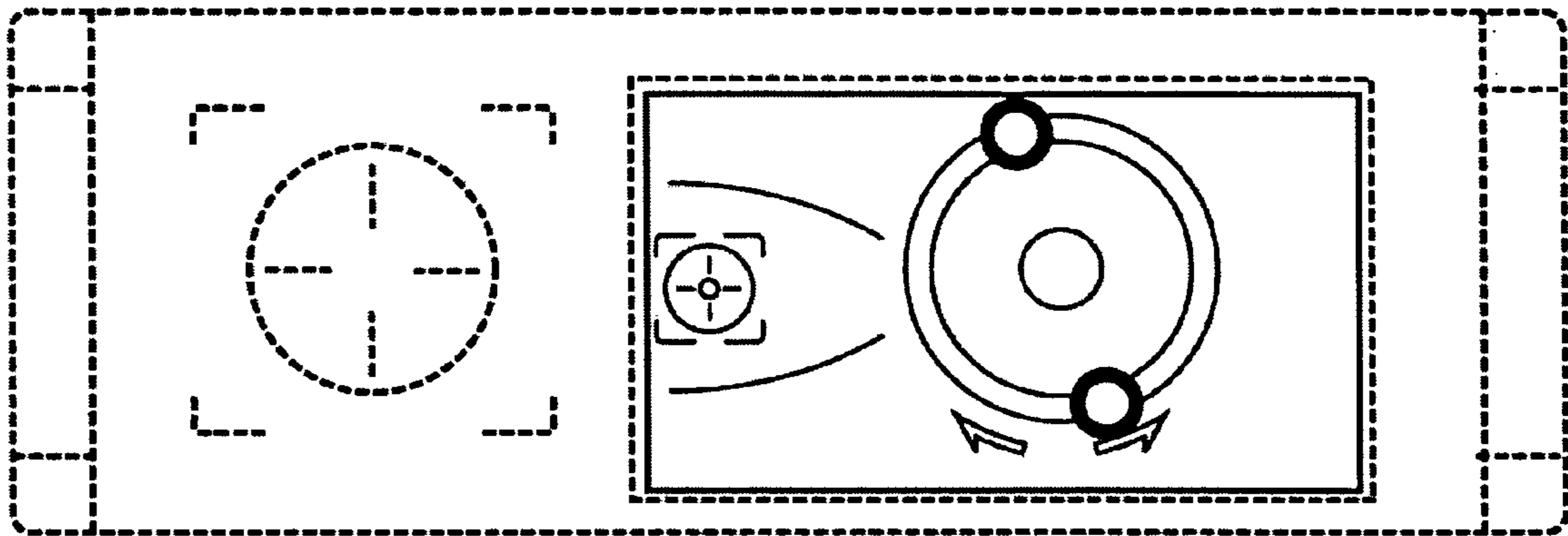


Fig.4

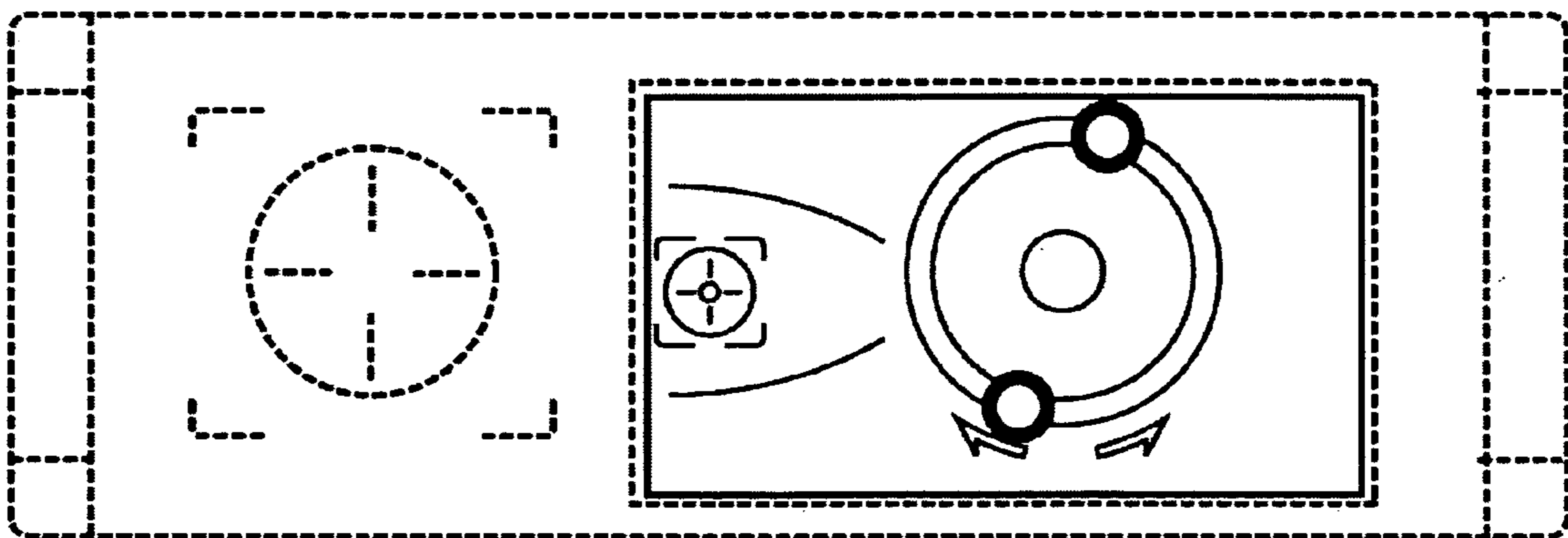


Fig.5

