

US00D593094S

(12) **United States Design Patent**  
**Chatterjee et al.**

(10) **Patent No.:** **US D593,094 S**  
(45) **Date of Patent:** **\*\* May 26, 2009**

(54) **COMPUTER INPUT DEVICE DONGLE  
HOLDER**

(75) Inventors: **Monique Chatterjee**, Seattle, WA (US);  
**Jonah Becker**, San Francisco, CA (US);  
**Claude Zellweger**, San Francisco, CA  
(US); **Audrey Louchart**, San Francisco,  
CA (US)

(73) Assignee: **Microsoft Corporation**, Redmond, WA  
(US)

(\*\*) Term: **14 Years**

(21) Appl. No.: **29/299,873**

(22) Filed: **Jan. 6, 2008**

(51) **LOC (9) Cl.** ..... **14-02**

(52) **U.S. Cl.** ..... **D14/402**

(58) **Field of Classification Search** ..... D14/402-410,  
D14/356, 388, 389, 383-385, 417, 426; 345/156-167;  
463/36-38; 358/471, 473

See application file for complete search history.

(56) **References Cited**

U.S. PATENT DOCUMENTS

5,212,567	A	5/1993	Kawai et al.	
D336,900	S *	6/1993	Pfeifer	D14/407
D340,923	S *	11/1993	Tso	D14/407
D340,924	S *	11/1993	Tso	D14/407
D349,688	S *	8/1994	Holbrook	D13/162
D368,080	S *	3/1996	Aeschbacher et al.	D14/407
D372,908	S *	8/1996	Aeschbacher et al.	D14/407
D375,729	S	11/1996	Aeschbacher et al.	
D385,263	S *	10/1997	Taylor	D14/407
D385,540	S	10/1997	Taylor	
D437,854	S *	2/2001	Han et al.	D14/402
6,304,249	B1 *	10/2001	Derocher et al.	345/163

D453,503	S	2/2002	Fitzsimmons et al.	
D458,261	S	6/2002	Tsai	
D478,908	S *	8/2003	Morisawa	D14/402
6,636,198	B1	10/2003	Gross et al.	
D493,796	S	8/2004	Lin et al.	
D495,711	S *	9/2004	Willat et al.	D14/402
D507,573	S	7/2005	Wang et al.	
D534,535	S	1/2007	Tzeng et al.	
D545,822	S	7/2007	Murakami	
D552,608	S *	10/2007	Seiber et al.	D14/407
7,304,636	B2 *	12/2007	Willat et al.	345/163
7,305,224	B2 *	12/2007	Chen et al.	345/163
7,333,086	B2 *	2/2008	Huang et al.	345/163
D563,252	S *	3/2008	Minta	D14/402
7,379,051	B2 *	5/2008	Yin et al.	345/156
7,479,945	B2 *	1/2009	Lu	345/163
7,499,028	B2 *	3/2009	Eichenberger et al.	345/163

\* cited by examiner

*Primary Examiner*—Cathron C Brooks

*Assistant Examiner*—Deanna Fluegeman

(74) *Attorney, Agent, or Firm*—Banner & Witcoff, Ltd

(57) **CLAIM**

The ornamental design for a computer input device dongle holder, as shown and described.

**DESCRIPTION**

FIG. 1 is a perspective view of a computer input device dongle holder showing the new design.

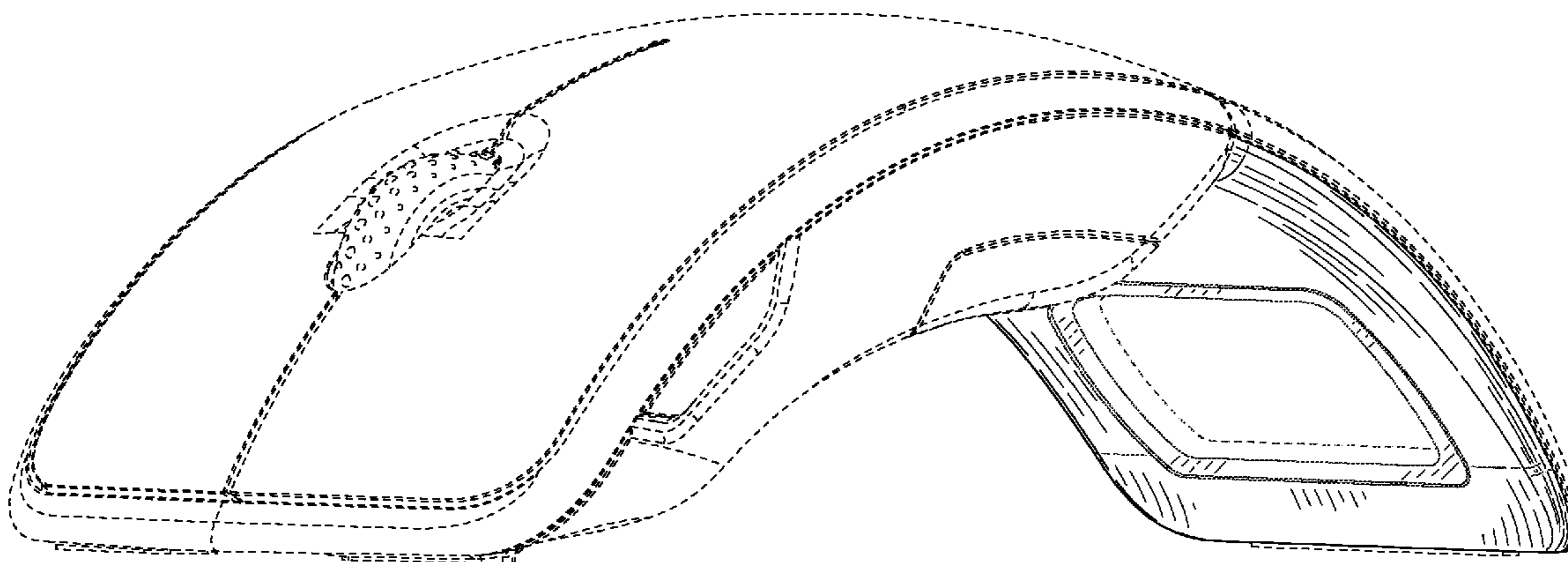
FIG. 2 is a first side view thereof.

FIG. 3 is a second side view thereof; and,

FIG. 4 is a front view thereof.

The unshaded regions shown in broken lines form no part of the claimed design. Unseen portions of the device form no part of the claimed design.

**1 Claim, 3 Drawing Sheets**



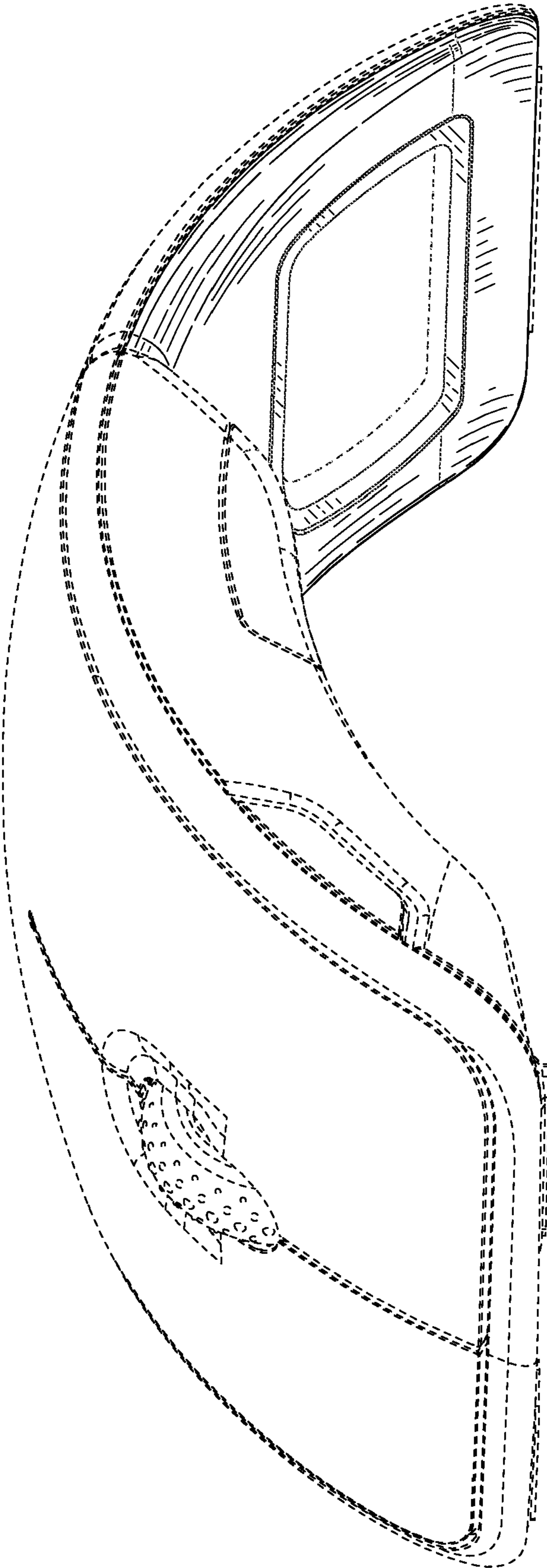


FIG. 1

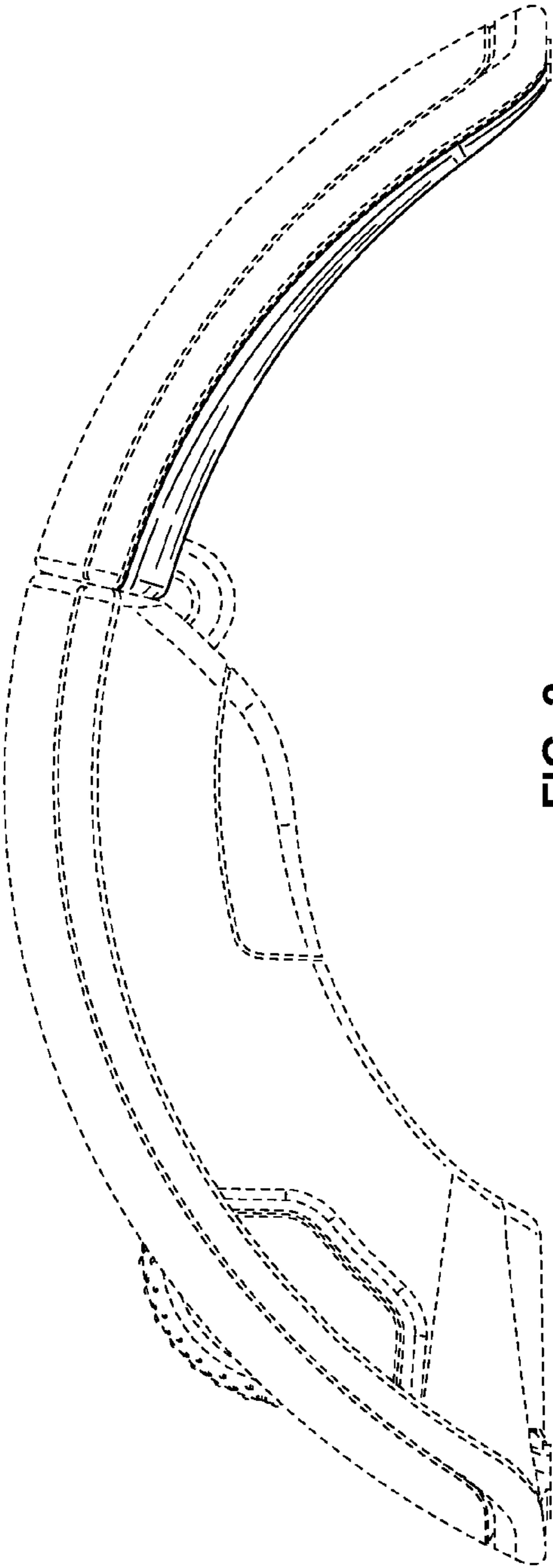


FIG. 2

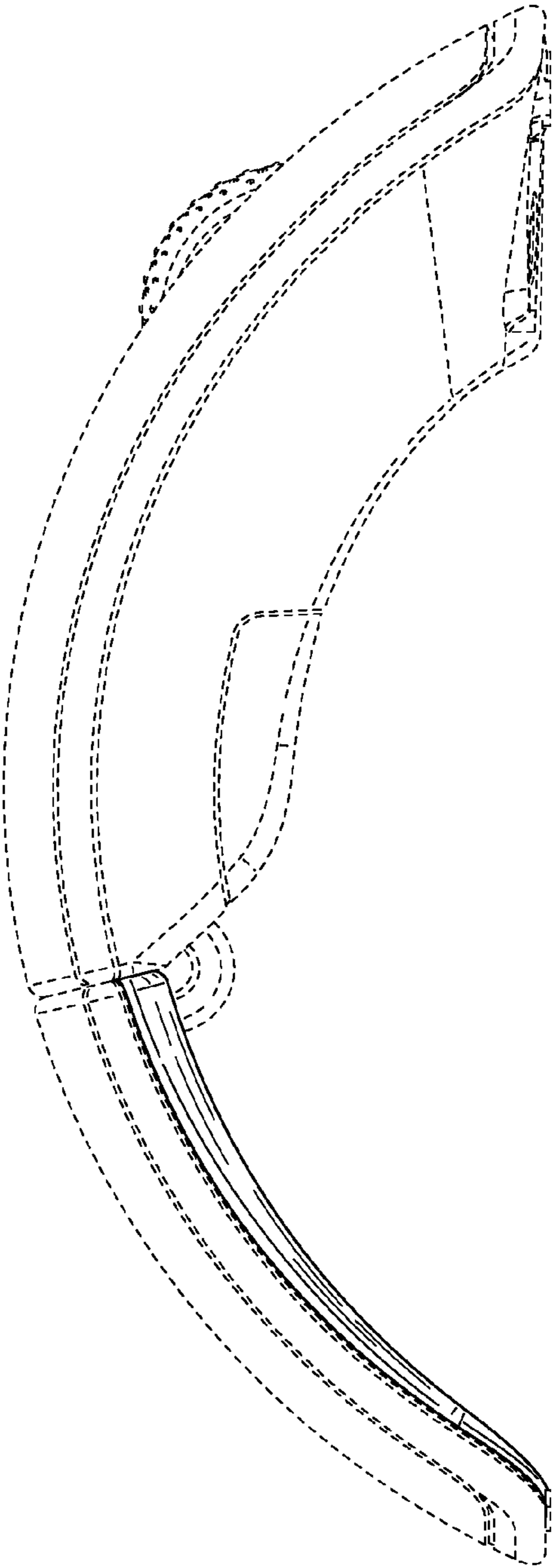


FIG. 3

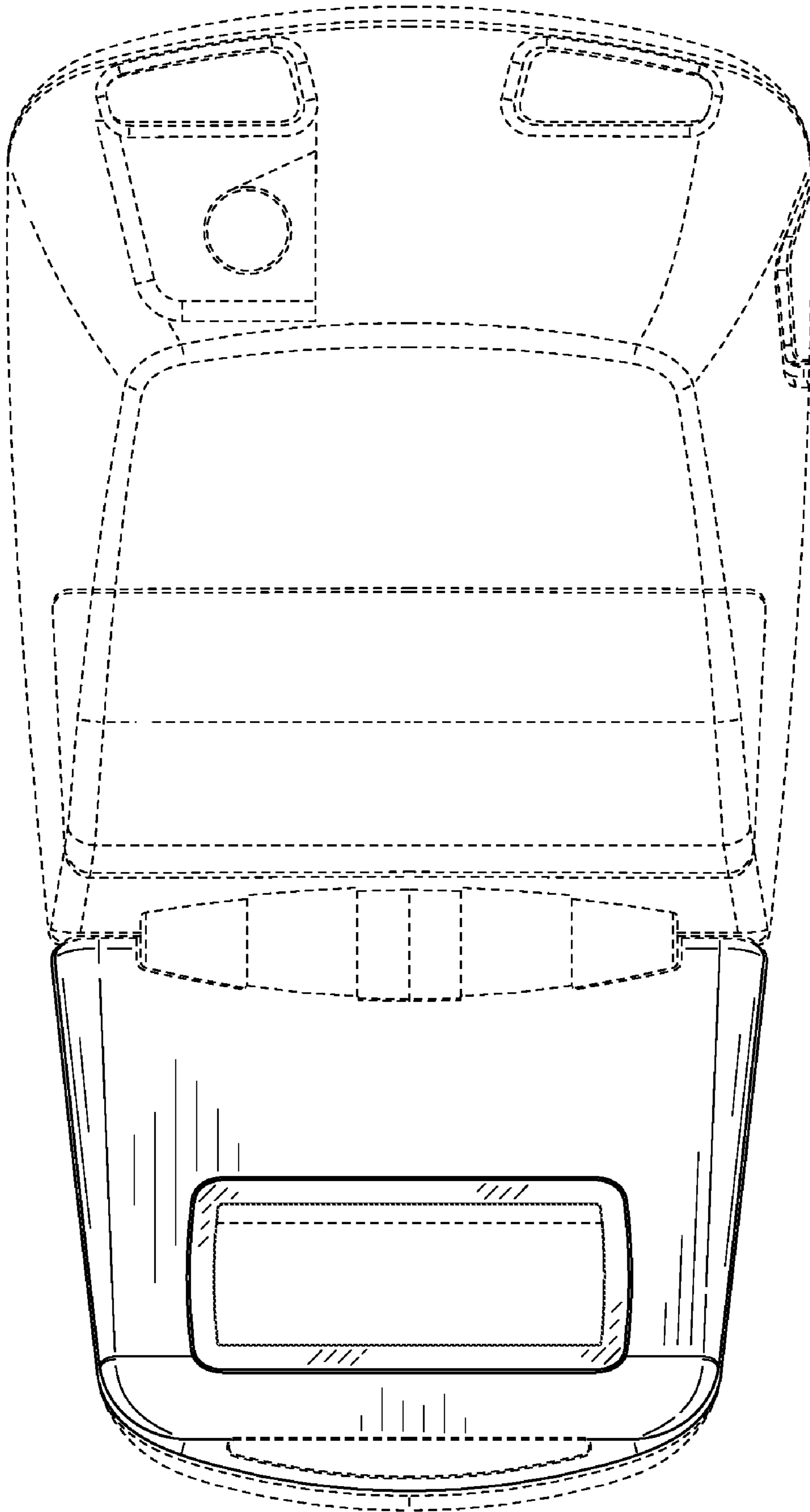


FIG. 4