

US00D593084S

(12) **United States Design Patent**
Iseki

(10) **Patent No.:** **US D593,084 S**

(45) **Date of Patent:** **** *May 26, 2009**

(54) **COMPUTER**

(75) Inventor: **Daisuke Iseki**, Tokyo (JP)

(73) Assignee: **Sony Corporation**, Tokyo (JP)

(*) Notice: This patent is subject to a terminal disclaimer.

(**) Term: **14 Years**

(21) Appl. No.: **29/263,798**

(22) Filed: **Jul. 31, 2006**

(30) **Foreign Application Priority Data**

Mar. 8, 2006 (JP) 2006-005740

(51) **LOC (9) Cl.** **14-02**

(52) **U.S. Cl.** **D14/318**

(58) **Field of Classification Search** D14/315-327;
D18/1, 7; 235/145 A, 145 R; 345/104, 156,
345/168; 361/680-686

See application file for complete search history.

(56) **References Cited**

U.S. PATENT DOCUMENTS

D395,868 S * 7/1998 Iino D14/326
6,067,224 A * 5/2000 Nobuchi 361/683
D452,238 S * 12/2001 Sugano et al. D14/322

D463,797 S * 10/2002 Andre et al. D14/327
D476,326 S * 6/2003 Tanimura D14/318
D491,177 S * 6/2004 Andre et al. D14/318
D494,162 S * 8/2004 Kondo D14/318
D513,509 S * 1/2006 Kawa D14/318
D516,552 S * 3/2006 Iseki D14/318
D523,429 S * 6/2006 Lin D14/318
2005/0018396 A1 * 1/2005 Nakajima et al. 361/683
2005/0041378 A1 * 2/2005 Hamada et al. 361/680

* cited by examiner

Primary Examiner—Freda S Nunn

(74) *Attorney, Agent, or Firm*—Rader, Fishman & Grauer, PLLC

(57) **CLAIM**

The ornamental design for a computer, as shown.

DESCRIPTION

FIG. 1 is a perspective view of a computer showing my new design;

FIG. 2 is a front elevational view thereof;

FIG. 3 is a rear elevational view thereof;

FIG. 4 is a left side elevational view thereof;

FIG. 5 is a right side elevational view thereof;

FIG. 6 is a top plan view thereof; and,

FIG. 7 is a bottom plan view thereof.

1 Claim, 7 Drawing Sheets

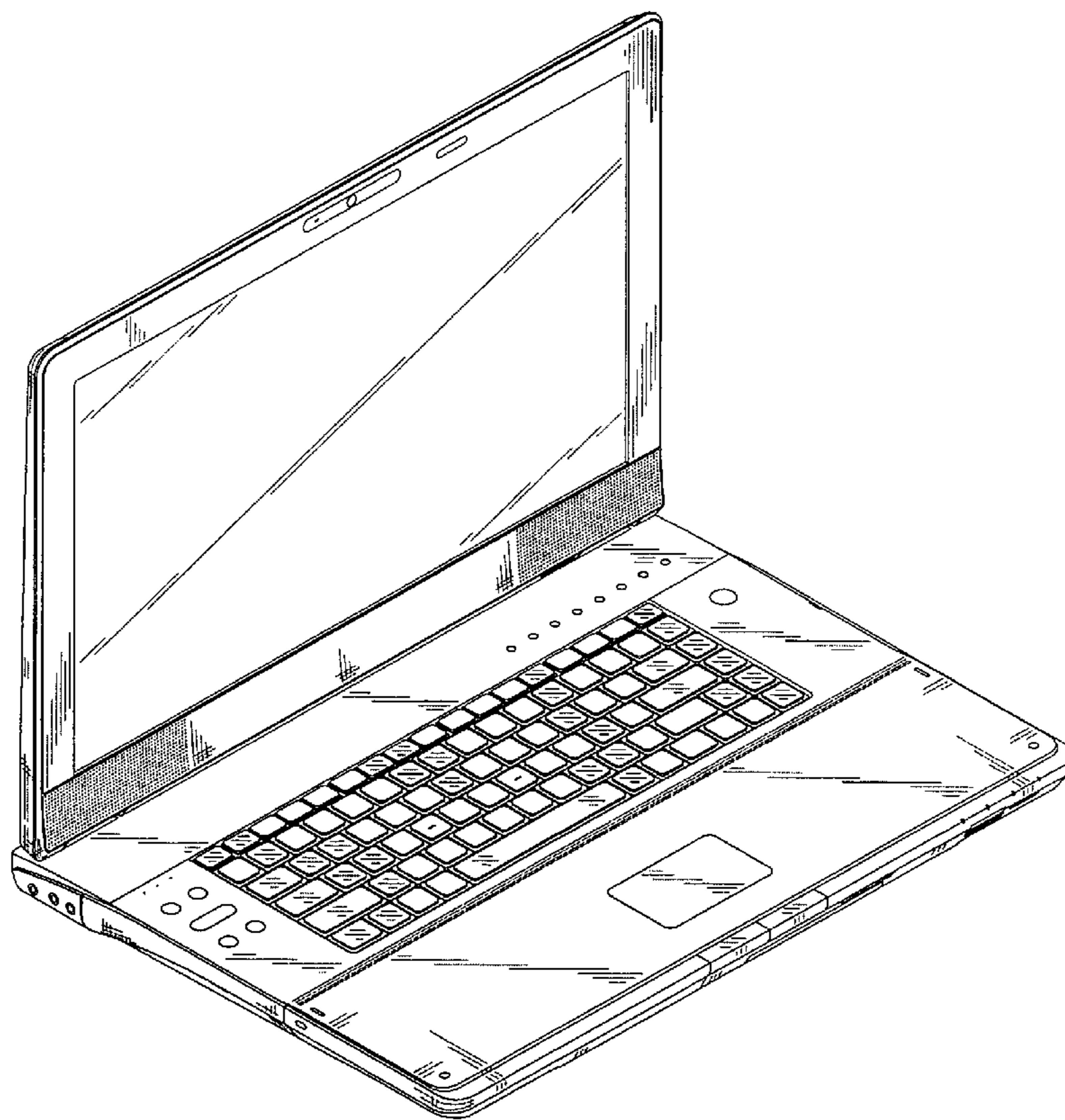


Fig.1

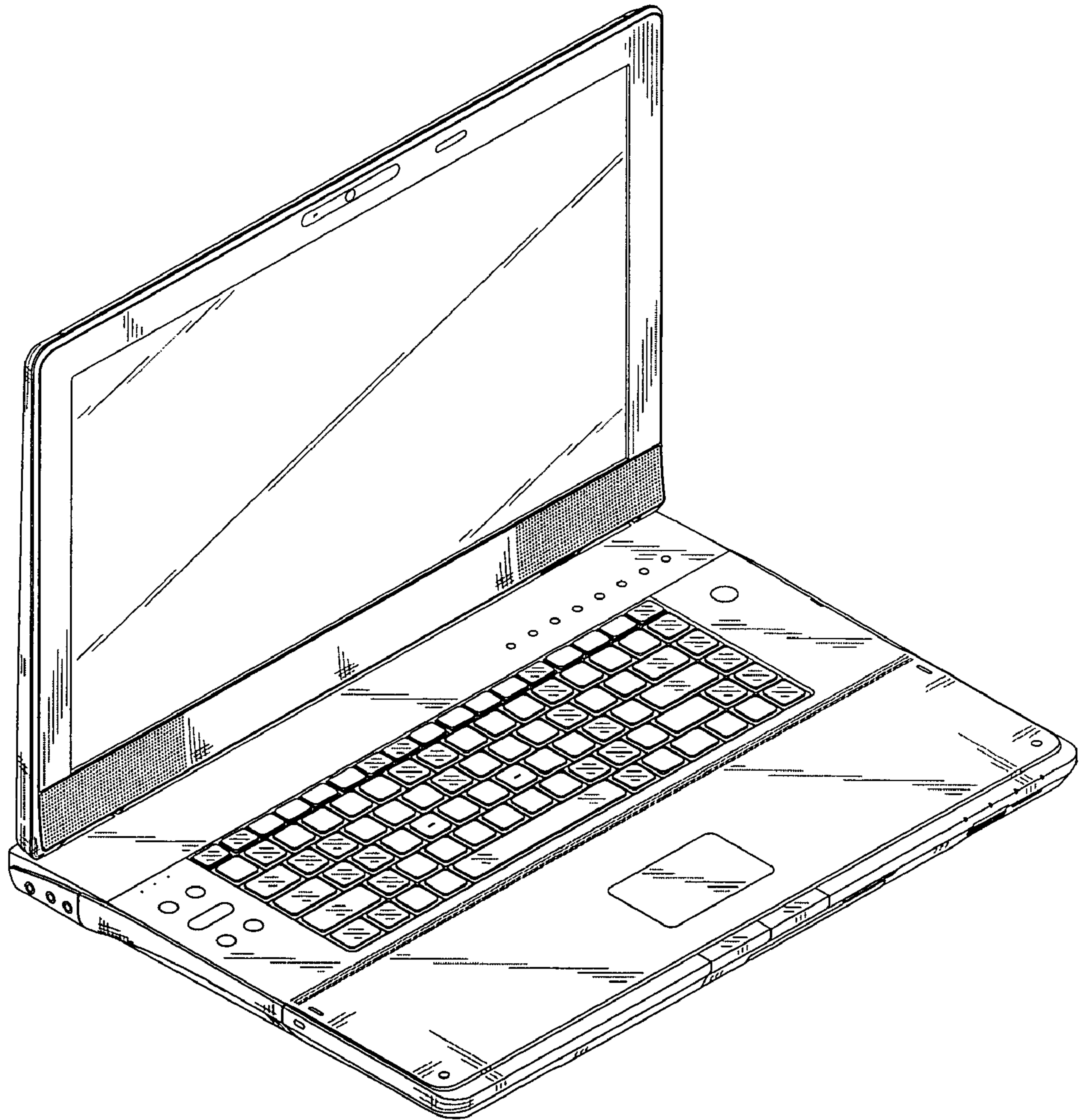


Fig.2




Fig.3

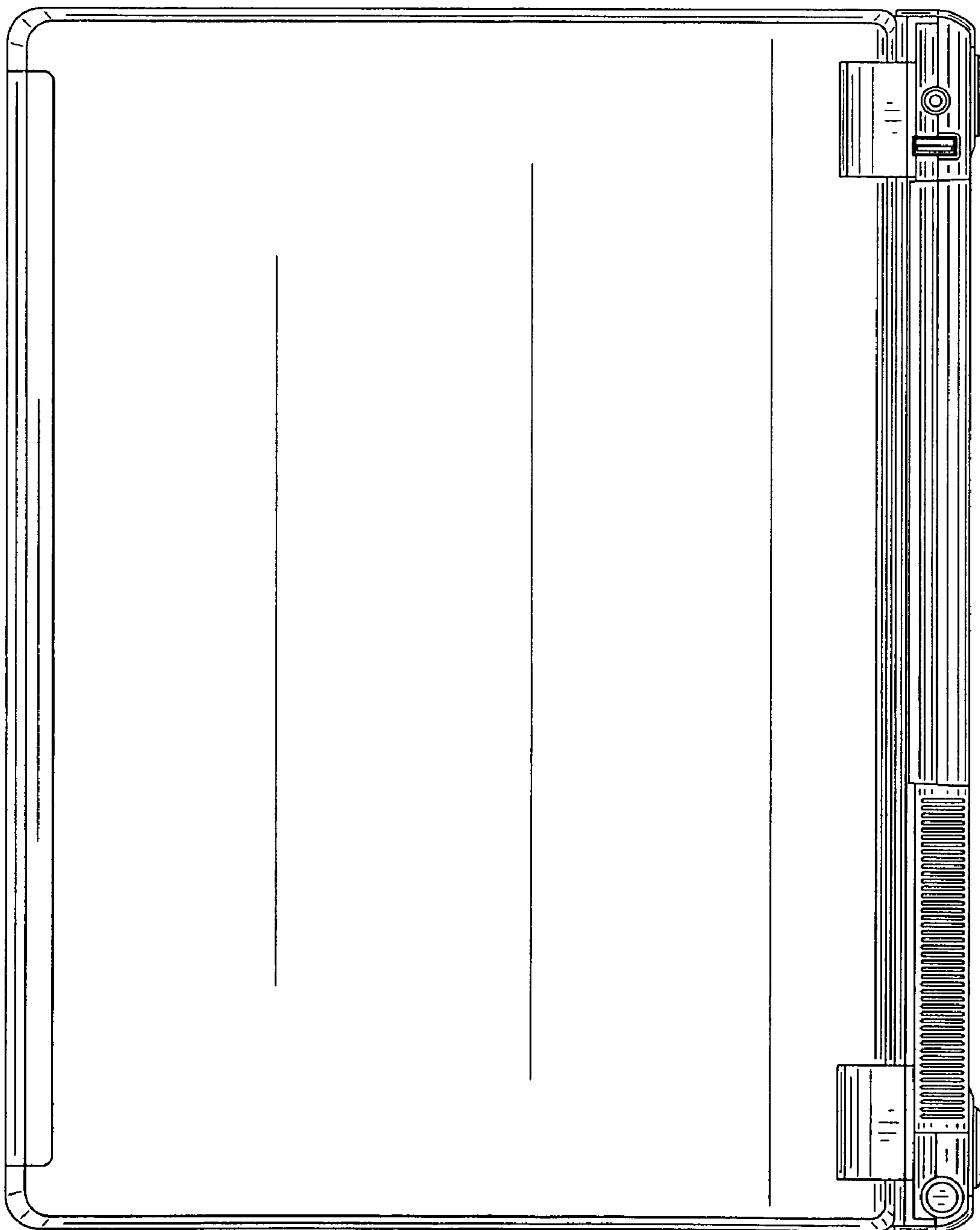



Fig. 4






Fig. 5

Fig.6

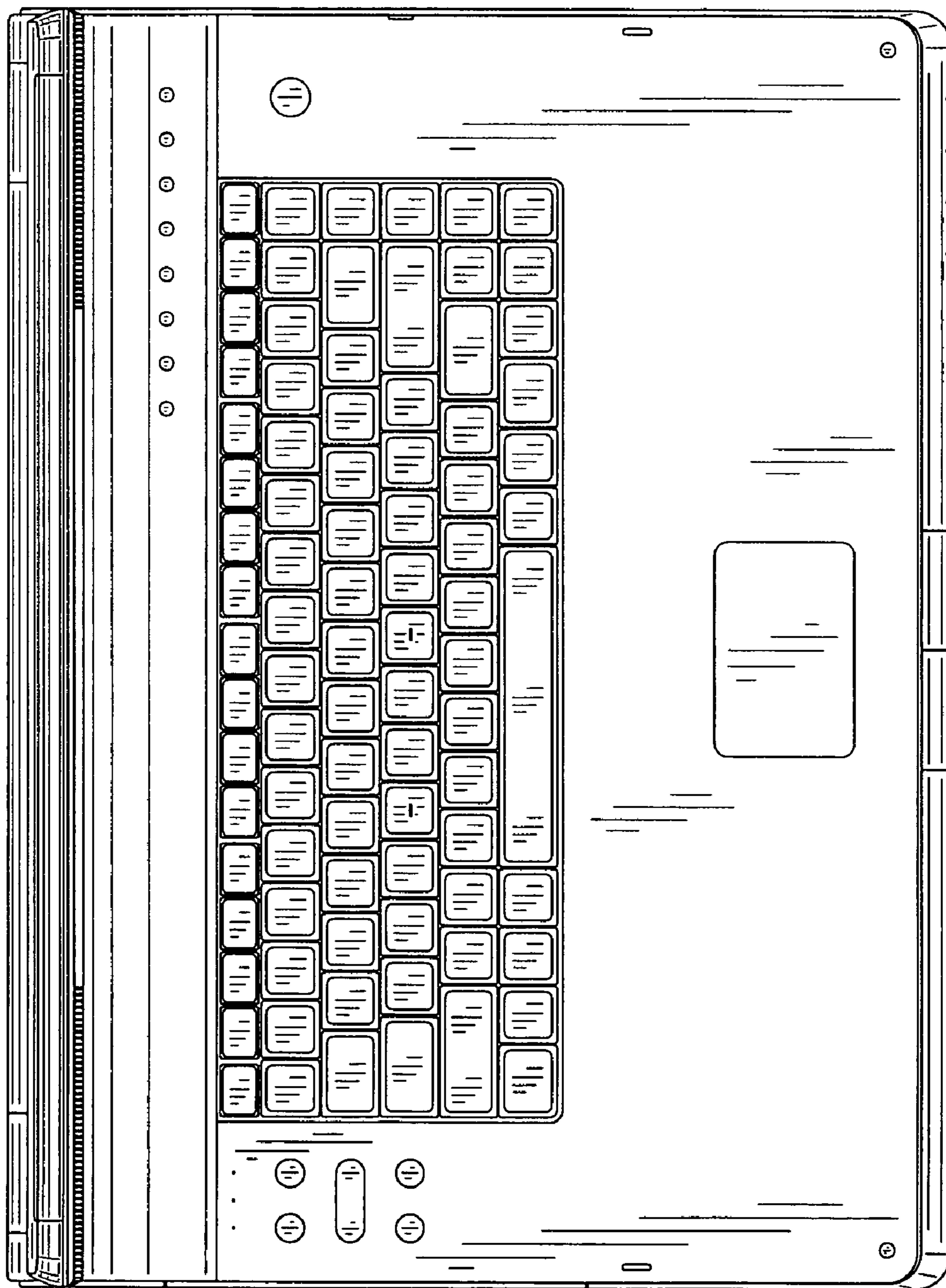


Fig.7

