



US00D593077S

(12) **United States Design Patent**  
**Williams et al.**

(10) **Patent No.:** **US D593,077 S**  
(45) **Date of Patent:** **\*\* May 26, 2009**

(54) **EARHOOK**

(75) Inventors: **Jason Martin Williams**, Sandy Hook, CT (US); **David Robert Gray**, Milford, CT (US); **Marco Perry**, Brooklyn, NY (US); **Jordan B. Nollman**, San Francisco, CA (US); **William Webb**, San Francisco, CA (US)

(73) Assignee: **Societe BIC** (FR)

(\*\*) Term: **14 Years**

(21) Appl. No.: **29/330,367**

(22) Filed: **Jan. 6, 2009**

**Related U.S. Application Data**

(62) Division of application No. 29/318,102, filed on May 13, 2008.

(51) **LOC (9) Cl.** ..... **14-01**

(52) **U.S. Cl.** ..... **D14/223**

(58) **Field of Classification Search** ..... D14/205, D14/206, 223, 192, 224, 240; 181/129, 130; 381/381, 375, 374, 370; 379/430; 455/575.1, 455/575.2

See application file for complete search history.

(56) **References Cited**

**U.S. PATENT DOCUMENTS**

D212,863	S	*	12/1968	Roberts	.....	D14/192
3,993,879	A	*	11/1976	Larkin	.....	379/430
D278,234	S	*	4/1985	Saito	.....	D14/205
D311,521	S		10/1990	Jonsson et al.		
4,972,468	A	*	11/1990	Murase et al.	.....	379/430
D326,268	S	*	5/1992	Le Tixerant	.....	D14/253
5,412,736	A	*	5/1995	Keliiliki	.....	381/381
D363,487	S	*	10/1995	Thurnau	.....	D14/224
5,625,171	A	*	4/1997	Marshall	.....	181/130
D420,010	S		2/2000	Pitel		
D421,755	S		3/2000	Pitel		
D441,739	S		5/2001	Hayes et al.		
6,418,230	B1	*	7/2002	McDonald et al.	.....	381/381

6,427,018	B1	*	7/2002	Keliiliki	.....	381/381
D465,209	S		11/2002	Rath		
D470,129	S		2/2003	Hlas et al.		
D471,537	S		3/2003	Ham		
D474,178	S	*	5/2003	Eroma	.....	D14/223
D478,573	S	*	8/2003	Wrisley et al.	.....	D14/223
D479,226	S	*	9/2003	Beauregard, Jr.	.....	D14/223
D480,073	S	*	9/2003	Jensen et al.	.....	D14/240
D482,022	S	*	11/2003	Nakano	.....	D14/223
D494,568	S		8/2004	Pan		
6,772,853	B2	*	8/2004	Yang	.....	181/129
D501,196	S		1/2005	Dyer et al.		
D506,462	S	*	6/2005	Han et al.	.....	D14/205
D518,816	S	*	4/2006	Naito et al.	.....	D14/205
D525,617	S	*	7/2006	Darbut	.....	D14/223
D538,270	S	*	3/2007	Kim et al.	.....	D13/223
D543,968	S		6/2007	Wong		
D556,740	S		12/2007	Xavier		
D566,104	S	*	4/2008	Suzuki	.....	D14/223
D573,137	S		7/2008	Polito		
D575,278	S	*	8/2008	Guccione et al.	.....	D14/223
D575,772	S		8/2008	Schultz et al.		
D579,925	S	*	11/2008	Jaakkola et al.	.....	D14/223
D581,395	S		11/2008	Sade et al.		

\* cited by examiner

*Primary Examiner*—Paula Greene

(74) *Attorney, Agent, or Firm*—Cantor Colburn LLP

(57) **CLAIM**

What is claimed is the ornamental design for an earhook, as shown and described.

**DESCRIPTION**

FIG. 1 is a front elevational view of an earhook showing our new design;

FIG. 2 is a left elevation view of the earhook of FIG. 1;

FIG. 3 is a right elevation view of the earhook of FIG. 1;

FIG. 4 is a bottom left elevation view of the earhook of FIG. 1; and,

FIG. 5 is a perspective view of the earhook of FIG. 1.

**1 Claim, 3 Drawing Sheets**

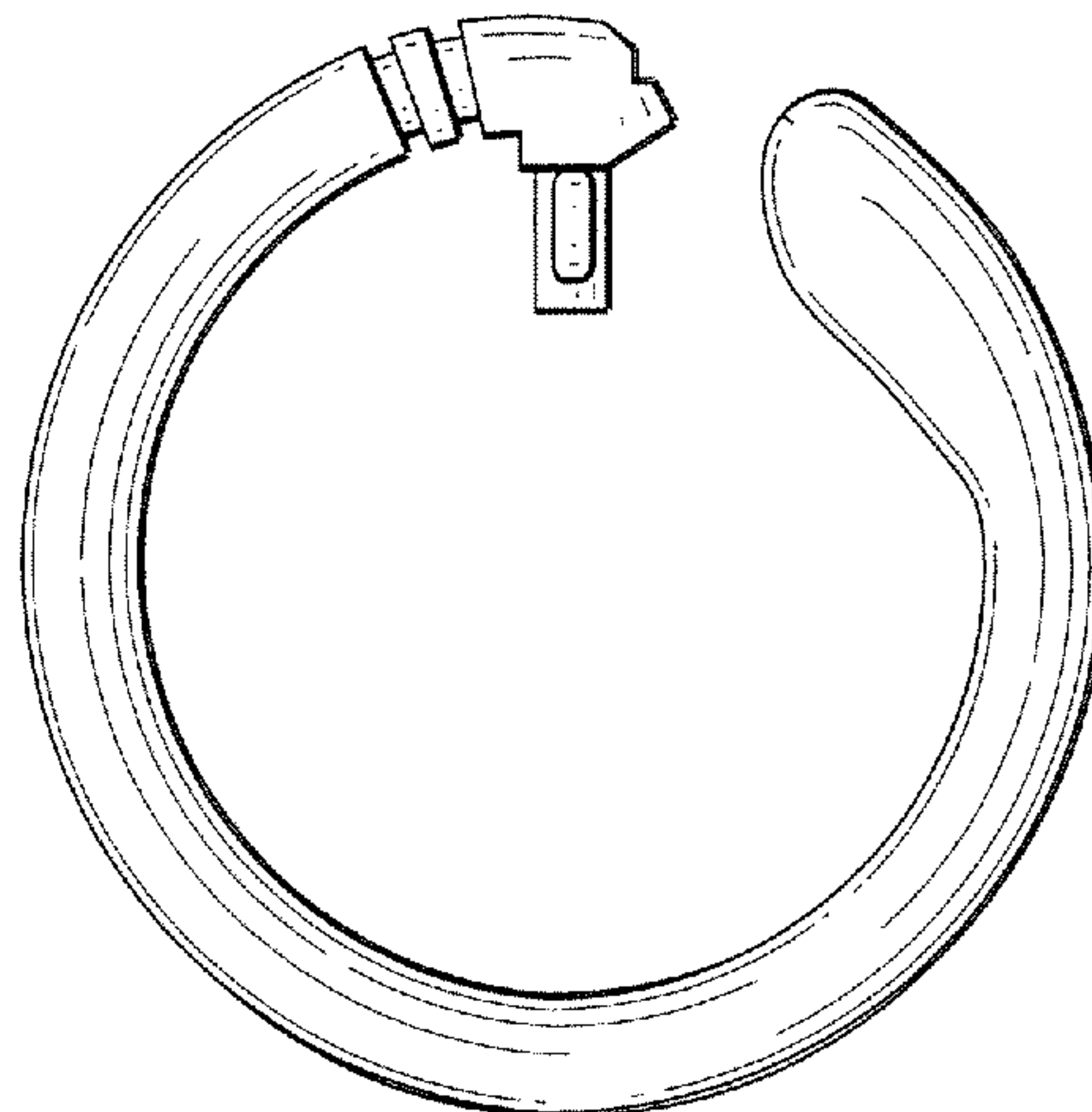


FIG. 1



FIG. 2

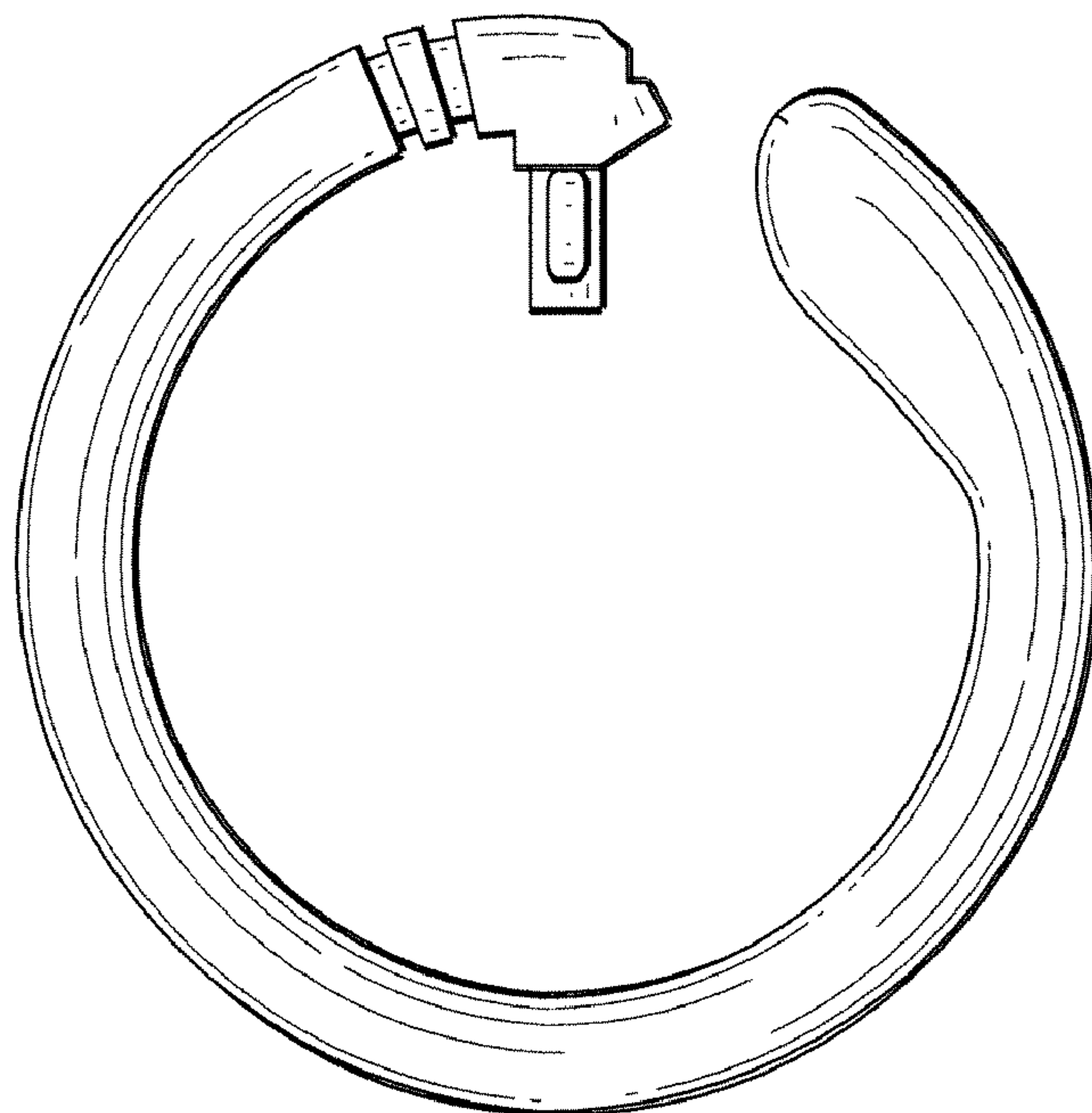


FIG. 3

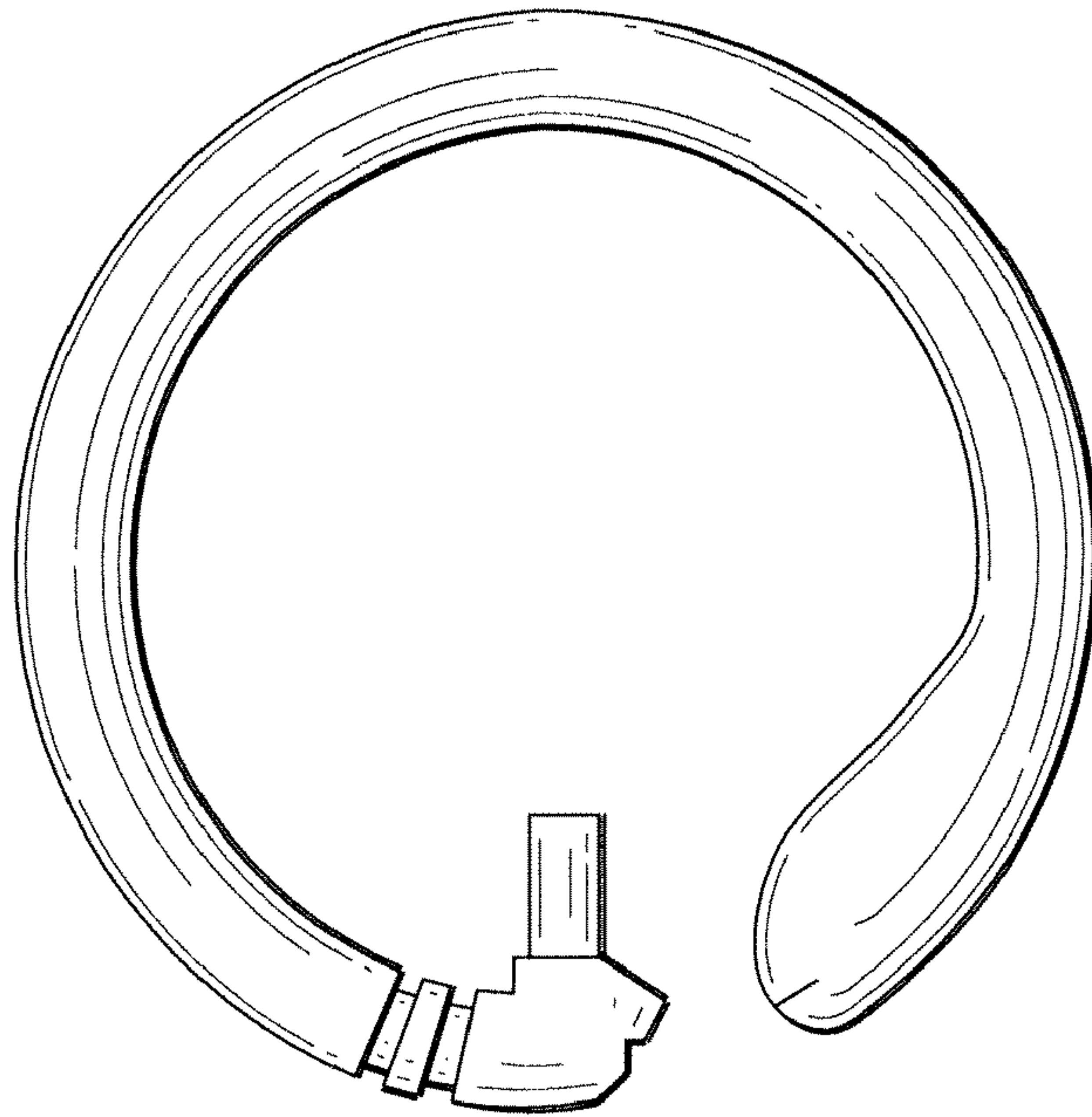


FIG. 4




FIG. 5

