

US00D593074S

(12) **United States Design Patent**
Tsao

(10) **Patent No.:** **US D593,074 S**

(45) **Date of Patent:** **** May 26, 2009**

(54) **REMOTE CONTROLLER**

(75) Inventor: **Chun-Lei Tsao**, Taoyuan (TW)

(73) Assignee: **Hannspree, Inc.**, Teipei (TW)

(**) Term: **14 Years**

(21) Appl. No.: **29/320,818**

(22) Filed: **Jul. 3, 2008**

(51) **LOC (9) Cl.** **14-03**

(52) **U.S. Cl.** **D14/218**

(58) **Field of Classification Search** D14/218,
D14/455; D13/168; D21/566; D10/104,
D10/106; 345/169; 348/14.05, 114, 211.99,
348/734; 340/825.24; 341/22; 455/92, 95,
455/128, 151.1-151.4, 352, 355, FOR. 121;
700/65

See application file for complete search history.

(56) **References Cited**

U.S. PATENT DOCUMENTS

D219,028 S	*	10/1970	Miller et al.	D14/218
D372,244 S	*	7/1996	Yamazaki et al.	D14/218
D381,662 S	*	7/1997	Weissberg et al.	D14/218
D449,281 S	*	10/2001	Larsen et al.	D13/168
D450,388 S	*	11/2001	Nakanishi et al.	D24/200
D452,520 S	*	12/2001	Gotham et al.	D16/235

D521,461 S	*	5/2006	Lin	D13/168
D572,239 S	*	7/2008	Hoehn et al.	D14/218
D580,914 S	*	11/2008	Tsao	D14/218
D582,396 S	*	12/2008	Sun et al.	D14/218
D583,775 S	*	12/2008	Knoch	D13/168
D584,291 S	*	1/2009	Tsao	D14/218

* cited by examiner

Primary Examiner—T. Chase Nelson

Assistant Examiner—John Windmuller

(74) *Attorney, Agent, or Firm*—Schmeiser, Olsen & Watts, LLP

(57) **CLAIM**

The ornamental design for a remote controller, as shown and described.

DESCRIPTION

FIG. 1 is a front perspective view of remote controller showing my new design;

FIG. 2 is a front elevational view thereof;

FIG. 3 is a rear elevational view thereof;

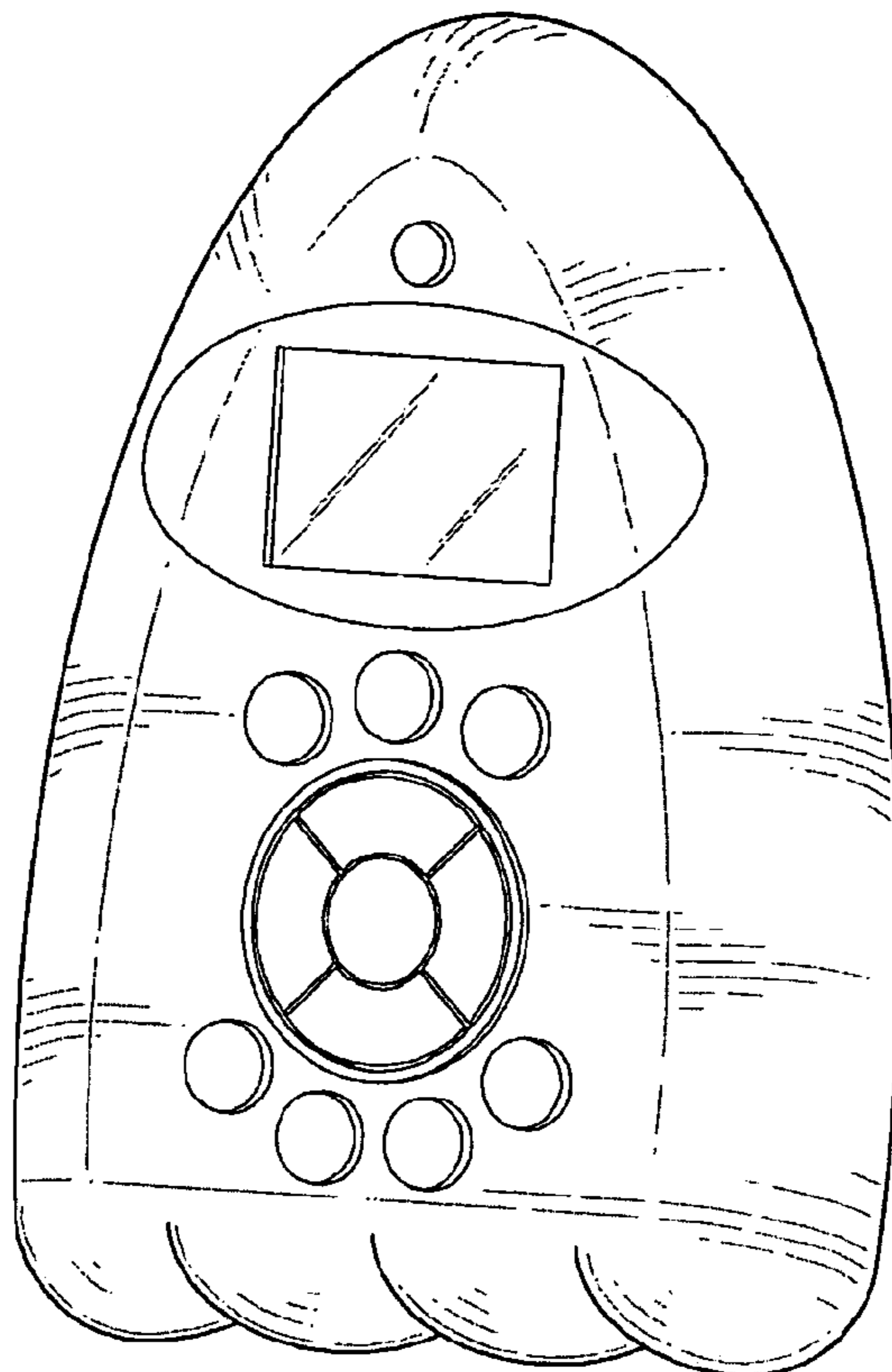
FIG. 4 is a left side elevational view thereof;

FIG. 5 is a right side elevational view thereof;

FIG. 6 is a top plan view thereof; and,

FIG. 7 is a bottom plan view thereof.

1 Claim, 5 Drawing Sheets



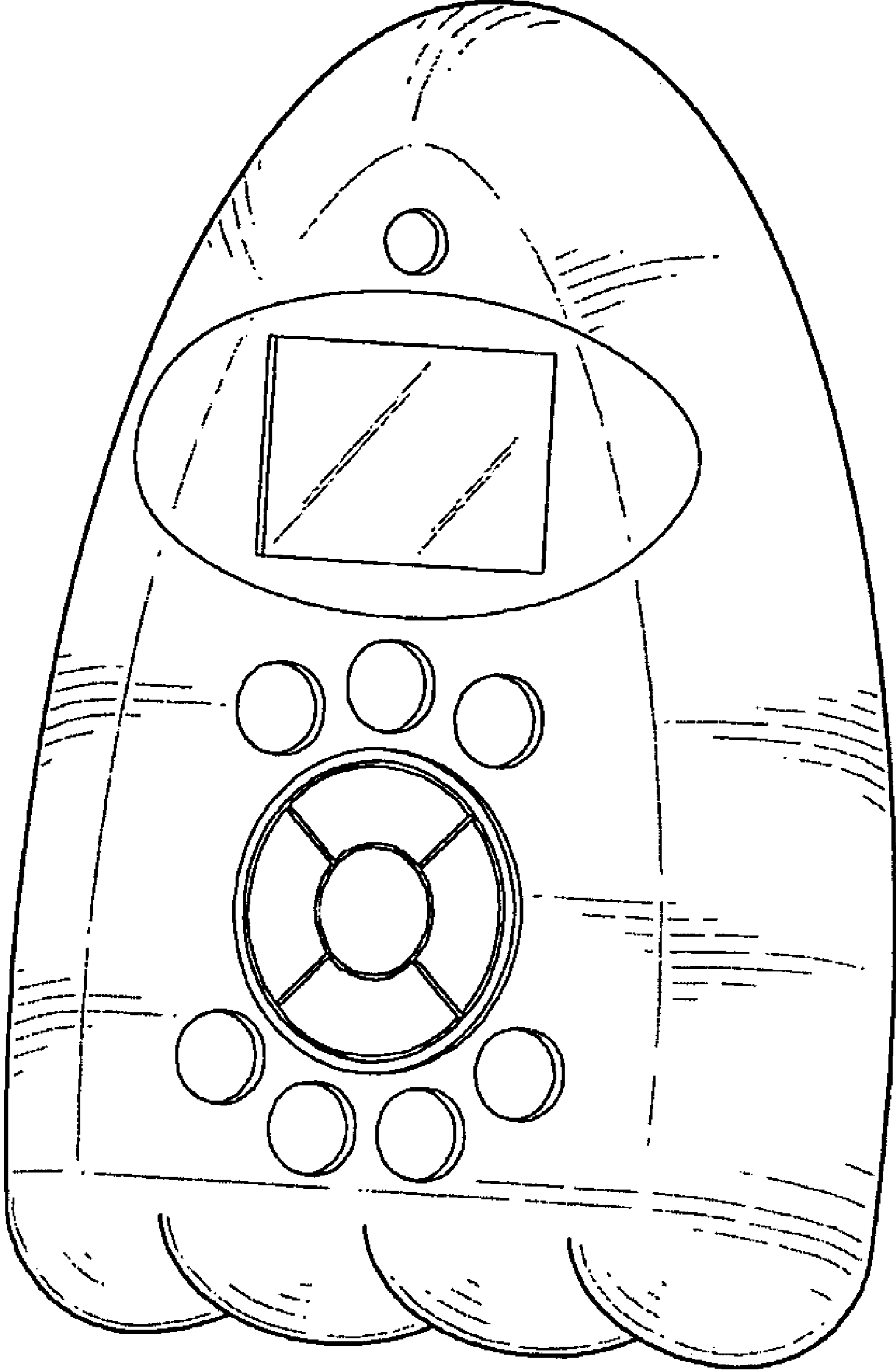


FIG. 1

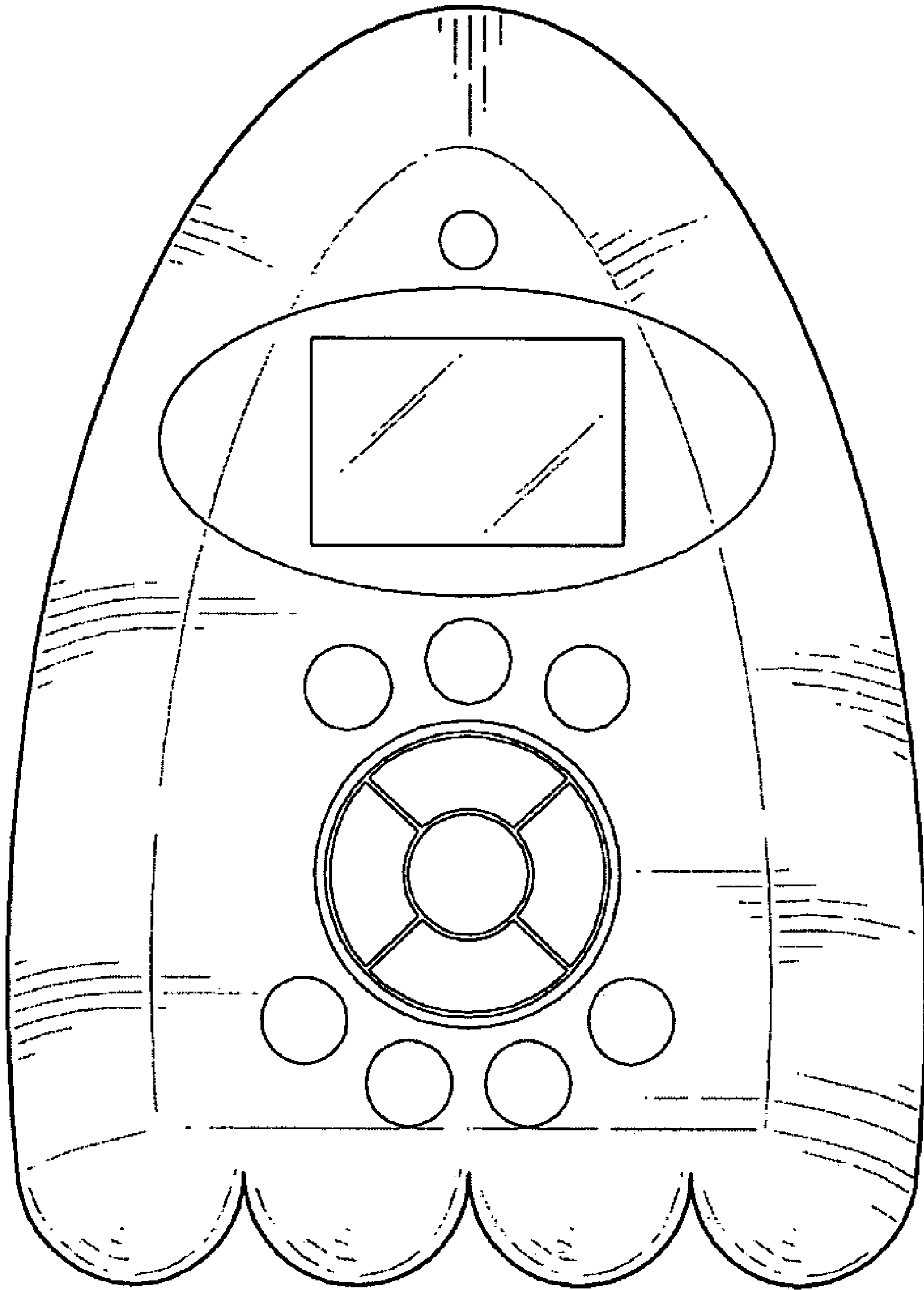


FIG.2

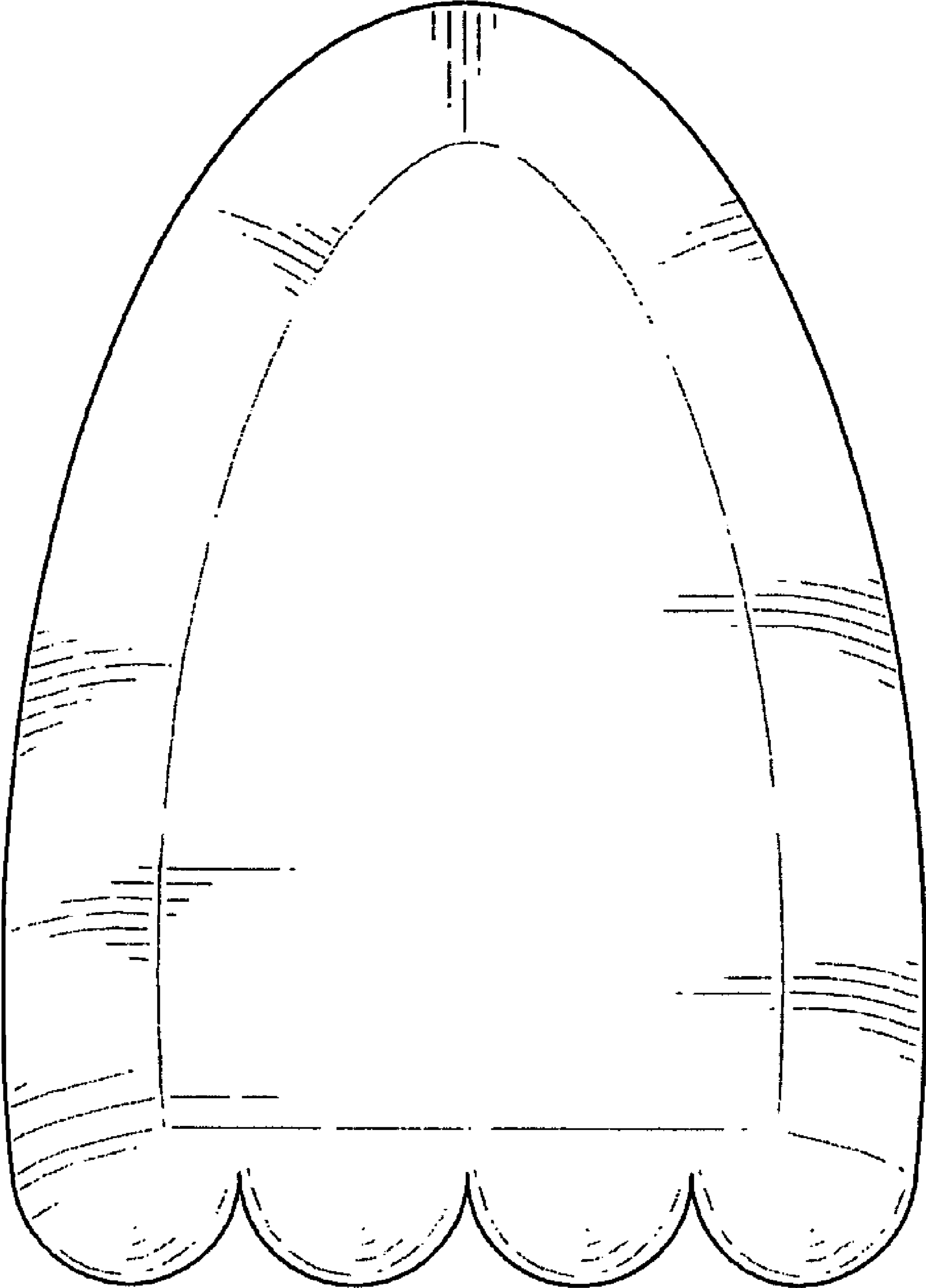


FIG.3




FIG. 4

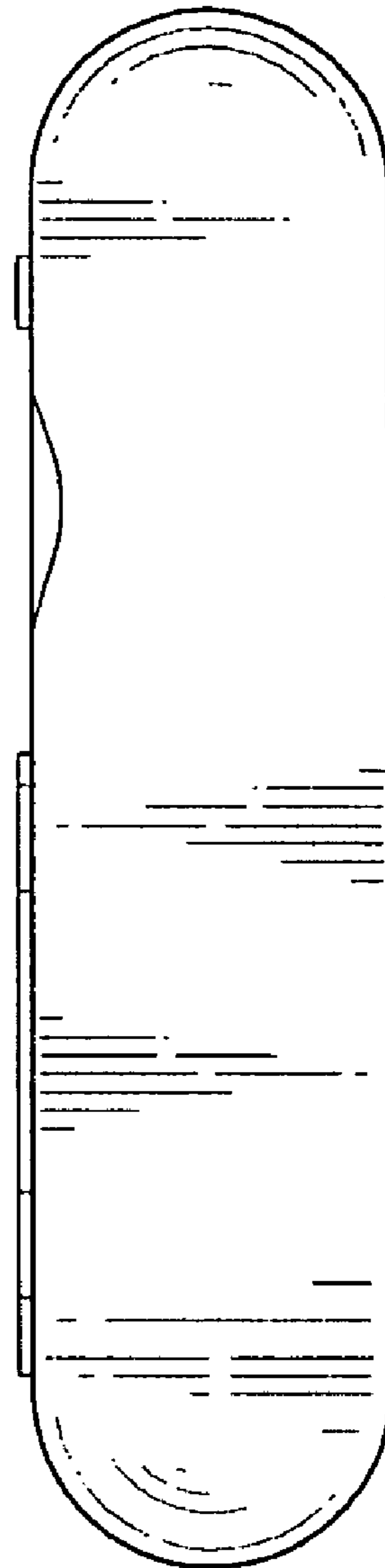


FIG. 5




FIG. 6

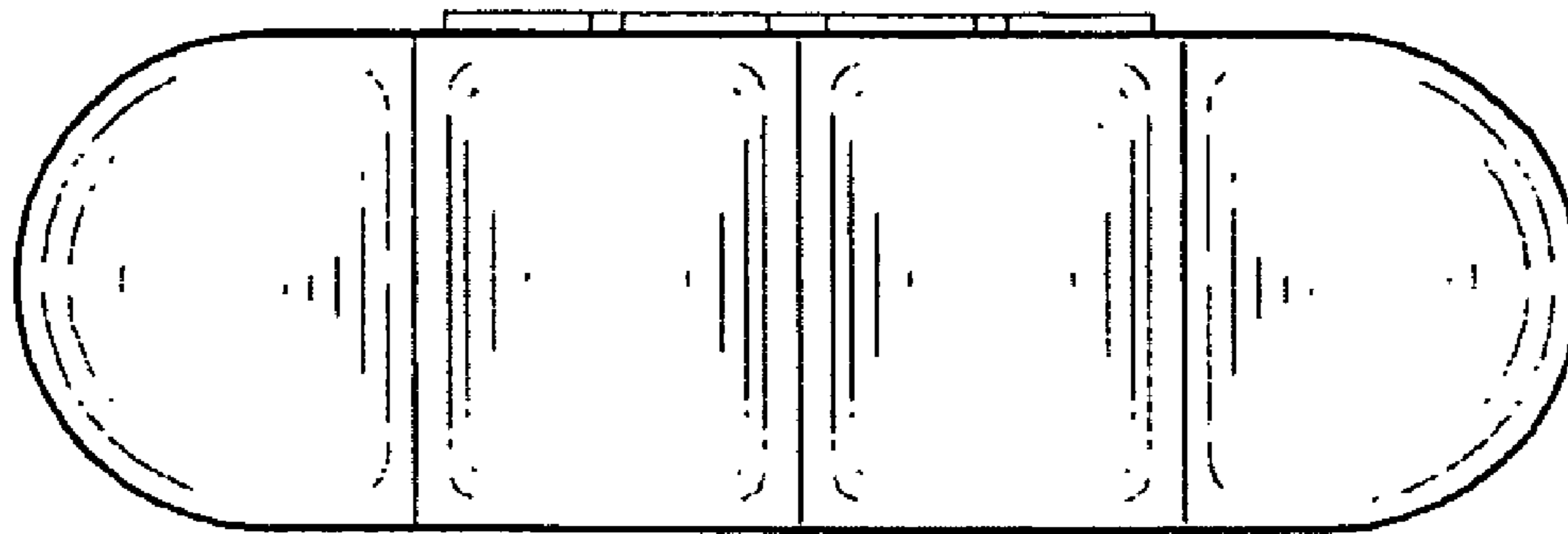


FIG. 7