



US00D593068S

(12) **United States Design Patent**
Kim et al.

(10) **Patent No.:** **US D593,068 S**

(45) **Date of Patent:** **** May 26, 2009**

(54) **SPEAKER**

(75) Inventors: **Jin-Nam Kim**, Seoul (KR); **Chol-Ho Hwang**, Suwon-si (KR)

(73) Assignee: **Samsung Electronics Co., Ltd.**, Suwon-Si (KR)

(**) Term: **14 Years**

(21) Appl. No.: **29/325,064**

(22) Filed: **Sep. 25, 2008**

(51) **LOC (9) Cl.** **14-01**

(52) **U.S. Cl.** **D14/207**

(58) **Field of Classification Search** D14/204,
D14/207, 210–216, 172; 181/143–144, 147–148,
181/150–153, 157, 198–199; 381/300–303,
381/306, 332–333, 336, 345, 361–364, 386–388;
D4/116–119

See application file for complete search history.

(56) **References Cited**

U.S. PATENT DOCUMENTS

D250,711 S * 1/1979 Persson et al. D14/214
D346,601 S * 5/1994 Lyons D14/204

D442,943 S * 5/2001 Chang D14/215
D469,421 S * 1/2003 Stickle et al. D14/204
D474,032 S * 5/2003 Jørgensen D4/119
D483,349 S * 12/2003 Murakami D14/215
D497,154 S * 10/2004 Lin et al. D14/204
D521,244 S * 5/2006 Germany D4/119

* cited by examiner

Primary Examiner—Nanda Bondade

(74) *Attorney, Agent, or Firm*—Staas & Halsey LLP

(57) **CLAIM**

The ornamental design for a speaker, as shown and described.

DESCRIPTION

FIG. 1 is a perspective view of a speaker according to our new design;

FIG. 2 is a front elevational view thereof;

FIG. 3 is a rear elevational view thereof;

FIG. 4 is a left side elevational view thereof;

FIG. 5 is a right side elevational view thereof;

FIG. 6 is a top plan view thereof; and,

FIG. 7 is a bottom plan view thereof.

1 Claim, 7 Drawing Sheets

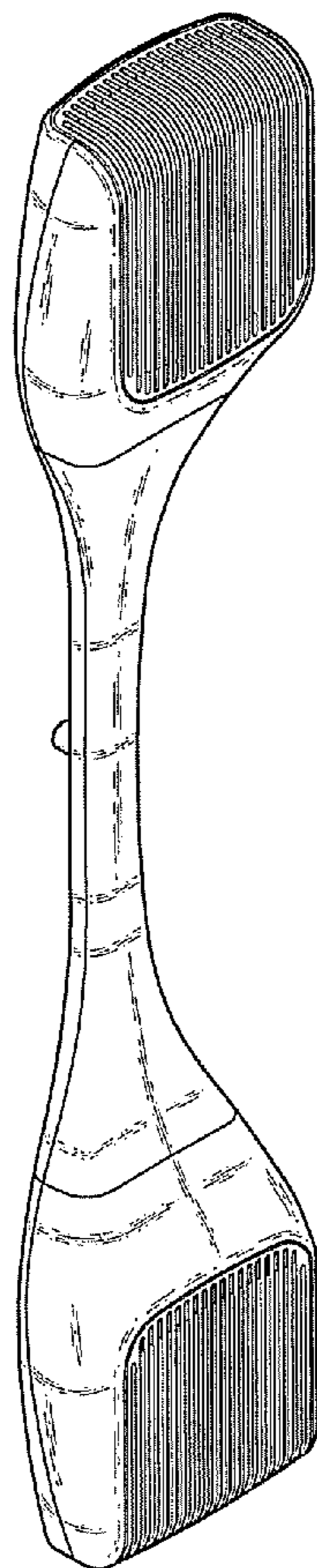


FIG. 1

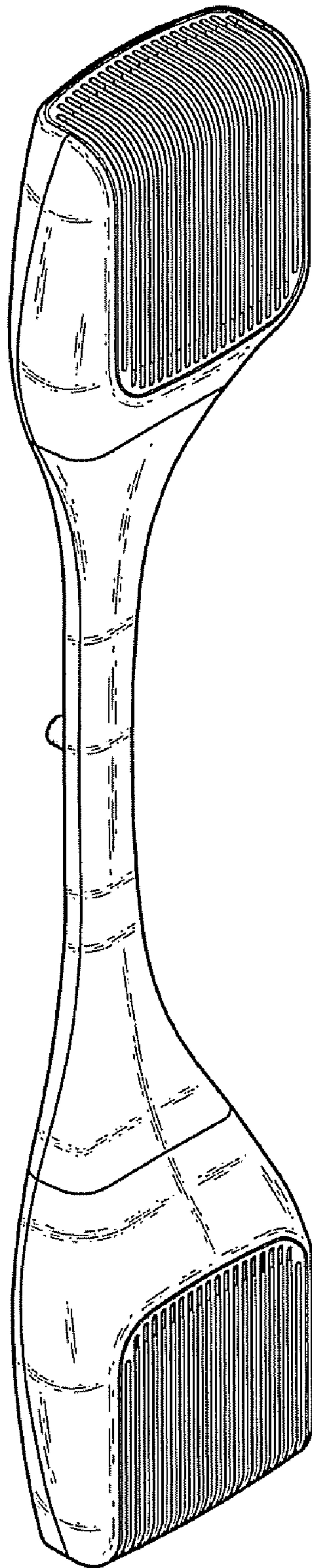


FIG. 2

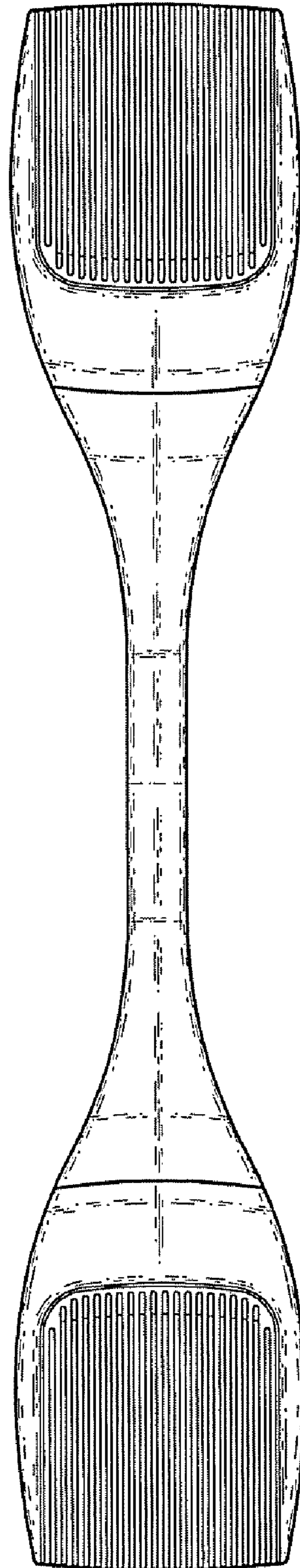


FIG. 3

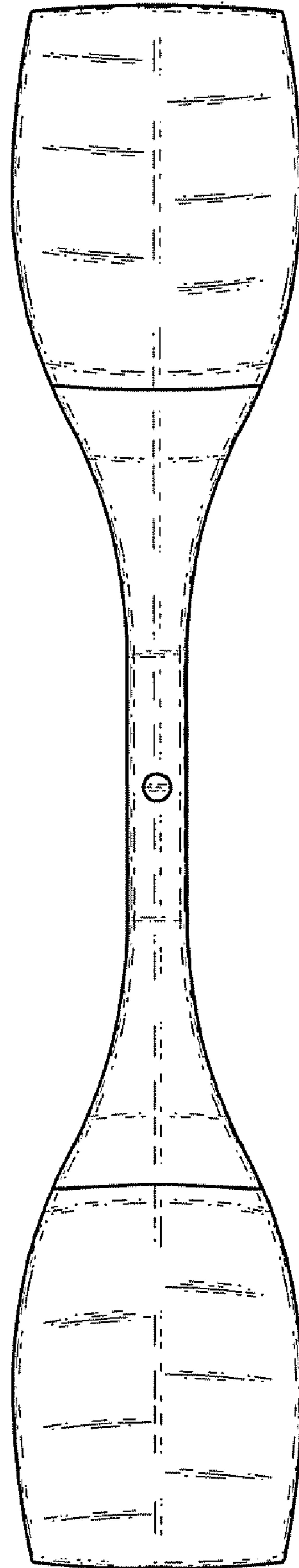


FIG. 4

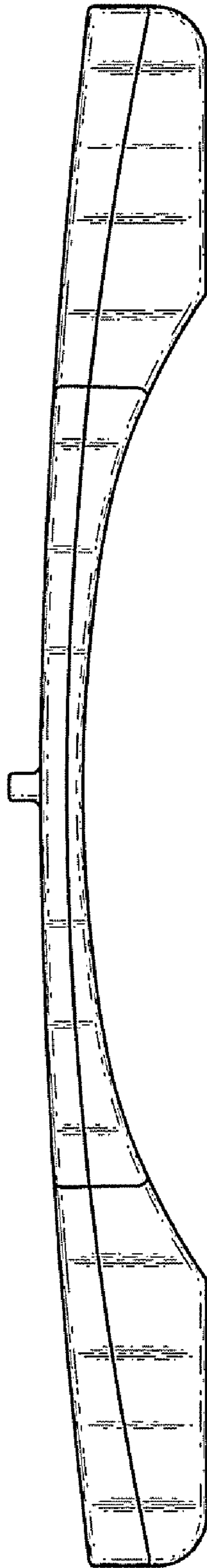


FIG. 5

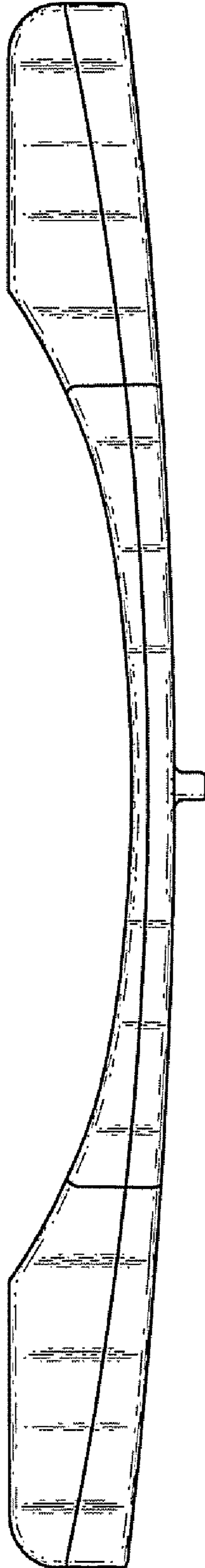


FIG. 6

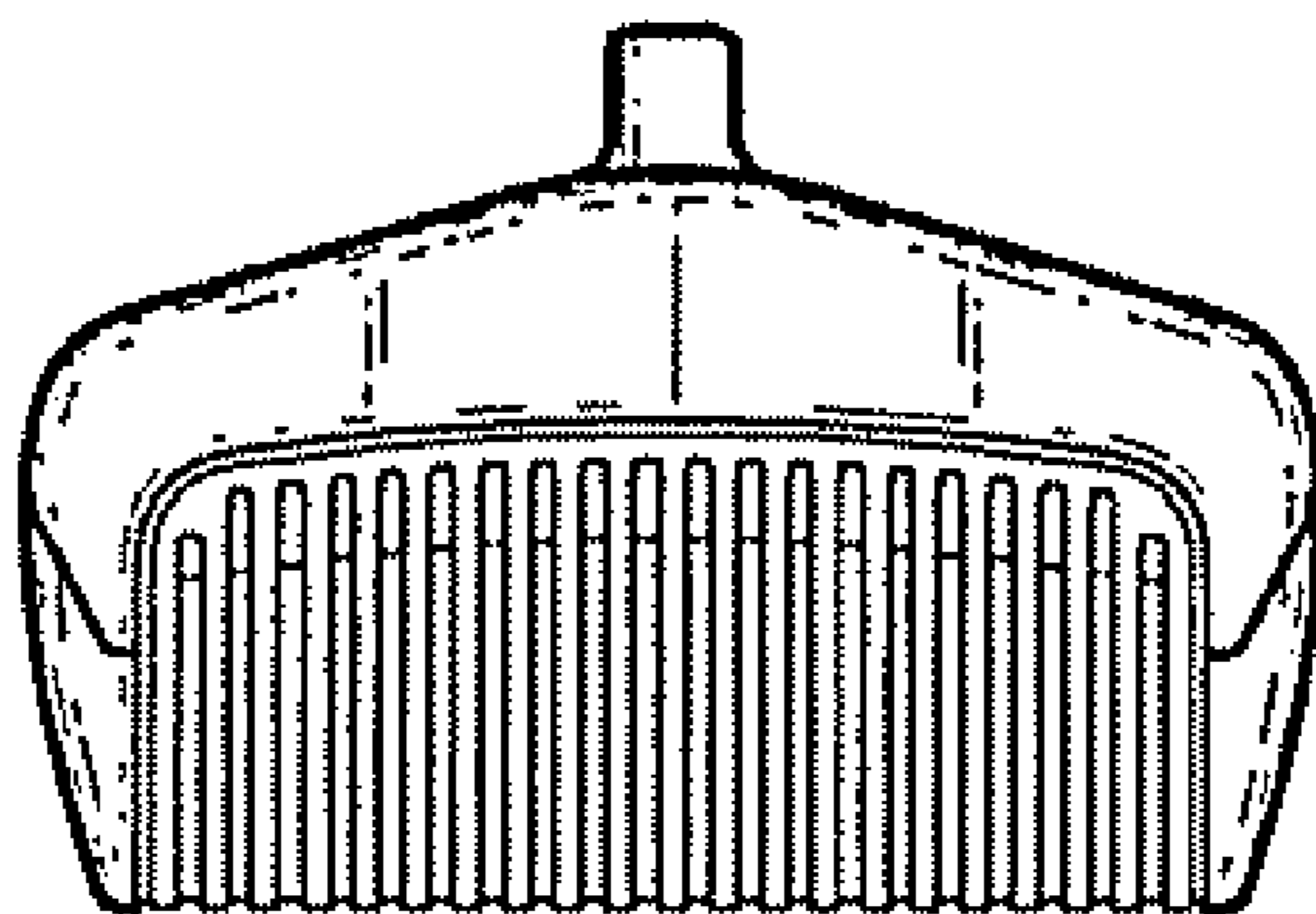


FIG. 7

