

US00D593048S

(12) **United States Design Patent**
Cinelli et al.

(10) **Patent No.:** **US D593,048 S**

(45) **Date of Patent:** **** May 26, 2009**

- (54) **HAIR COLOR MONITOR KIOSK**
- (75) Inventors: **Matthew Paul Cinelli**, Loveland, OH (US); **Michael Vincent Doran**, Columbus, OH (US); **Tiffany Huang**, College Point, NY (US); **Mark Andrew Komanecky**, Cincinnati, OH (US); **Dale Thomas McClintock**, Hilliard, OH (US)
- (73) Assignee: **The Procter & Gamble Company**, Cincinnati, OH (US)

- D398,657 S * 9/1998 Palmer et al. D20/42
- D400,109 S 10/1998 Mann
- D425,036 S * 5/2000 Copus et al. D14/375
- D445,798 S * 7/2001 Moore D14/439
- D462,840 S * 9/2002 Chan D6/300
- D480,565 S * 10/2003 Bond et al. D6/300
- D496,287 S 9/2004 Mann
- D498,364 S * 11/2004 Mohundro D6/300
- D512,331 S 12/2005 Mann
- D527,360 S * 8/2006 Rashid D14/126
- D531,601 S * 11/2006 Nakata D14/126

- (**) Term: **14 Years**
- (21) Appl. No.: **29/320,069**
- (22) Filed: **Jun. 19, 2008**

OTHER PUBLICATIONS
U.S. Appl. No. 29/297,727, filed Nov. 16, 2007, Matthew P. Cinelli et al.

* cited by examiner

Primary Examiner—Raphael Barkai
(74) *Attorney, Agent, or Firm*—David V. Upite; Leonard W. Lewis

- (51) **LOC (9) Cl.** **14-03**
 - (52) **U.S. Cl.** **D14/129**
 - (58) **Field of Classification Search** D14/125–134, D14/239, 371, 136, 374–377, 440, 450, 448, D14/336, 342; 312/7.2; 348/836, 838, 180, 348/184, 325, 739; 341/12; 248/917–924, 248/465; 345/104, 133, 156, 168, 87, 173; 720/605, 669, 600, 655; 369/99, 197; D21/329, D21/515, 577, 622, 333, 433, 448, 452, 450, D21/331; D6/477, 479; 273/148 B; 446/484, 446/175, 356; D10/15, 26
- See application file for complete search history.

(57) **CLAIM**

The ornamental design for a hair color monitor kiosk, as shown and described.


DESCRIPTION

FIG. 1 is a perspective view of a hair color monitor kiosk embodying our new design;
FIG. 2 is a front view thereof;
FIG. 3 is a right view thereof;
FIG. 4 is a left view thereof;
FIG. 5 is a top view thereof;
FIG. 6 is a bottom view thereof; and,
FIG. 7 is the back view thereof.

The broken lines shown in the drawings are for illustrative purposes only and form no part of the claimed design.

- (56) **References Cited**
- U.S. PATENT DOCUMENTS
- D47,187 S 4/1915 Hershede
- 2,351,679 A 6/1944 Harris
- D305,581 S 1/1990 Jones et al.
- D317,412 S 6/1991 LeVita
- D319,787 S 9/1991 LeVita
- D349,102 S 7/1994 Ziegler et al.
- D362,131 S 9/1995 Walters, III

1 Claim, 3 Drawing Sheets






Fig.1




Fig.2




Fig.3




Fig.4




Fig.5




Fig.6




Fig.7