

US00D593032S

(12) **United States Design Patent**
Wang et al.

(10) **Patent No.:** **US D593,032 S**
(45) **Date of Patent:** **** May 26, 2009**

(54) **ENGINE GENERATOR**

(75) Inventors: **Hushan Wang**, Chongqing (CN); **Yu Long**, Chongqing (CN); **Fei He**, Chongqing (CN)

(73) Assignee: **Loncin Industry Co., Ltd.**, Chongqing (CN)

(**) Term: **14 Years**

(21) Appl. No.: **29/323,325**

(22) Filed: **Aug. 22, 2008**

(51) **LOC (9) Cl.** **13-01**

(52) **U.S. Cl.** **D13/116**

(58) **Field of Classification Search** D13/116,
D13/112, 114, 122, 184, 199; 290/1 A, 1 B;
307/150, 151, 153, 154; 322/1, 10, 11, 12,
322/13

See application file for complete search history.

(56) **References Cited**

U.S. PATENT DOCUMENTS

5,424,588 A * 6/1995 Cantor et al. 307/154
D416,537 S * 11/1999 Imai et al. D13/116
D470,103 S * 2/2003 Nishida D13/116

D478,043 S * 8/2003 Iwatate et al. D13/116
D511,139 S * 11/2005 Xiao D13/116
D517,009 S * 3/2006 Xiao D13/116
2004/0021320 A1 * 2/2004 Yamada et al. 290/1 B

* cited by examiner

Primary Examiner—Prabhakar Deshmukh

Assistant Examiner—Derrick Holland

(74) *Attorney, Agent, or Firm*—Nixon Peabody LLP; David L. May; Marc W. Butler

(57) **CLAIM**

We claim the ornamental design for an engine generator, as shown and described.

DESCRIPTION

FIG. 1 is a front and right side perspective view of an engine generator showing our new design;

FIG. 2 is a rear and left side perspective view thereof;

FIG. 3 is a front elevational view thereof;

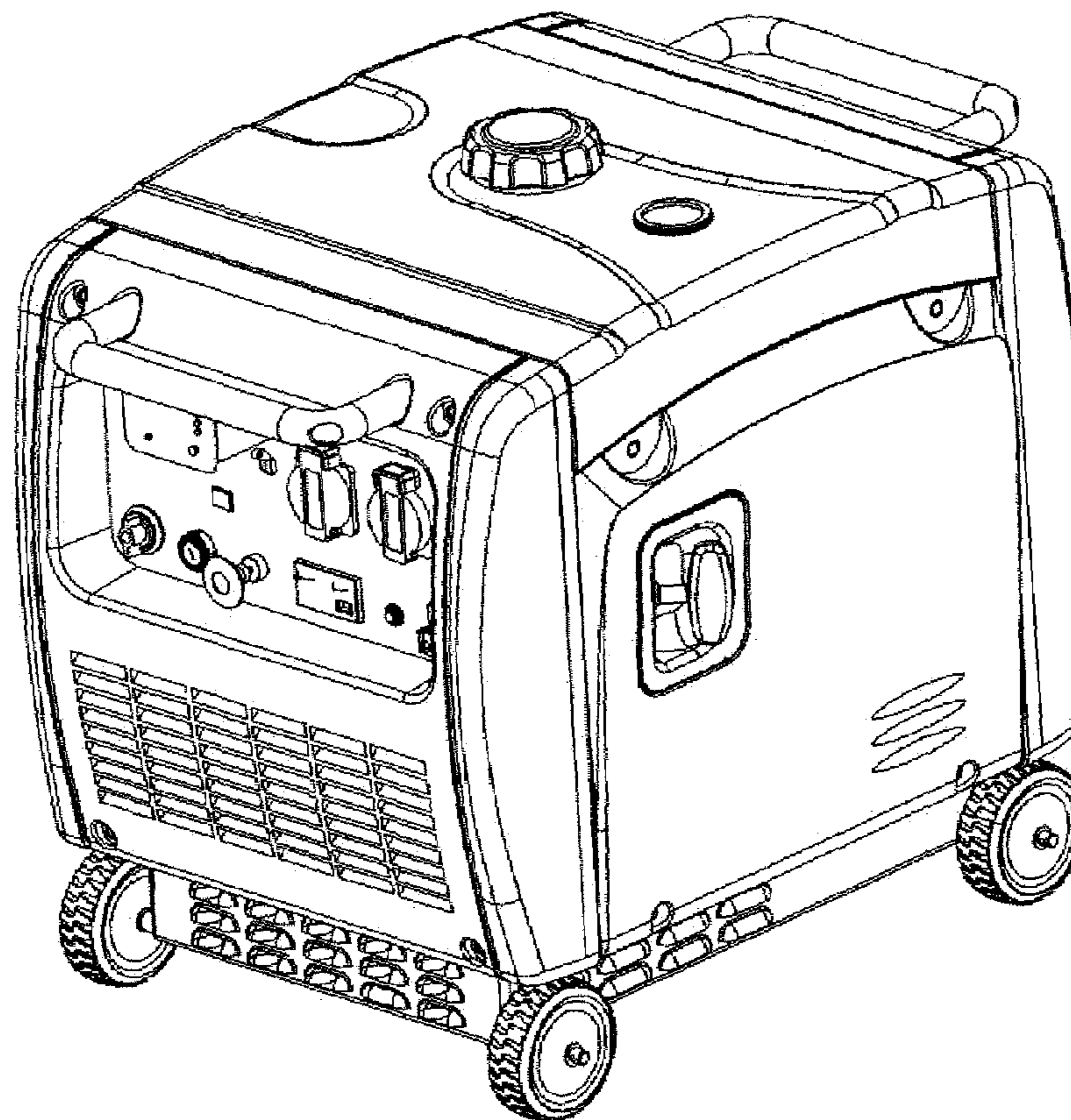
FIG. 4 is a rear elevational view thereof;

FIG. 5 is a left side view thereof;

FIG. 6 is a right side view thereof; and,

FIG. 7 is a top plan view thereof.

1 Claim, 7 Drawing Sheets






FIG. 1




FIG. 2

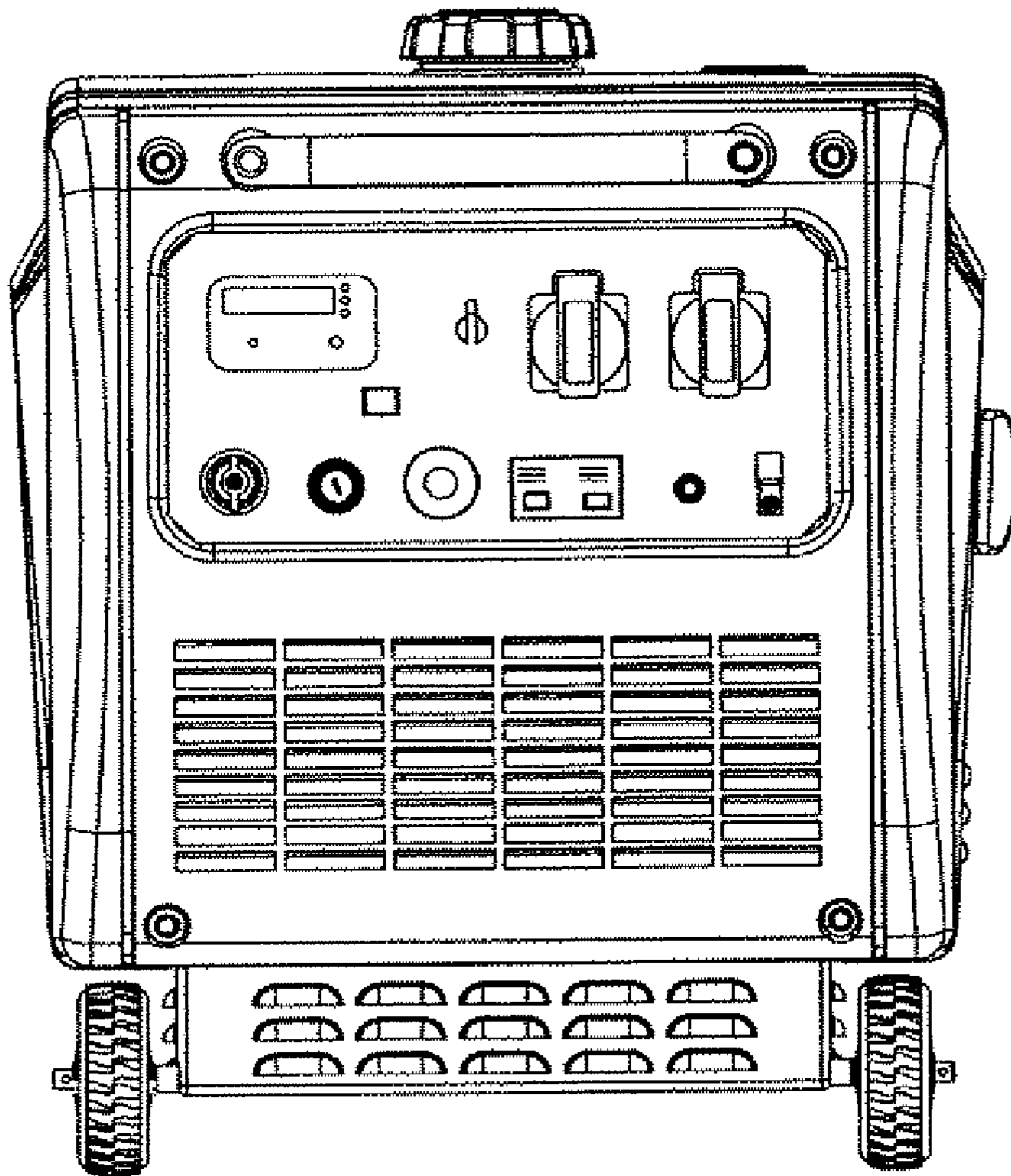


FIG. 3




FIG. 4




FIG. 5

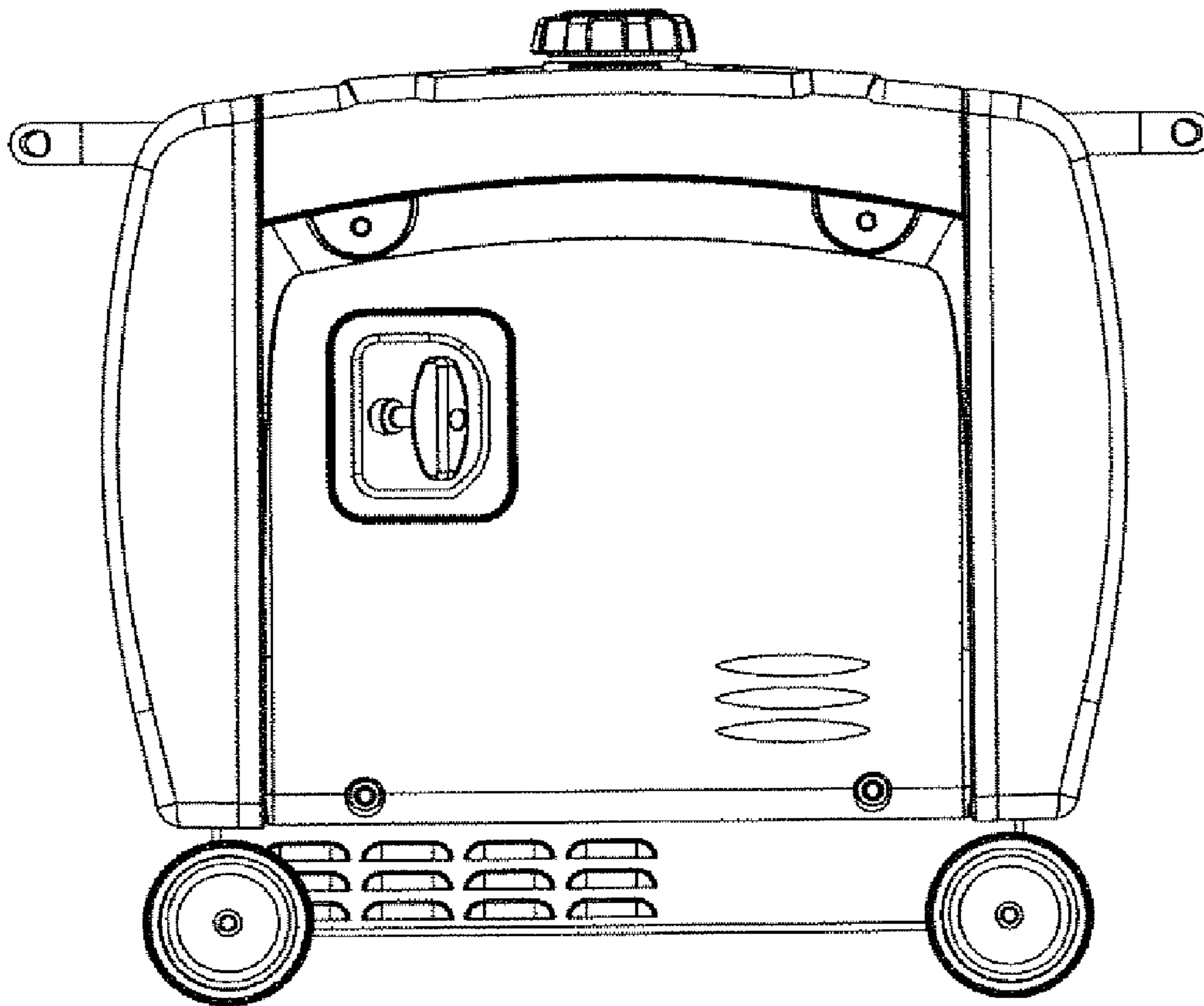


FIG. 6

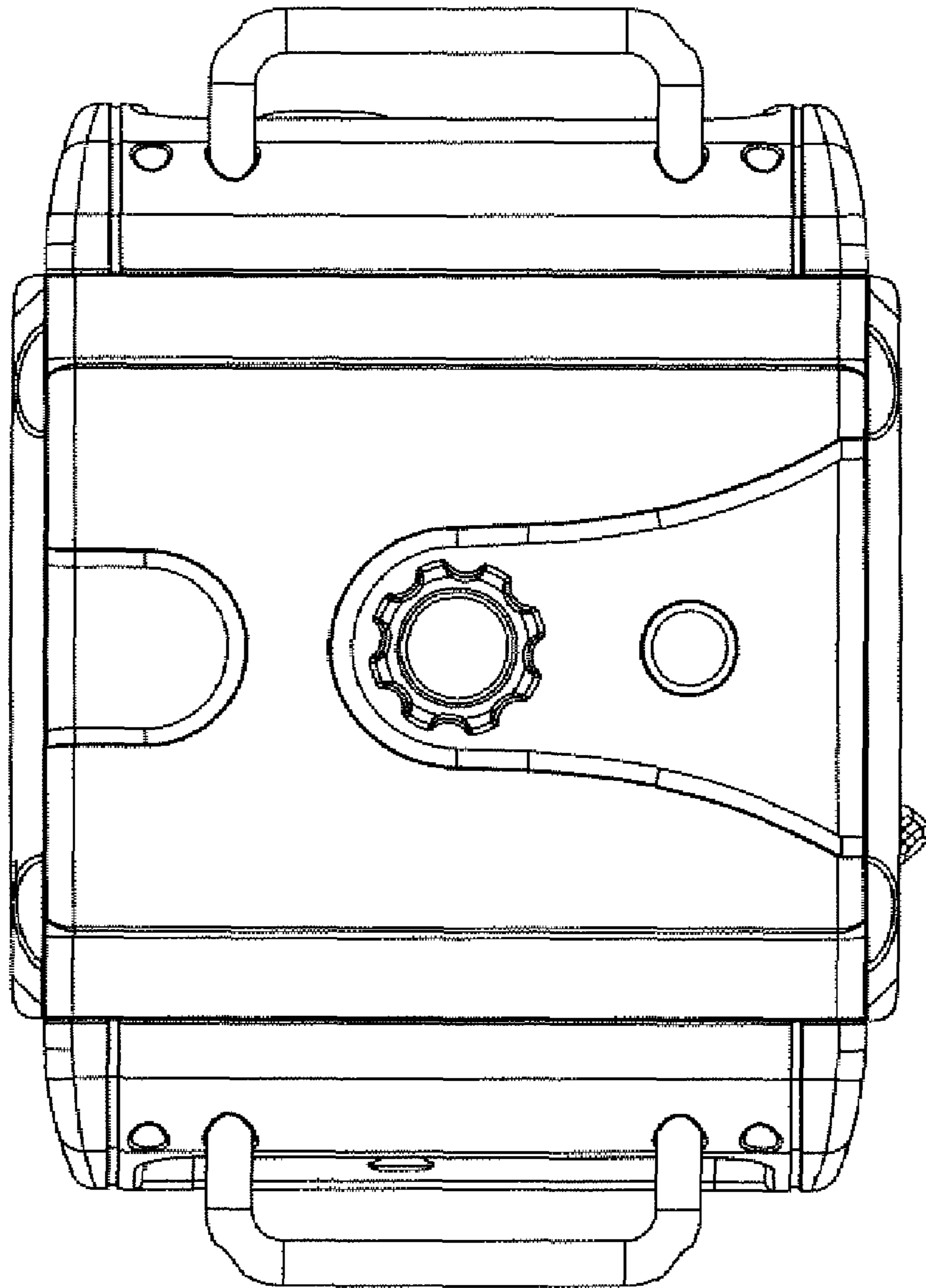


FIG. 7