

US00D593024S

(12) **United States Design Patent**
Bach

(10) **Patent No.:** **US D593,024 S**
(45) **Date of Patent:** **** May 26, 2009**

(54) **SET OF MARINE WINDSHIELD CORNER POSTS**

(76) Inventor: **Darren A. Bach**, #102-917 Cliveden Ave, Delta, British Columbia (CA) V3M 5R6

(**) Term: **14 Years**

(21) Appl. No.: **29/307,550**

(22) Filed: **Apr. 28, 2008**

Related U.S. Application Data

(63) Continuation of application No. 29/292,390, filed on Oct. 11, 2007, now Pat. No. Des. 569,782.

(51) **LOC (9) Cl.** **12-06**

(52) **U.S. Cl.** **D12/317**

(58) **Field of Classification Search** D12/300, D12/304, 310, 315, 317, 318, 182; 114/242, 114/249, 253, 353, 361

See application file for complete search history.

(56) **References Cited**

U.S. PATENT DOCUMENTS

3,016,548	A *	1/1962	Taylor	114/361
3,810,267	A *	5/1974	Fussell et al.	114/361
3,843,982	A *	10/1974	Lane et al.	114/361
5,203,277	A *	4/1993	Norman	114/361
5,309,860	A *	5/1994	Shearer	114/361

D348,040	S *	6/1994	Shearer et al.	D12/317
5,601,050	A *	2/1997	Erskine et al.	114/361
5,784,982	A *	7/1998	Erskine	114/361
D410,890	S *	6/1999	Consaul	D12/317
6,647,914	B1 *	11/2003	Gerhardinger et al.	114/361
D555,070	S *	11/2007	Bach	D12/317

* cited by examiner

Primary Examiner—Holly H Baynham
Assistant Examiner—Cynthia M Chin

(57) **CLAIM**

I claim the ornamental design, a set of marine windshield corner posts, as shown and described.

DESCRIPTION

FIG. 1 is a right frontal elevated perspective view of a set of marine windshield corner posts.

FIG. 2 is a left rear elevated perspective view thereof.

FIG. 3 is a top plan view thereof.

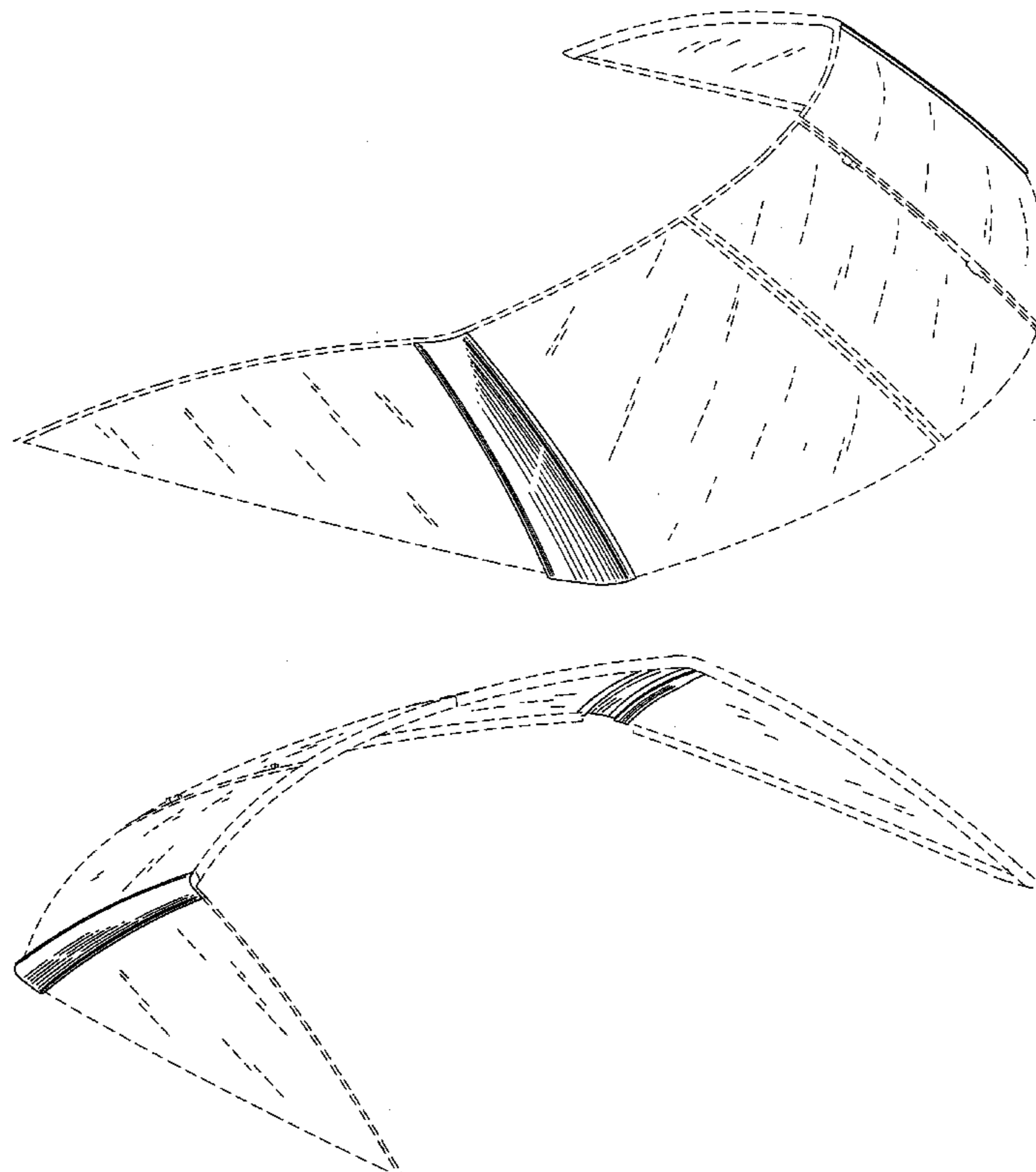
FIG. 4 is a left side elevation view thereof.

FIG. 5 is a right side elevation view thereof; and,

FIG. 6 is a front elevation view thereof.

The broken lines showing the environmental structure are for illustrative purposes only and form no part of the claimed design.

1 Claim, 4 Drawing Sheets



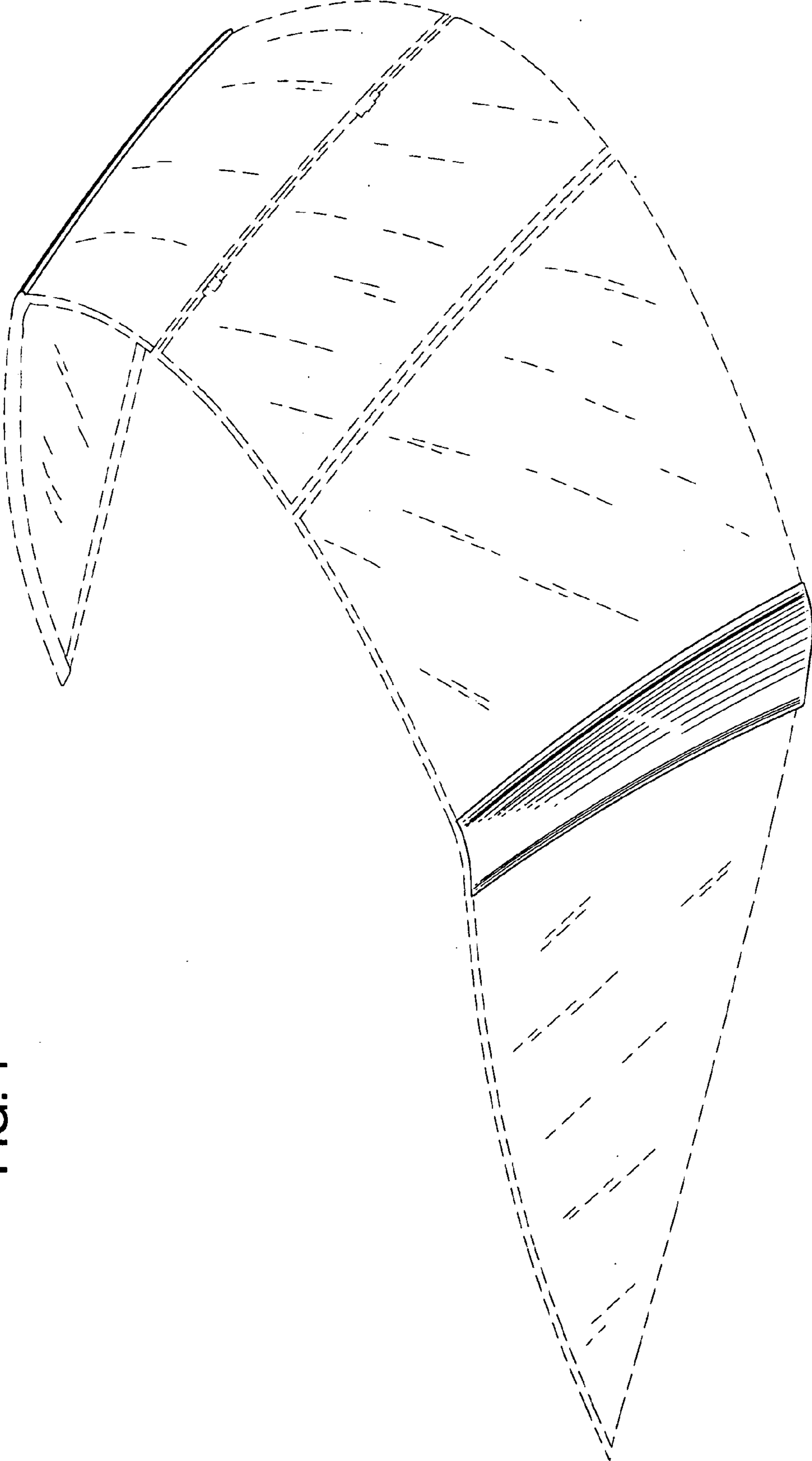
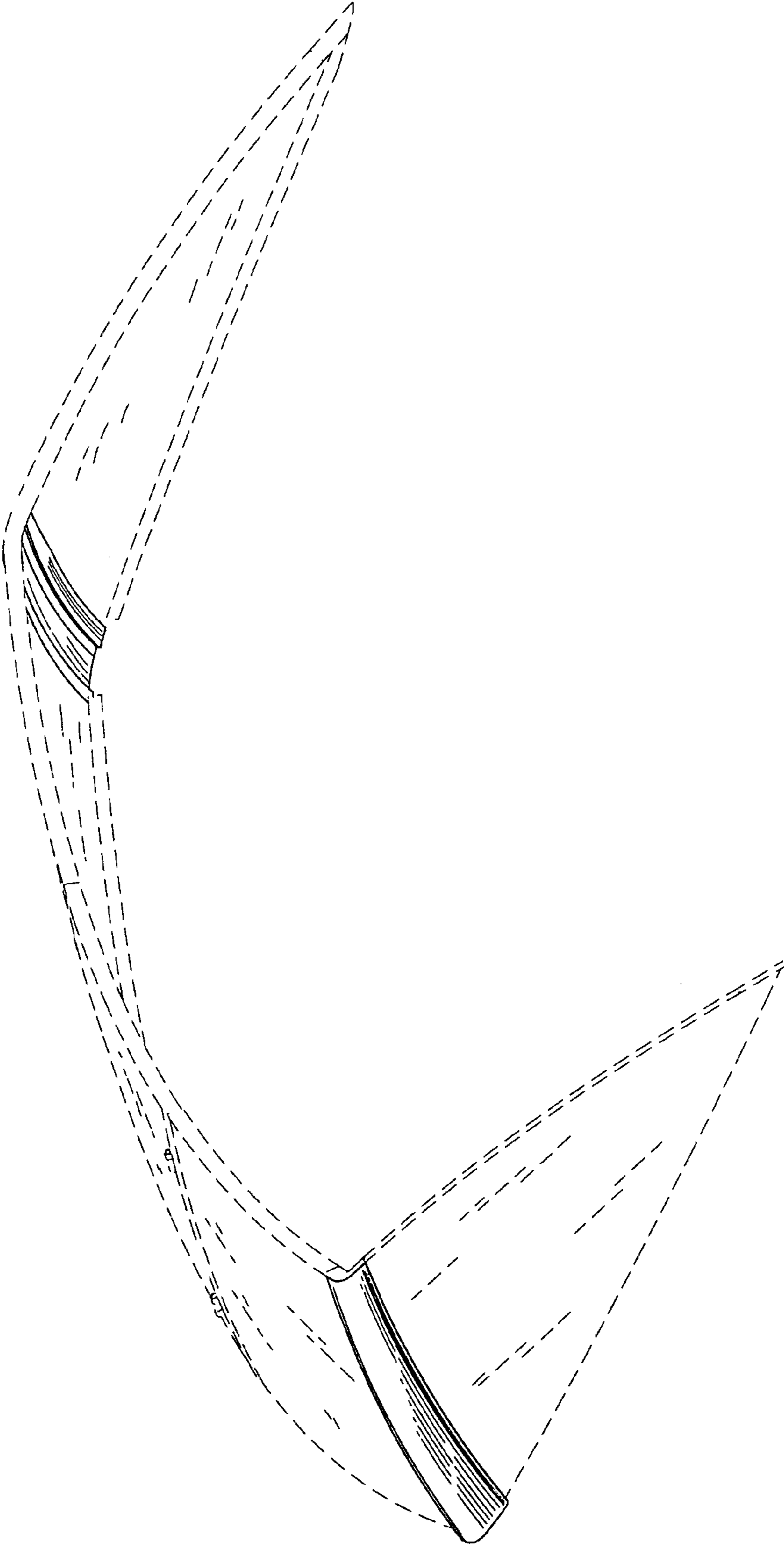


FIG. 1

FIG. 2



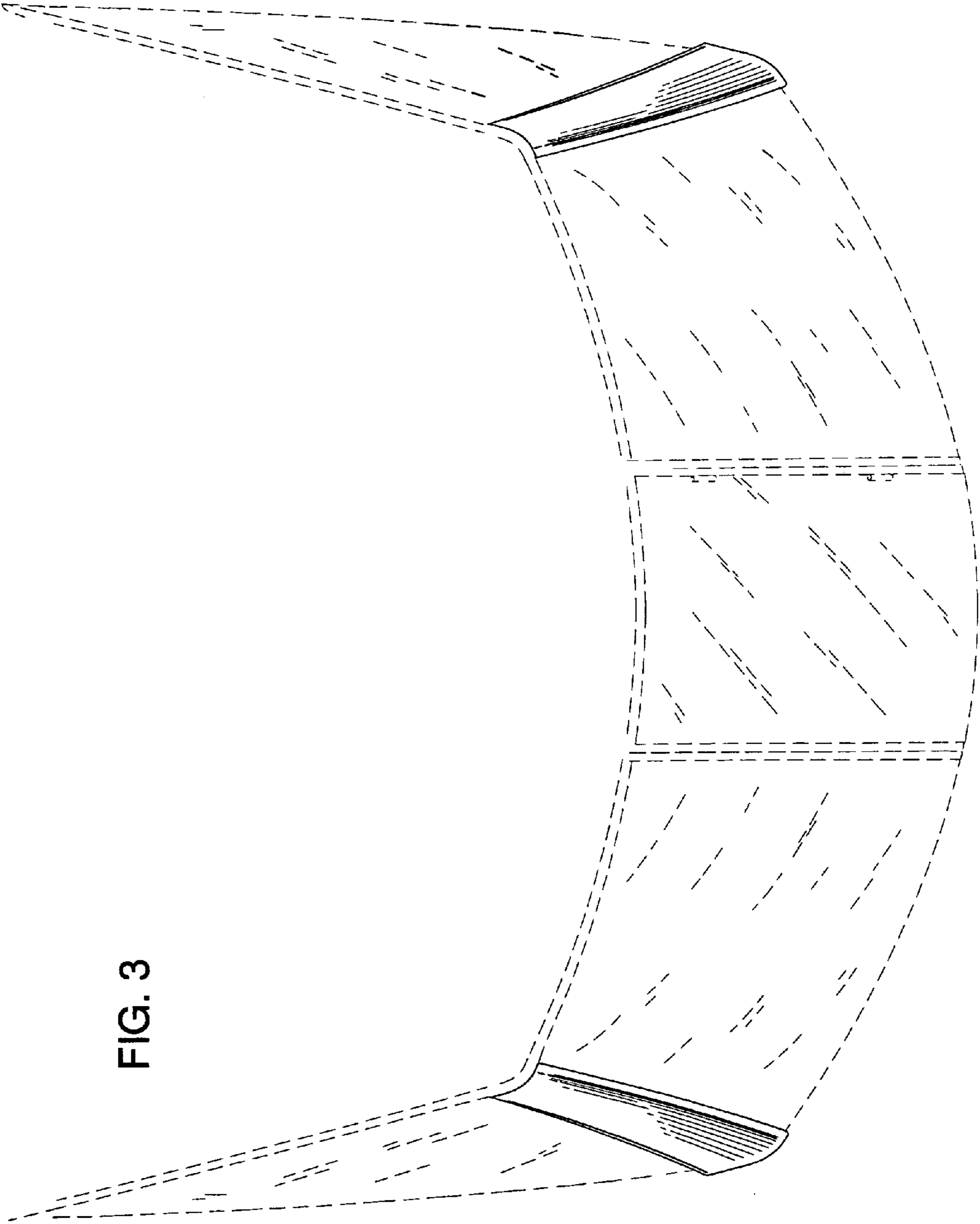


FIG. 3

FIG. 4

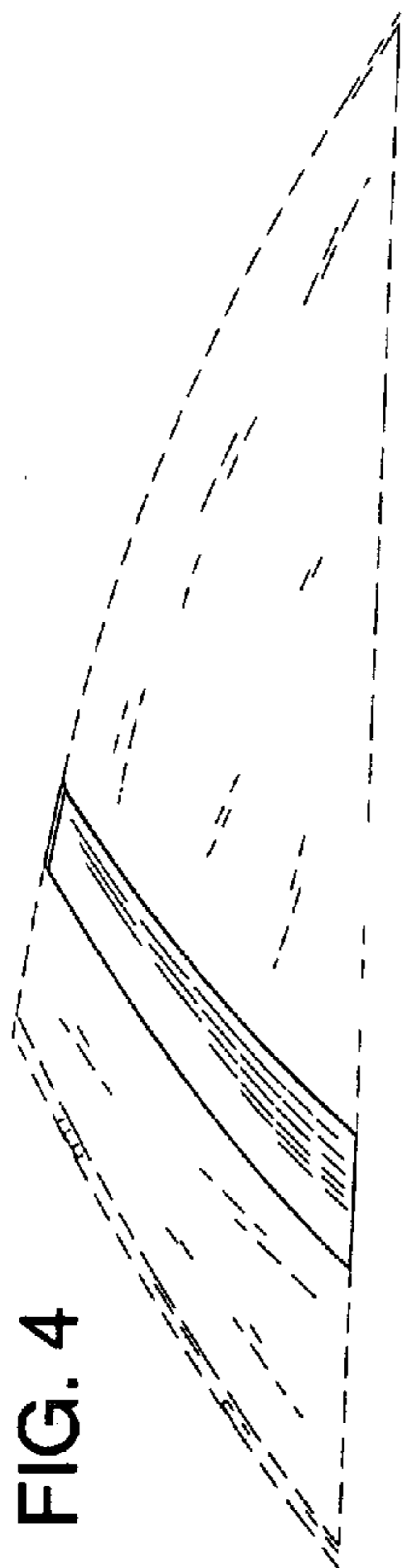


FIG. 5

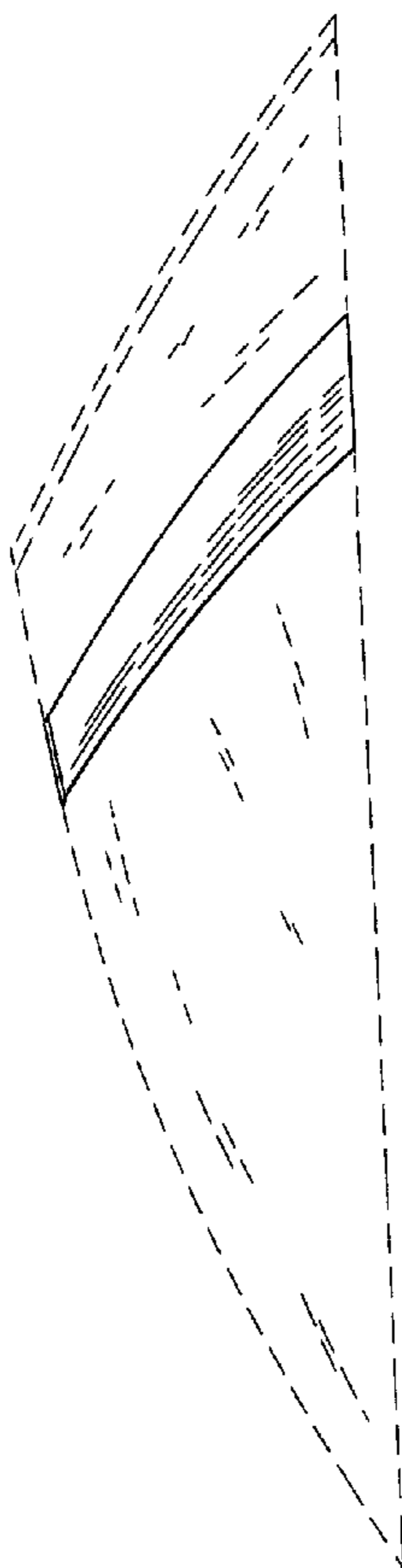


FIG. 6

