



US00D592999S

(12) **United States Design Patent**
Chomiak

(10) **Patent No.:** **US D592,999 S**

(45) **Date of Patent:** **** May 26, 2009**

(54) **RAILWAY VEHICLE**

(75) Inventor: **Luis Chomiak**, Terrazano di Rho (IT)

(73) Assignee: **Bombardier Transportation GmbH**,
Berlin (DE)

(**) Term: **14 Years**

(21) Appl. No.: **29/283,983**

(22) Filed: **Aug. 28, 2007**

(30) **Foreign Application Priority Data**

Feb. 28, 2007	(EM)	000680335-0001
Feb. 28, 2007	(EM)	000680335-0002
Feb. 28, 2007	(EM)	000680335-0003
Feb. 28, 2007	(EM)	000680335-0004
Feb. 28, 2007	(EM)	000680335-0005

(51) **LOC (9) Cl.** **12-03**

(52) **U.S. Cl.** **D12/36; D12/37; D12/38**

(58) **Field of Classification Search** D12/36,
D12/37, 38, 39, 40, 41, 42, 43, 46, 52; 104/281,
104/118, 106, 89, 287, 94, 141-148, 329.1,
104/154, 119-121, 289; D10/40; D21/814,
D21/848, 833

See application file for complete search history.

(56) **References Cited**

U.S. PATENT DOCUMENTS

D87,241 S *	6/1932	Robinson	D12/40
D100,002 S *	6/1936	Adams et al.	D12/40
D105,533 S *	8/1937	Loewy et al.	D12/40
D106,154 S *	9/1937	Stout	D12/40
D109,538 S *	5/1938	Stevens	D12/40
D129,995 S *	10/1941	Hamilton	D12/38
D143,323 S *	12/1945	Jergenson	D12/40
D148,308 S *	1/1948	Kuhler	D12/43
D164,917 S *	10/1951	Girardy	D12/40

D164,920 S *	10/1951	Girardy	D12/40
D164,921 S *	10/1951	Girardy	D12/40
D188,475 S *	7/1960	Gurr	D12/37
D205,105 S *	6/1966	Clary et al.	D12/36
3,412,689 A *	11/1968	Hawes	104/118
3,470,828 A *	10/1969	Powell, Jr. et al.	104/285
3,566,797 A *	3/1971	Giraud	104/23.2
D220,889 S *	6/1971	King	D12/36
4,031,662 A *	6/1977	Beshany	104/118
D292,971 S *	12/1987	Frech et al.	D12/37
D329,028 S *	9/1992	Malewicki	D12/37
5,653,173 A *	8/1997	Fischer	104/124
5,865,123 A *	2/1999	Powell et al.	104/281
D478,842 S *	8/2003	Deschenes et al.	D12/43
D498,705 S *	11/2004	Meissner	D12/37
D499,047 S *	11/2004	Meissner	D12/37
D514,982 S *	2/2006	Meissner	D12/37

* cited by examiner

Primary Examiner—T. Chase Nelson

Assistant Examiner—Ania K. Dworzecka

(74) *Attorney, Agent, or Firm*—Proskauer Rose LLP

(57) **CLAIM**

The ornamental design for a railway vehicle, as shown and described.

DESCRIPTION

FIG. 1 is a right side elevation view of a railway vehicle showing my new design;

FIG. 2 is a front elevation view;

FIG. 3 is a left side elevation view;

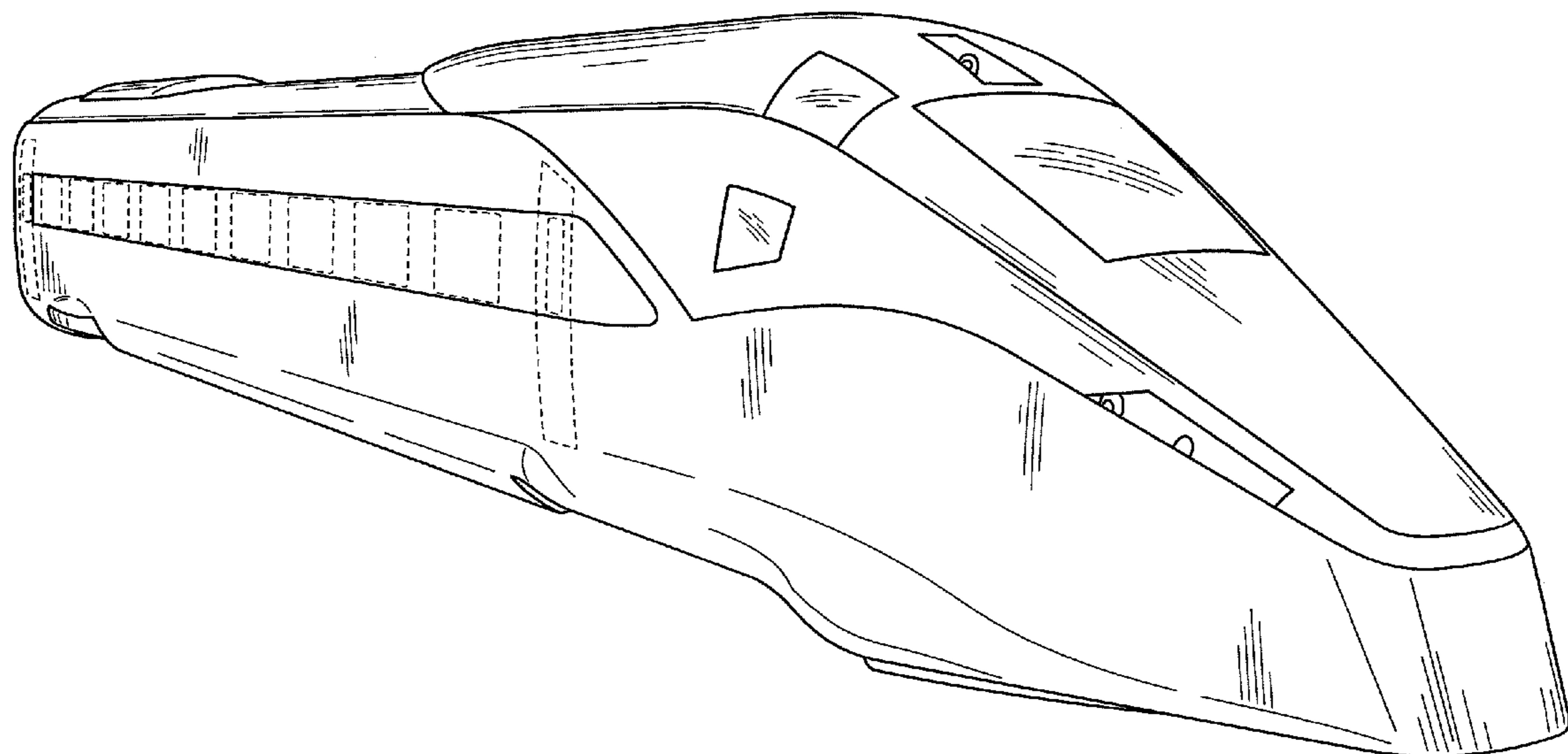
FIG. 4 is a rear elevation view;

FIG. 5 is a top plan view; and,

FIG. 6 is a front perspective view.

Portions of the railway vehicle shown in broken lines in FIGS. 1-6 form no part of the claimed design.

1 Claim, 4 Drawing Sheets



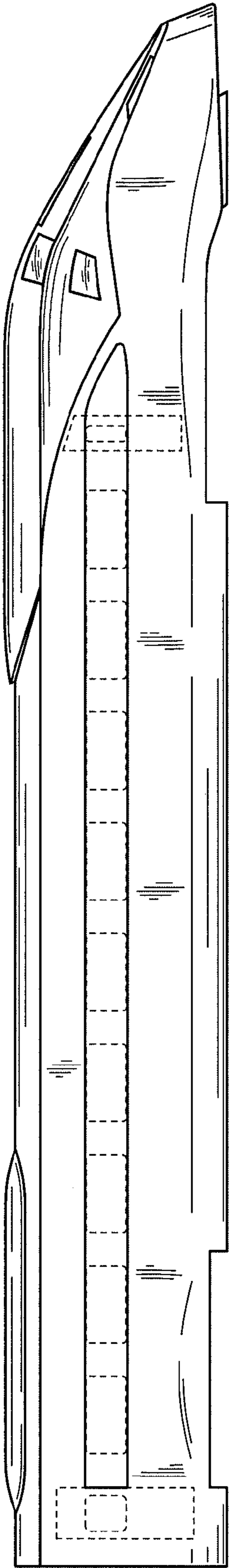


FIG. 1

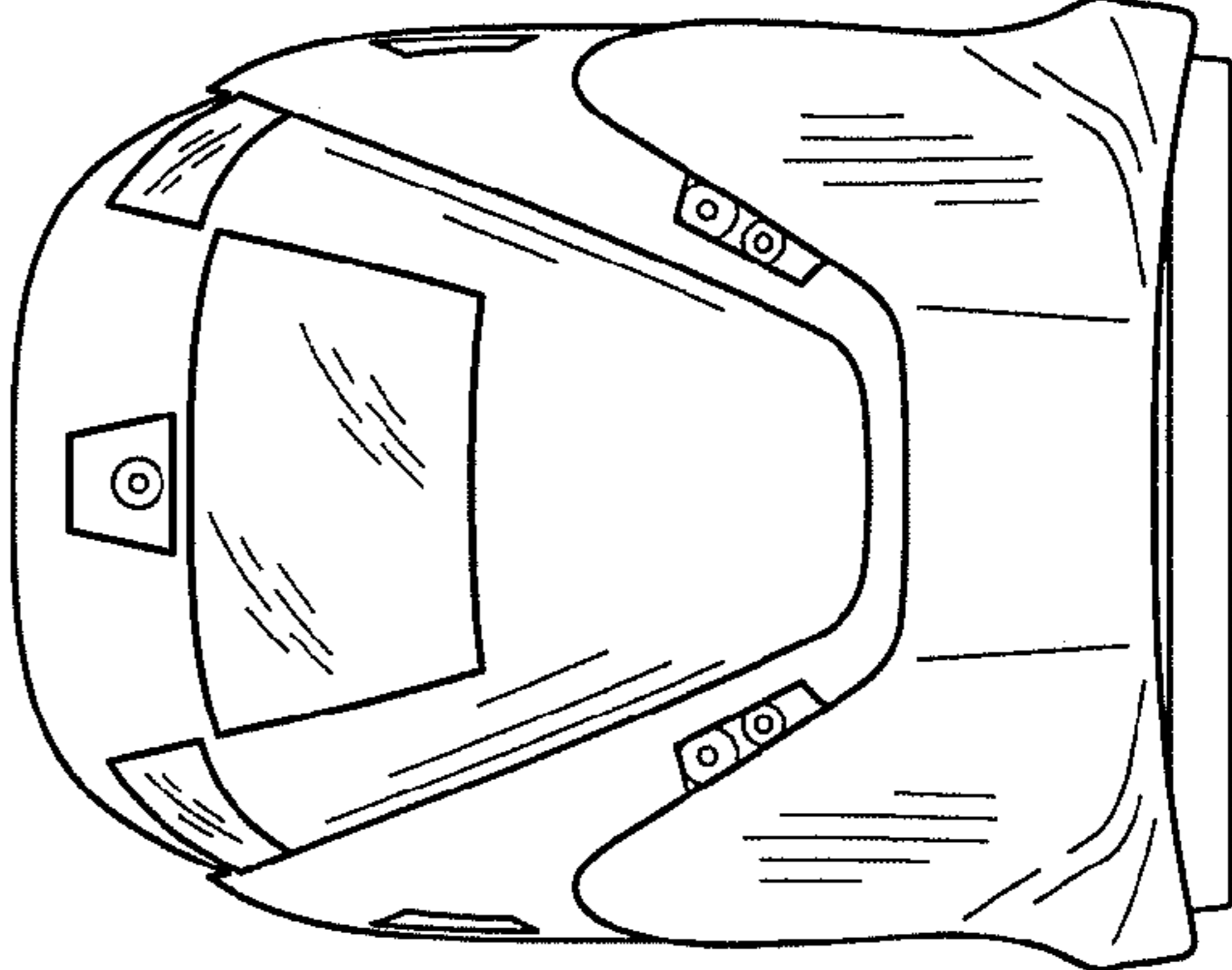


FIG. 2

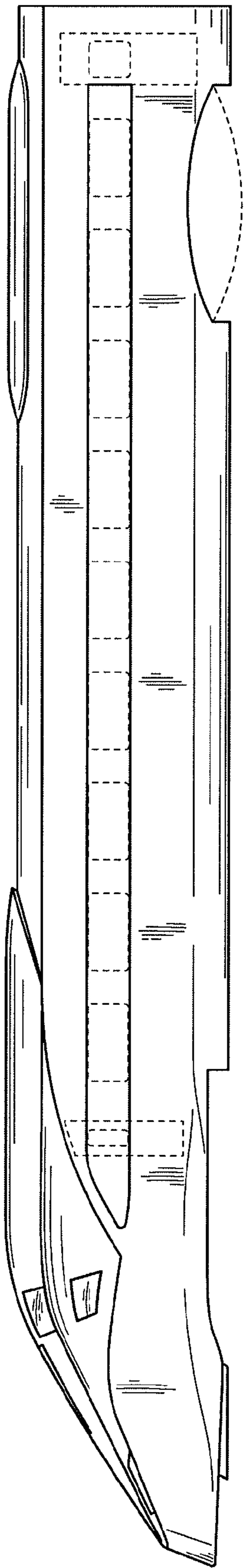


FIG. 3

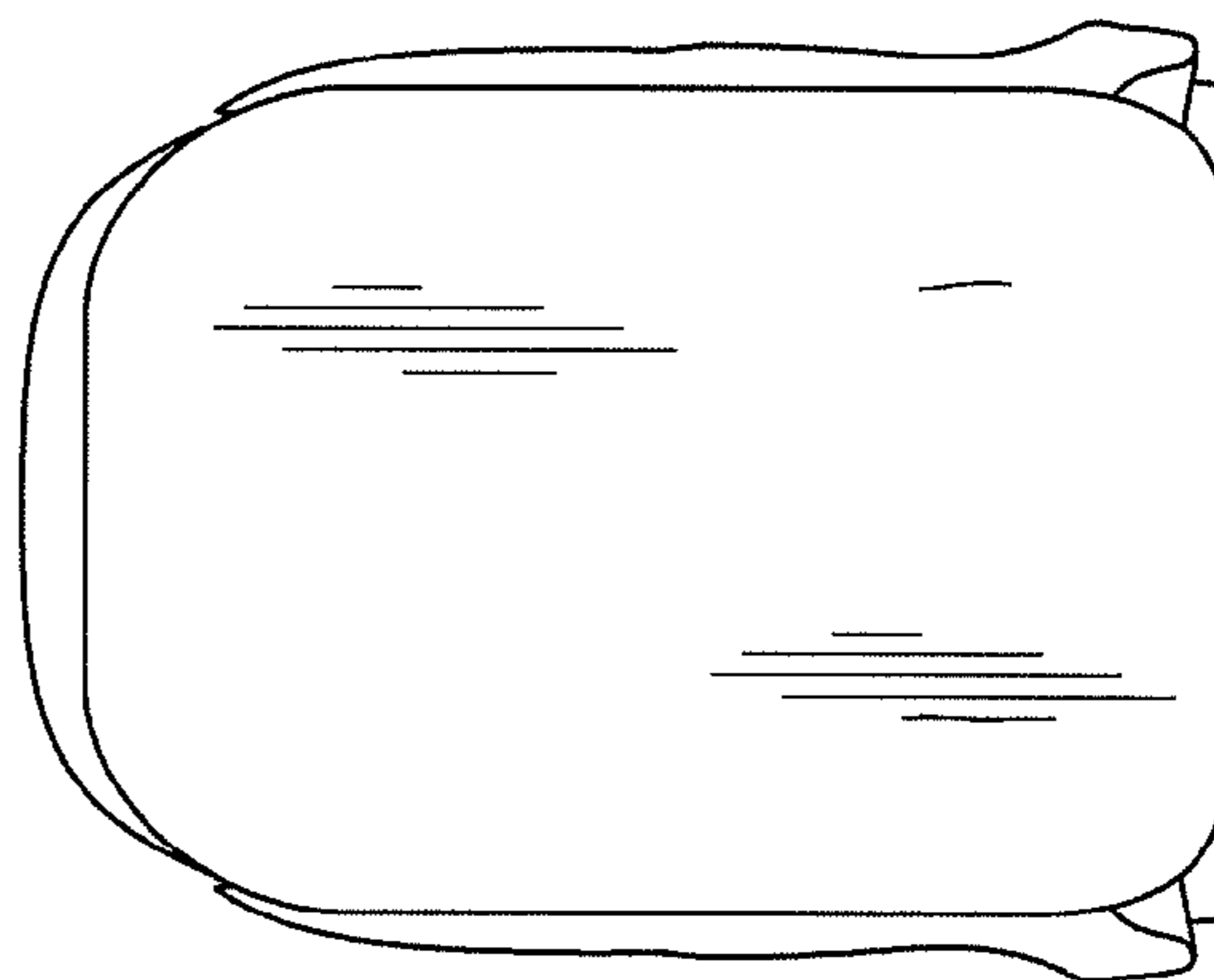


FIG. 4




FIG. 5

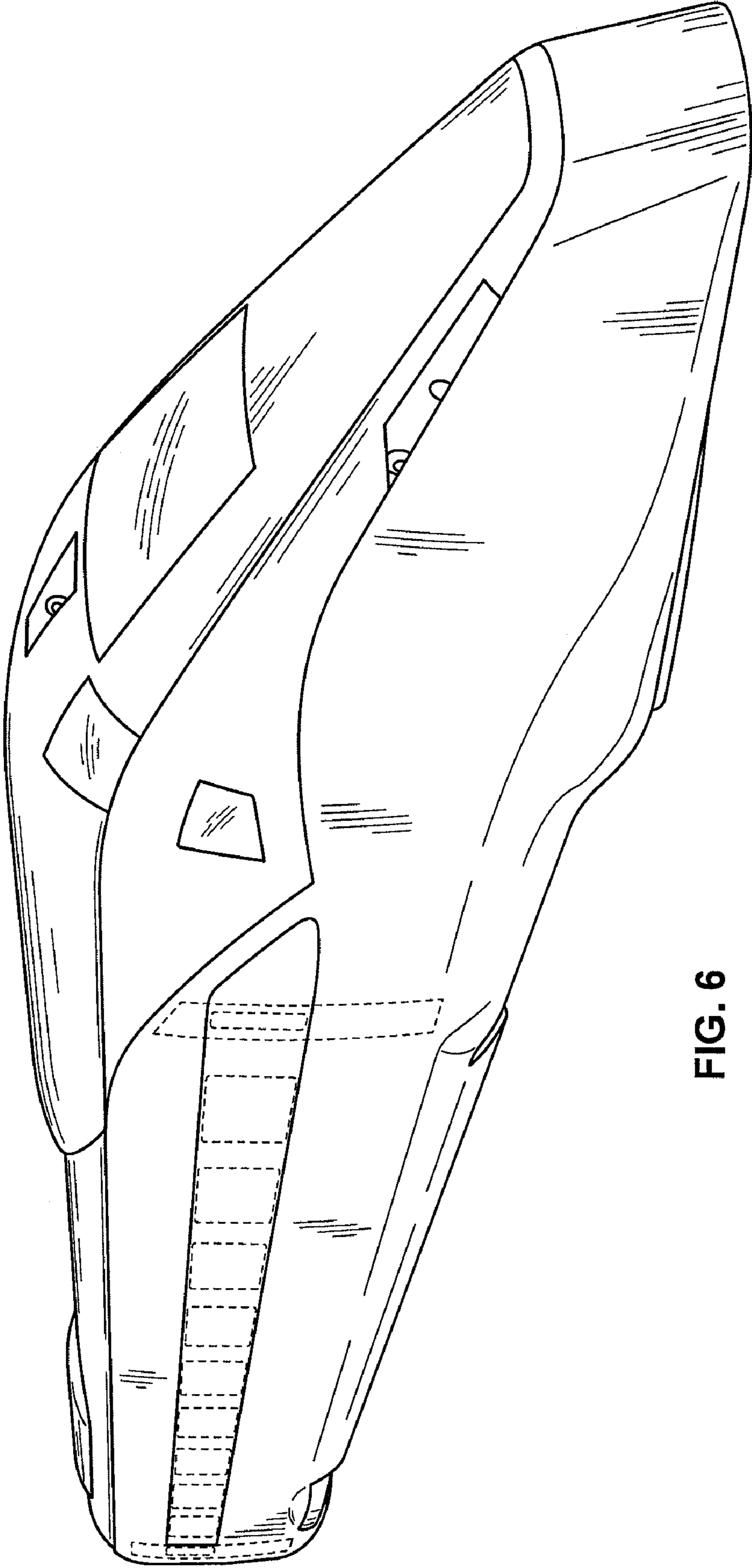


FIG. 6