



US00D592977S

(12) **United States Design Patent**  
**Furetta**

(10) **Patent No.:** **US D592,977 S**

(45) **Date of Patent:** **\*\* May 26, 2009**

(54) **WATCH**

(75) Inventor: **Alessandra Furetta**, Evillard (CH)

(73) Assignee: **Rado Uhren AG (Rado Watch Co. Ltd.) (Montres Rado SA)**, Lengnau (CH)

(\*\*) Term: **14 Years**

(21) Appl. No.: **29/324,695**

(22) Filed: **Sep. 18, 2008**

(30) **Foreign Application Priority Data**

Mar. 27, 2008 (WO) ..... DM/069 981

(51) **LOC (9) Cl.** ..... **10-02**

(52) **U.S. Cl.** ..... **D10/32**

(58) **Field of Classification Search** ..... D10/30-39,  
D10/122-126; D11/3, 12; 368/276, 281,  
368/282, 285, 80, 223, 228, 232

See application file for complete search history.

(56) **References Cited**

**U.S. PATENT DOCUMENTS**

1,751,792	A *	3/1930	Carlson	.....	59/80
D274,504	S *	7/1984	Bulgari	.....	D10/32
D299,811	S *	2/1989	Tsukui	.....	D10/32
4,825,427	A *	4/1989	Wollman	.....	368/282
D381,585	S *	7/1997	Gogniat	.....	D10/32
D390,479	S *	2/1998	Brandys et al.	.....	D10/39
D401,512	S *	11/1998	Coquerel	.....	D10/32
D404,319	S *	1/1999	Deleskiewicz	.....	D10/32

D407,334	S *	3/1999	Stoll	.....	D10/32
D413,818	S *	9/1999	Baumann	.....	D10/32
D440,886	S *	4/2001	Burgener	.....	D10/32
D442,093	S *	5/2001	Fuchs	.....	D10/39
D444,716	S *	7/2001	Bodino	.....	D10/32
D447,064	S *	8/2001	Giardiello	.....	D10/32
D475,935	S *	6/2003	Modolo	.....	D10/39
D534,438	S *	1/2007	Bedat	.....	D10/32
D559,123	S *	1/2008	Modolo	.....	D10/32
D574,261	S *	8/2008	Dreyfuss	.....	D10/32
D575,656	S *	8/2008	Scholpp	.....	D11/3
D576,509	S *	9/2008	Scholpp	.....	D11/3
D578,900	S *	10/2008	Nisembaum	.....	D10/32
D579,789	S *	11/2008	Furetta	.....	D10/32

\* cited by examiner

*Primary Examiner*—Lucy Lieberman

(74) *Attorney, Agent, or Firm*—Collen IP; Donald J. Ranft

(57) **CLAIM**

The ornamental design for a watch, as shown and described.

**DESCRIPTION**

FIG. 1 is a front view of my new, original and ornamental design for a watch;

FIG. 2 is a rear view thereof;

FIG. 3 is a top view thereof;

FIG. 4 is a bottom view thereof;

FIG. 5 is a right side view thereof;

FIG. 6 is a left side view thereof; and,

FIG. 7 is a front perspective view thereof.

**1 Claim, 4 Drawing Sheets**

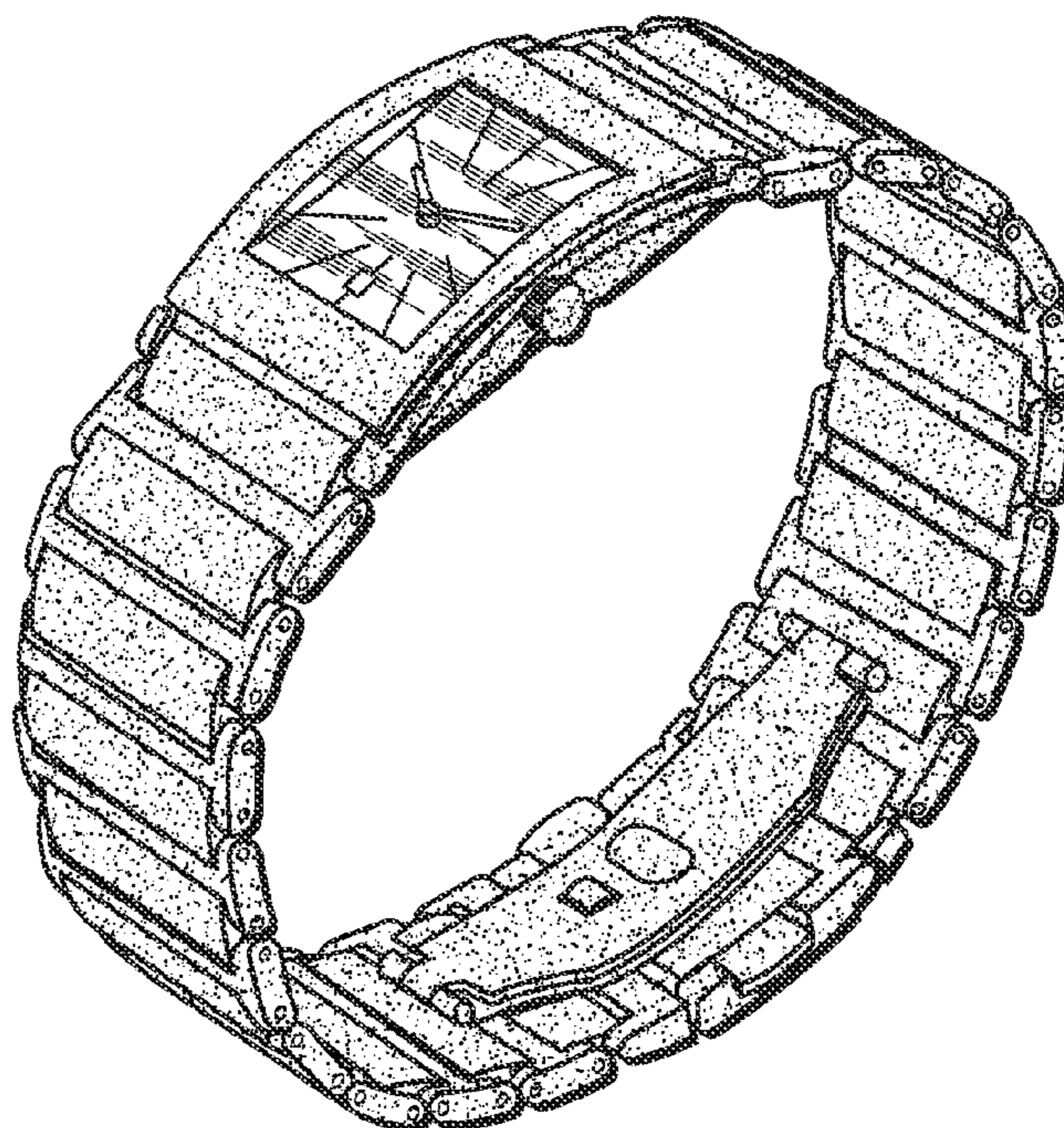


Fig. 1

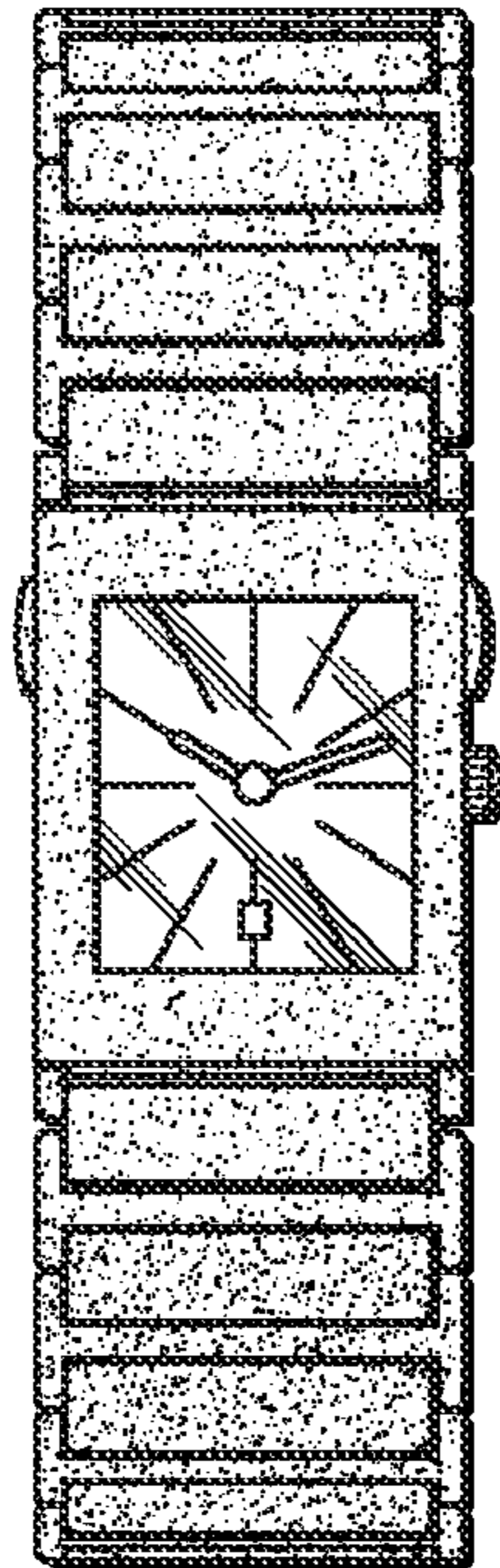


Fig. 2

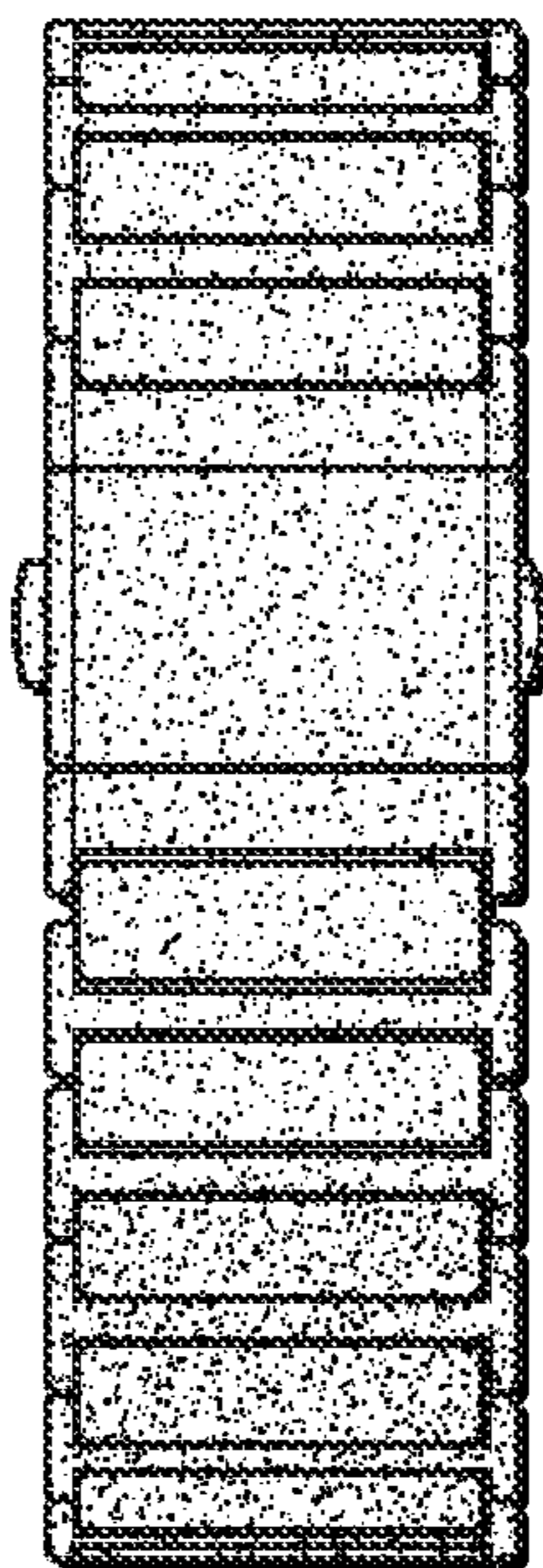


Fig. 3

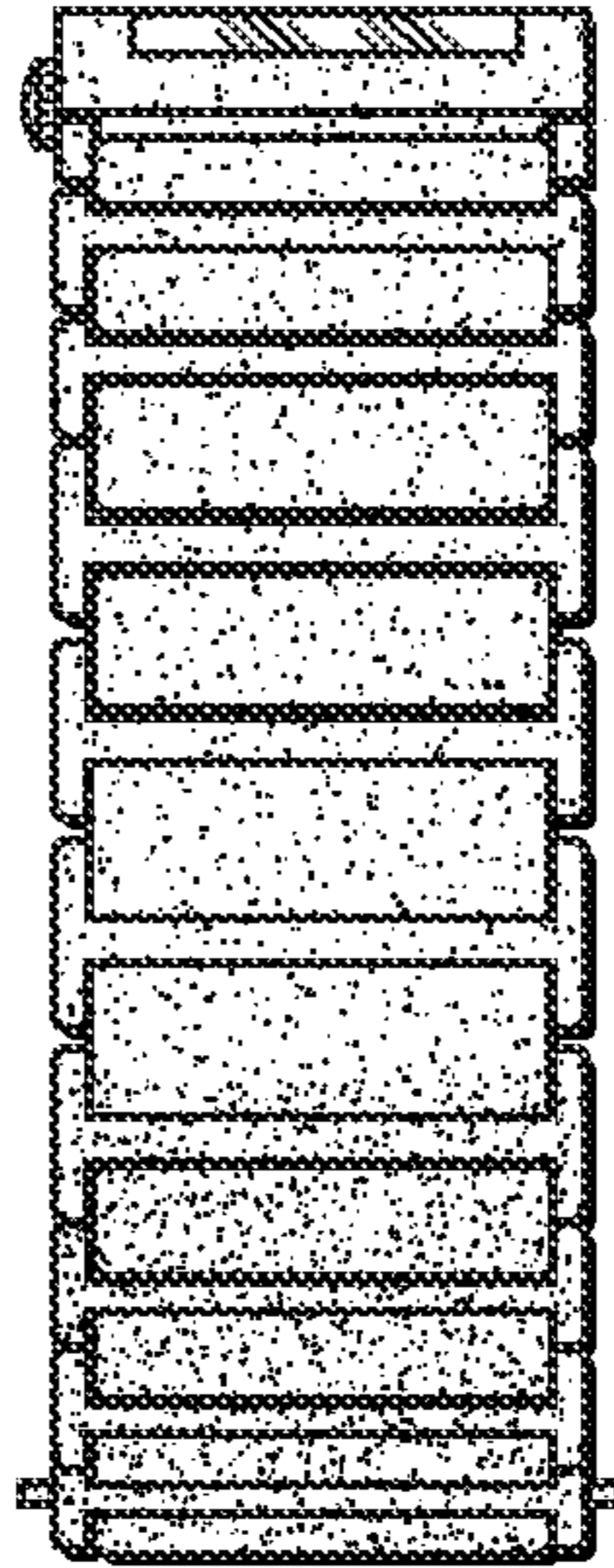


Fig. 4

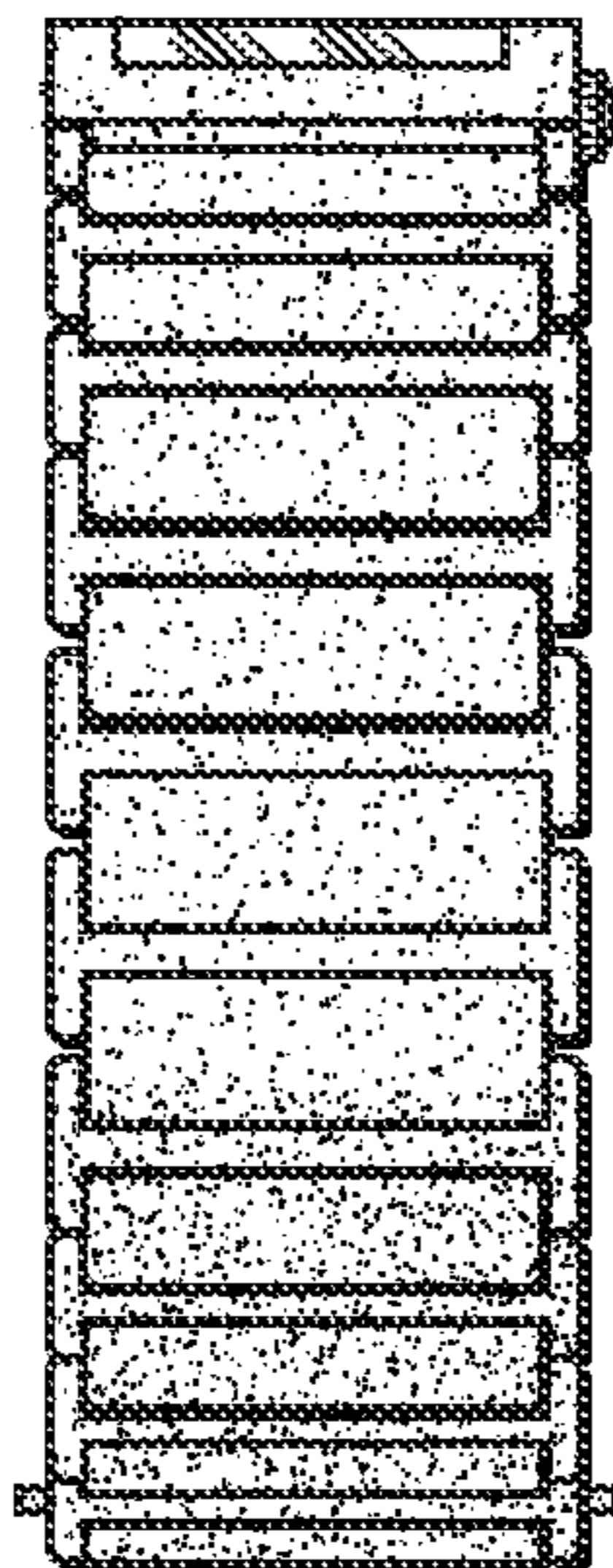


Fig. 5

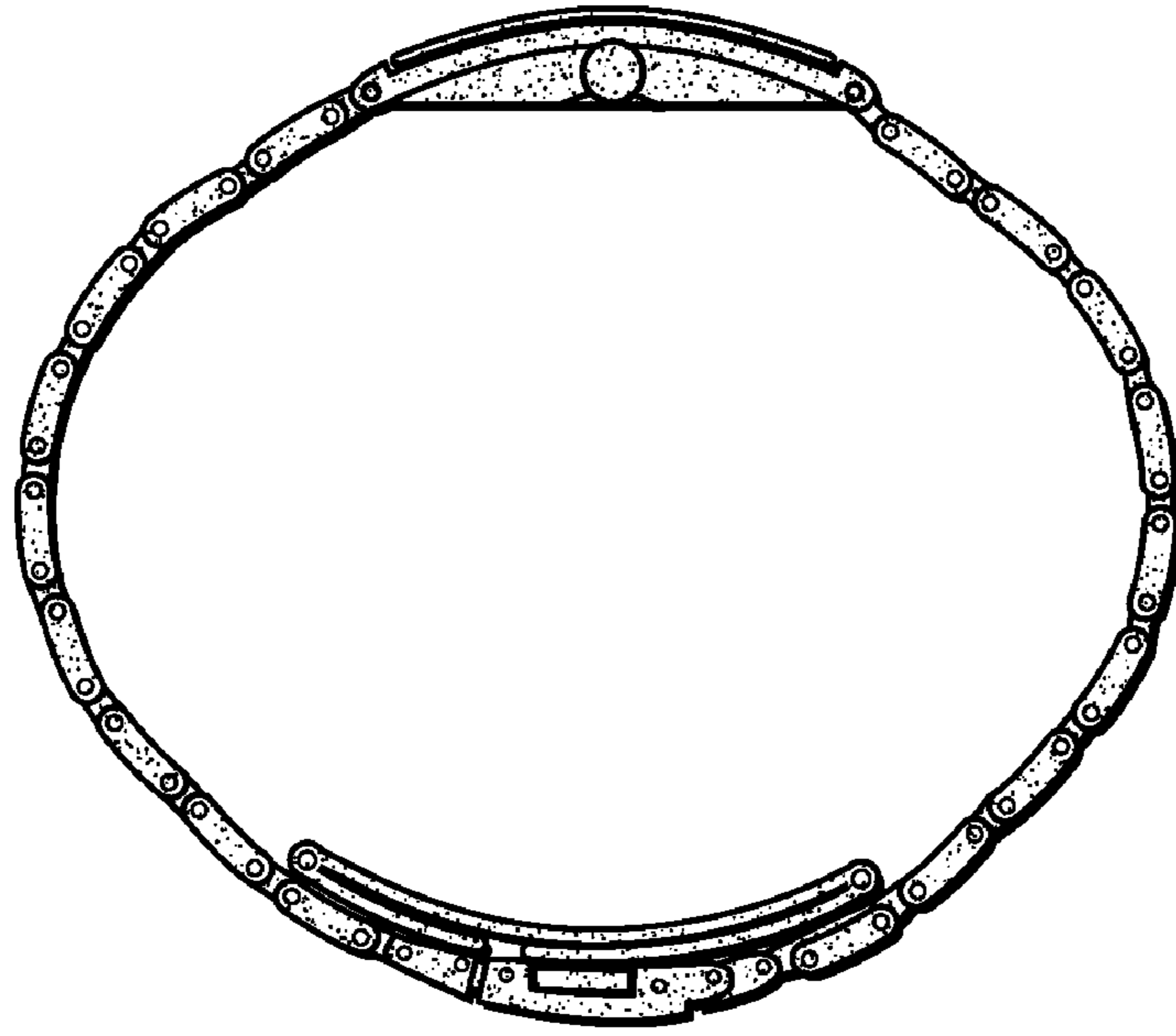


Fig. 6

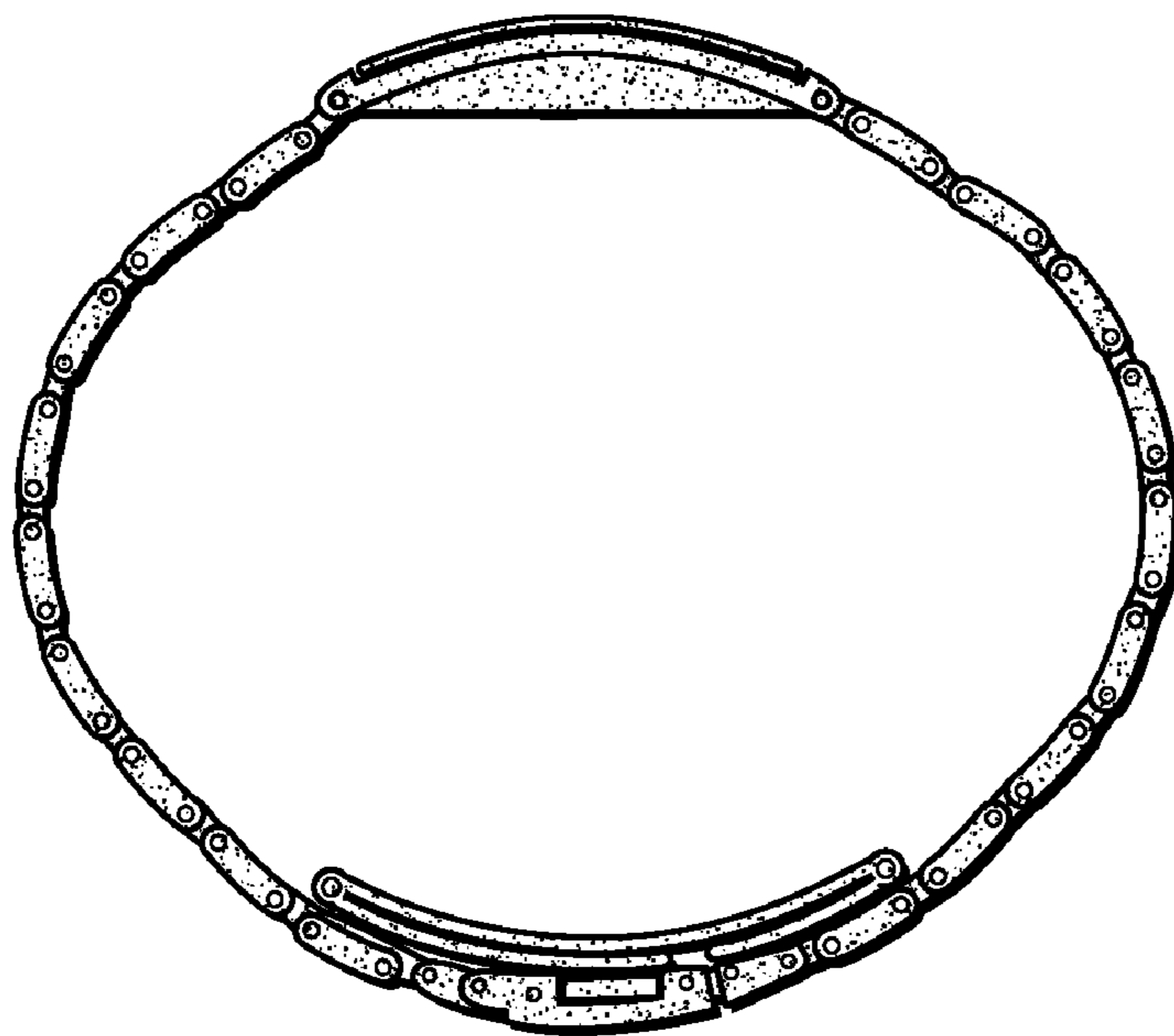


Fig. 7

