



US00D592975S

(12) **United States Design Patent**  
**Markl**

(10) **Patent No.:** **US D592,975 S**

(45) **Date of Patent:** **\*\* May 26, 2009**

(54) **WRISTWATCH**

(75) Inventor: **Xavier Markl**, Neuchâtel (CH)

(73) Assignee: **Girand-Perregaux SA**, La  
Chaux-de-Fonds (CH)

(\*\*) Term: **14 Years**

(21) Appl. No.: **29/274,930**

(22) Filed: **Jun. 8, 2007**

(51) **LOC (9) Cl.** ..... **10-02**

(52) **U.S. Cl.** ..... **D10/32**

(58) **Field of Classification Search** ..... D10/30-39,  
D10/122-132; D11/3; 368/21-27, 28, 276,  
368/281, 282, 285, 80, 223, 228, 232, 308  
See application file for complete search history.

(56) **References Cited**

**U.S. PATENT DOCUMENTS**

2,361,563	A *	10/1944	Pellaton	.....	368/80
D221,789	S *	9/1971	Kolbrener	.....	D10/39
3,740,944	A *	6/1973	Chopard	.....	368/281
4,019,037	A *	4/1977	Monna	.....	708/111
5,220,541	A *	6/1993	Vuilleumier	.....	368/88
5,282,179	A *	1/1994	Vuilleumier	.....	368/28
5,383,165	A *	1/1995	Vaucher	.....	368/27
D357,192	S *	4/1995	Schneider	.....	D10/32
5,745,440	A *	4/1998	Chen	.....	368/27
D474,118	S *	5/2003	Monachon	.....	D10/32
6,570,823	B1 *	5/2003	Gilomen et al.	.....	368/113
D484,423	S *	12/2003	Takahashi	.....	D10/32

D508,653	S *	8/2005	Roden	.....	D10/32
D538,182	S *	3/2007	Lalo	.....	D10/32
D549,598	S *	8/2007	Yoshikawa	.....	D10/32
D551,095	S *	9/2007	Monachon	.....	D10/32
7,307,916	B2 *	12/2007	Vogt et al.	.....	368/21
D559,124	S *	1/2008	Modolo	.....	D10/32

\* cited by examiner

*Primary Examiner*—Lucy Lieberman

(74) *Attorney, Agent, or Firm*—Sughrue Mion, PLLC

(57) **CLAIM**

The ornamental design for a wristwatch, as shown.

**DESCRIPTION**

The patent or application file contains at least one drawing executed in color. Copies of this patent or patent application publication with color drawings will be provided by the Office upon request and payment of the necessary fee.

FIG. 1 is a perspective view of the front and right side of a wristwatch showing my new design;

FIG. 2 is a front elevational view thereof;

FIG. 3 is a rear elevational view thereof;

FIG. 4 is a right side elevational view thereof;

FIG. 5 is a left side elevational view thereof;

FIG. 6 is a top plan view thereof; and,

FIG. 7 is a bottom plan view thereof.

**1 Claim, 2 Drawing Sheets**  
**(2 of 2 Drawing Sheet(s) Filed in Color)**



FIG. 1



FIG. 2




FIG. 3




FIG. 4




FIG 6




FIG. 5





FIG 7



UNITED STATES PATENT AND TRADEMARK OFFICE  
**CERTIFICATE OF CORRECTION**

PATENT NO. : Des. 592,975 S  
APPLICATION NO. : 29/274930  
DATED : May 26, 2009  
INVENTOR(S) : Xavier Markl

Page 1 of 1

It is certified that error appears in the above-identified patent and that said Letters Patent is hereby corrected as shown below:

Title Page:

Please amend as follows:

(73) **Girard**-Perregaux SA

Signed and Sealed this  
Fourth Day of August, 2009



JOHN DOLL  
*Acting Director of the United States Patent and Trademark Office*