



US00D592951S

(12) **United States Design Patent**
Zeyfang

(10) **Patent No.:** **US D592,951 S**
(45) **Date of Patent:** **** May 26, 2009**

(54) **TEXTURED PULL CAP**

(75) Inventor: **Frederick W. Zeyfang**, Erie, PA (US)

(73) Assignee: **Protective Industries, Inc.**, Buffalo, NY (US)

(**) Term: **14 Years**

(21) Appl. No.: **29/309,883**

(22) Filed: **Oct. 30, 2008**

Related U.S. Application Data

(60) Division of application No. 29/300,575, filed on Apr. 11, 2008, which is a continuation-in-part of application No. 11/258,122, filed on Oct. 26, 2005.

(51) **LOC (9) Cl.** **09-07**

(52) **U.S. Cl.** **D9/443; D9/454**

(58) **Field of Classification Search** D9/499, D9/445, 444, 439, 435, 434, 428, 600, 689, D9/529, 443; D8/DIG. 2, 402, 312, 310, D8/353; D7/398, 387, 395; D24/196; D23/250; D22/116; 220/802, 801, 713, 712, 254.7, 220/521; D1/128, 199; 16/421; D28/87
See application file for complete search history.

(56) **References Cited**

U.S. PATENT DOCUMENTS

1,675,365 A * 7/1928 McAtree 401/75
1,725,166 A * 8/1929 Spanier et al. 215/11.1

3,203,569 A * 8/1965 Shomock et al. 215/11.1
D330,938 S * 11/1992 Sakashita D24/196
D354,223 S * 1/1995 McIlvain D9/444
D377,147 S * 1/1997 Baron D9/529
5,648,031 A 7/1997 Sturtevant et al.
D417,275 S * 11/1999 Conforti D24/130
D483,155 S * 12/2003 Orsomando D28/89
D516,916 S * 3/2006 Cornet et al. D9/504
D539,980 S * 4/2007 Kadlubowski et al. D28/76

OTHER PUBLICATIONS

VFC Series Flexible Vinyl Cap Plugs from www.Capplugs.com (2009).

* cited by examiner

Primary Examiner—Susan Bennett Hattan

(57) **CLAIM**

The ornamental design for a textured pull cap, as shown and described.

DESCRIPTION

FIG. 1 is a perspective view of a textured pull cap showing my new design;

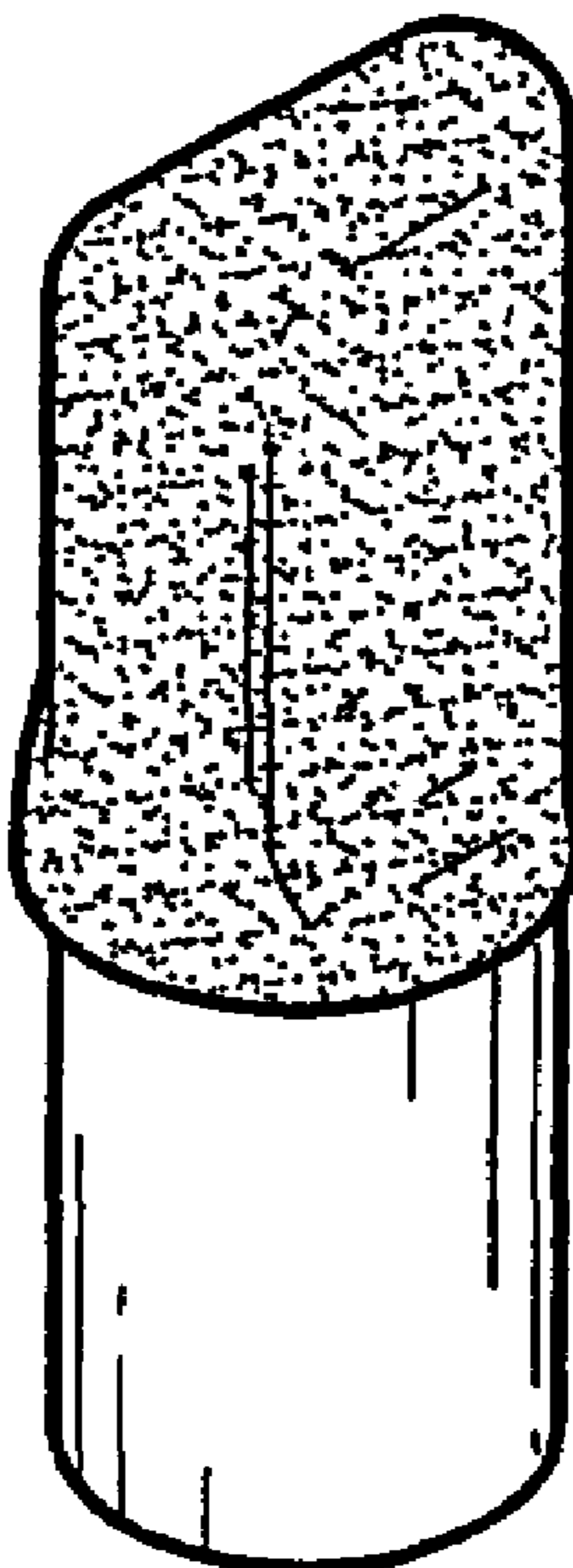
FIG. 2 is a side view of the textured pull cap of FIG. 1;

FIG. 3 is a side view of the textured pull cap of FIG. 1 rotated 90 degrees;

FIG. 4 is a top view of the textured pull cap of FIG. 1; and,

FIG. 5 is a bottom view of the textured pull cap of FIG. 1.

1 Claim, 1 Drawing Sheet



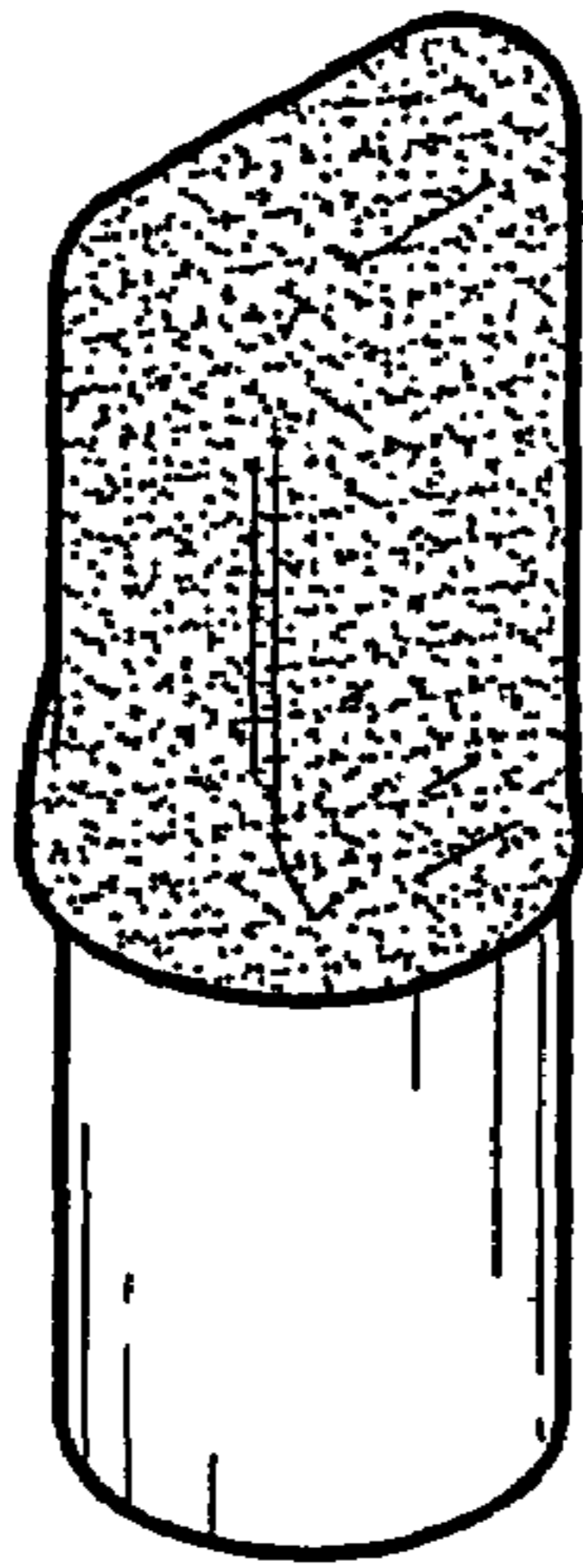


FIG. 1

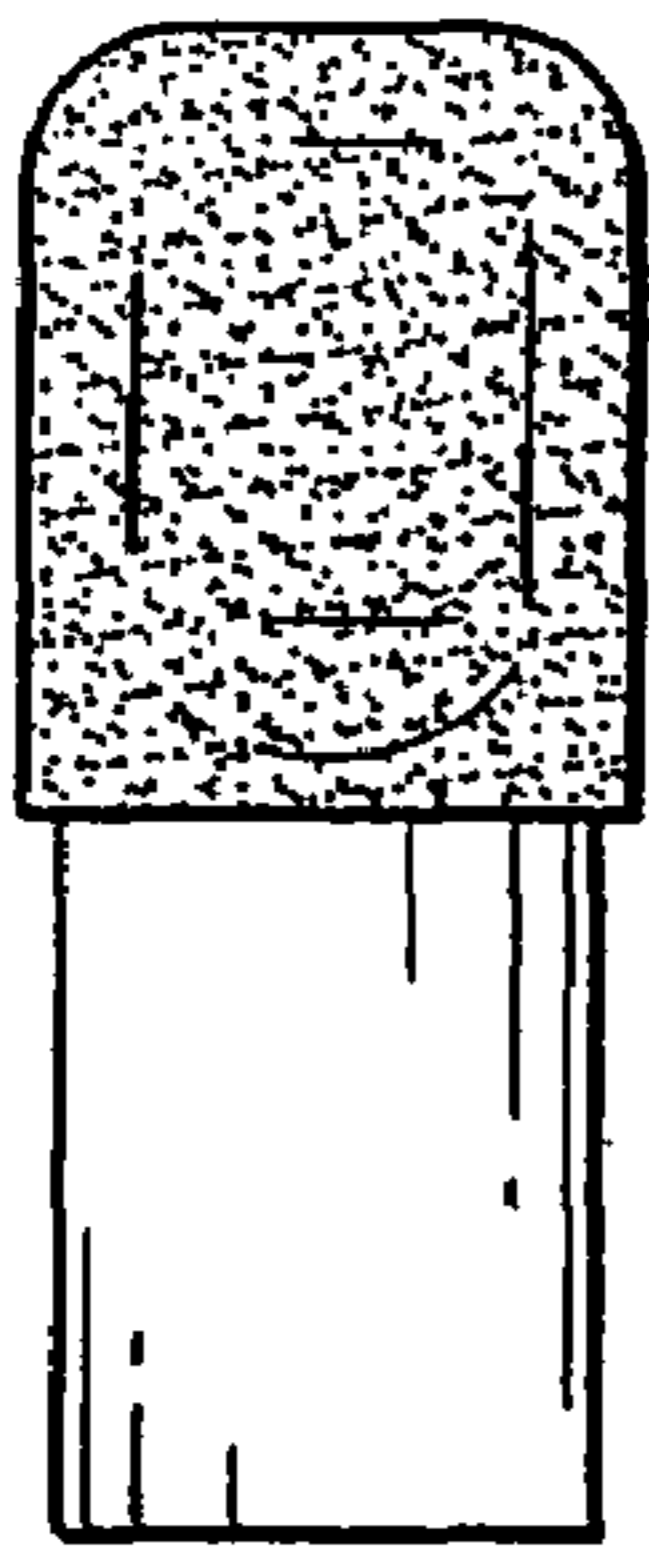


FIG. 2



FIG. 3




FIG. 4

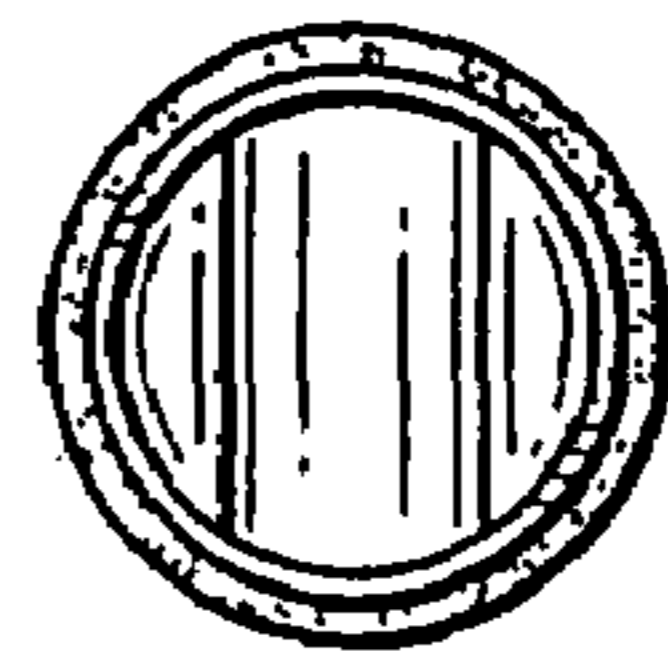


FIG. 5