



US00D592945S

(12) **United States Design Patent**  
**Mahan**

(10) **Patent No.:** **US D592,945 S**  
(45) **Date of Patent:** **\*\* May 26, 2009**

(54) **SHELF BRACKET**

(57) **CLAIM**

(76) **Inventor:** **Robert J. Mahan**, 4730 Grazing Hills Rd., Shingle Springs, CA (US) 95682

The ornamental design for a shelf bracket, as shown and described.

(\*\*) **Term:** **14 Years**

**DESCRIPTION**

(21) **Appl. No.:** **29/322,404**

(22) **Filed:** **Aug. 4, 2008**

(51) **LOC (9) Cl.** ..... **08-05**

(52) **U.S. Cl.** ..... **D8/381**

(58) **Field of Classification Search** ..... D8/40,  
D8/394, 381, 380, 373, 366, 354, 353, 349,  
D8/404; D25/132, 131, 126, 119; 52/687,  
52/686, 506.07, 506.06, 426; 248/267, 265,  
248/208, 243

See application file for complete search history.

FIG. 1 is a left front perspective view of a shelf bracket according to my novel design;

FIG. 2 is a front elevation view thereof, the rear elevation view thereof being a mirror image; the cut-away portions of the cabinet wall and a shelf shown in broken lines included solely for illustrative purposes, forming no part of the claimed design;

FIG. 3 is a top plan view, thereof;

FIG. 4 is a left side elevation view, thereof;

FIG. 5 is a bottom plan view, thereof;

FIG. 6 is a right side elevation view, thereof; and,

FIG. 7 is a reduced scale perspective view, showing the article in environment; the cabinet walls and shelf shown in broken lines included solely for illustrative purposes, forming no part of the claimed design; the broken line representation of the opposing shelf bracket included solely for illustrative purposes.

(56) **References Cited**

**U.S. PATENT DOCUMENTS**

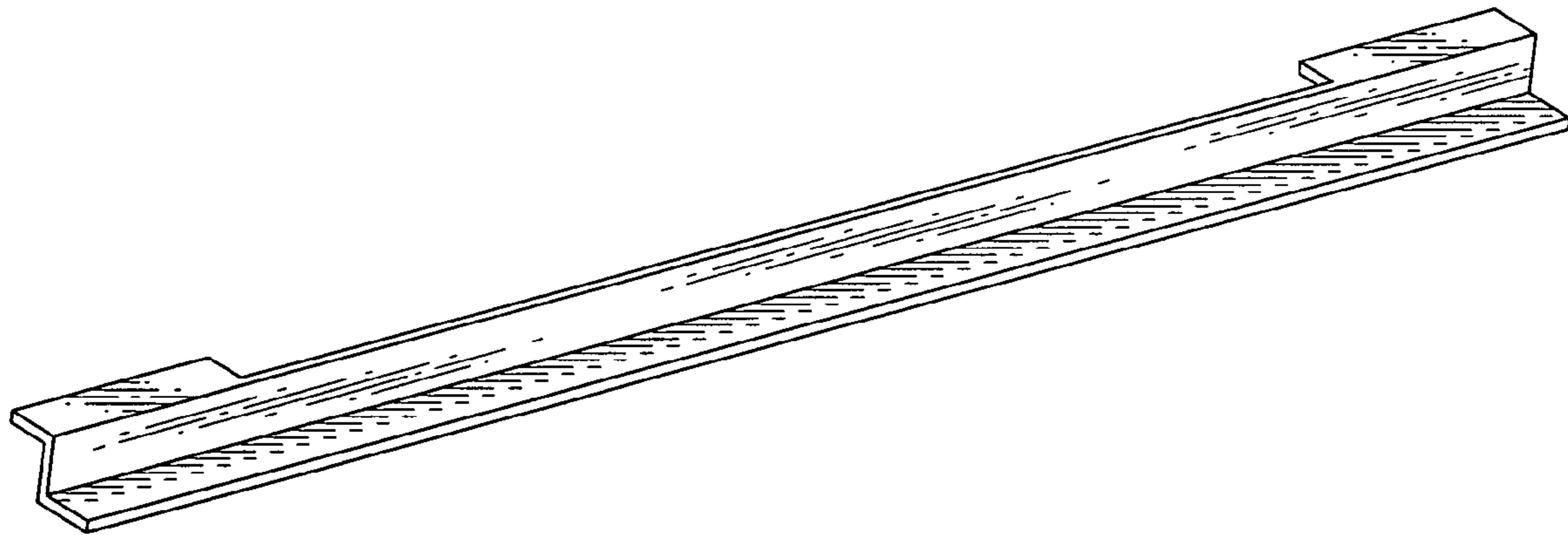
- D315,605 S \* 3/1991 Thornton et al. .... D25/126
- D315,606 S \* 3/1991 Thornton et al. .... D25/126
- D372,191 S \* 7/1996 Bennett ..... D8/403

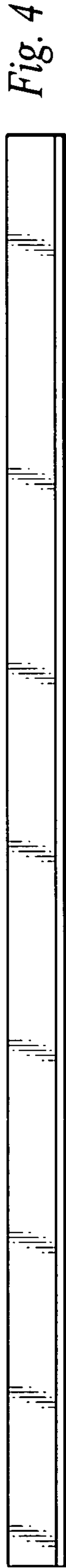
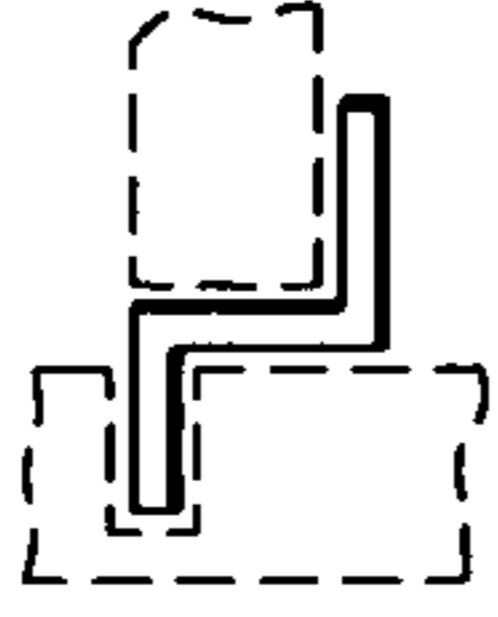
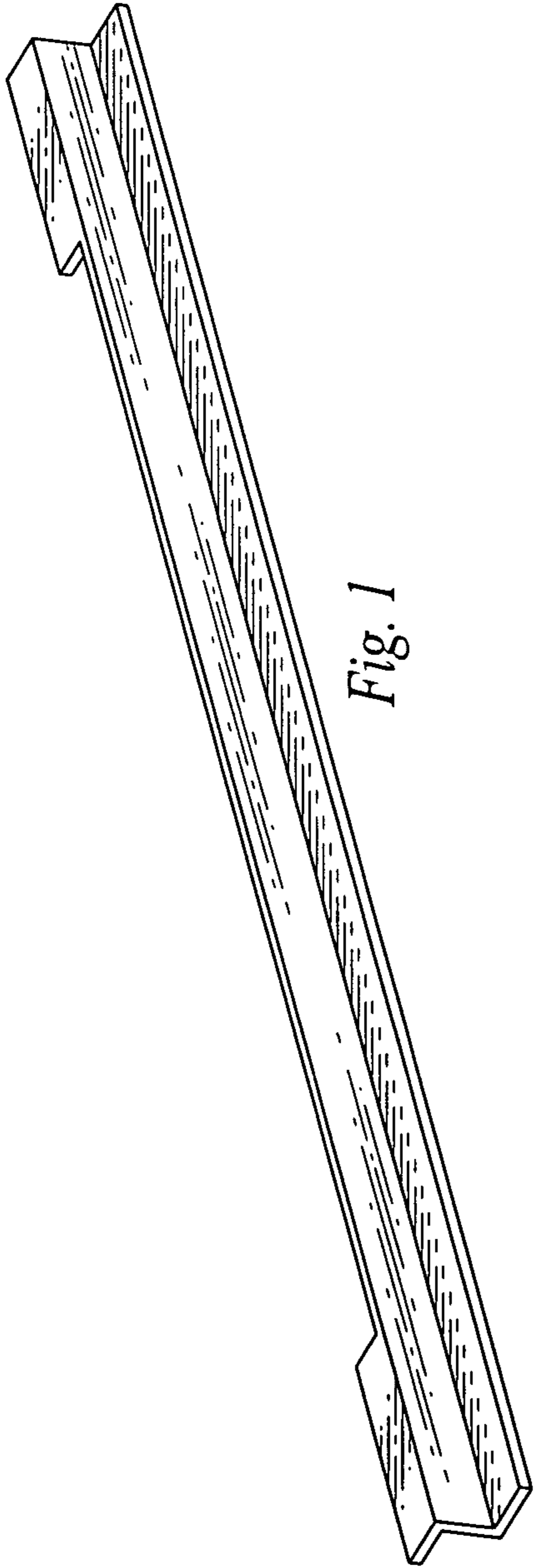
\* cited by examiner

*Primary Examiner*—Susan Bennett Hattan

(74) *Attorney, Agent, or Firm*—Catherine Ashley Straight

**1 Claim, 2 Drawing Sheets**





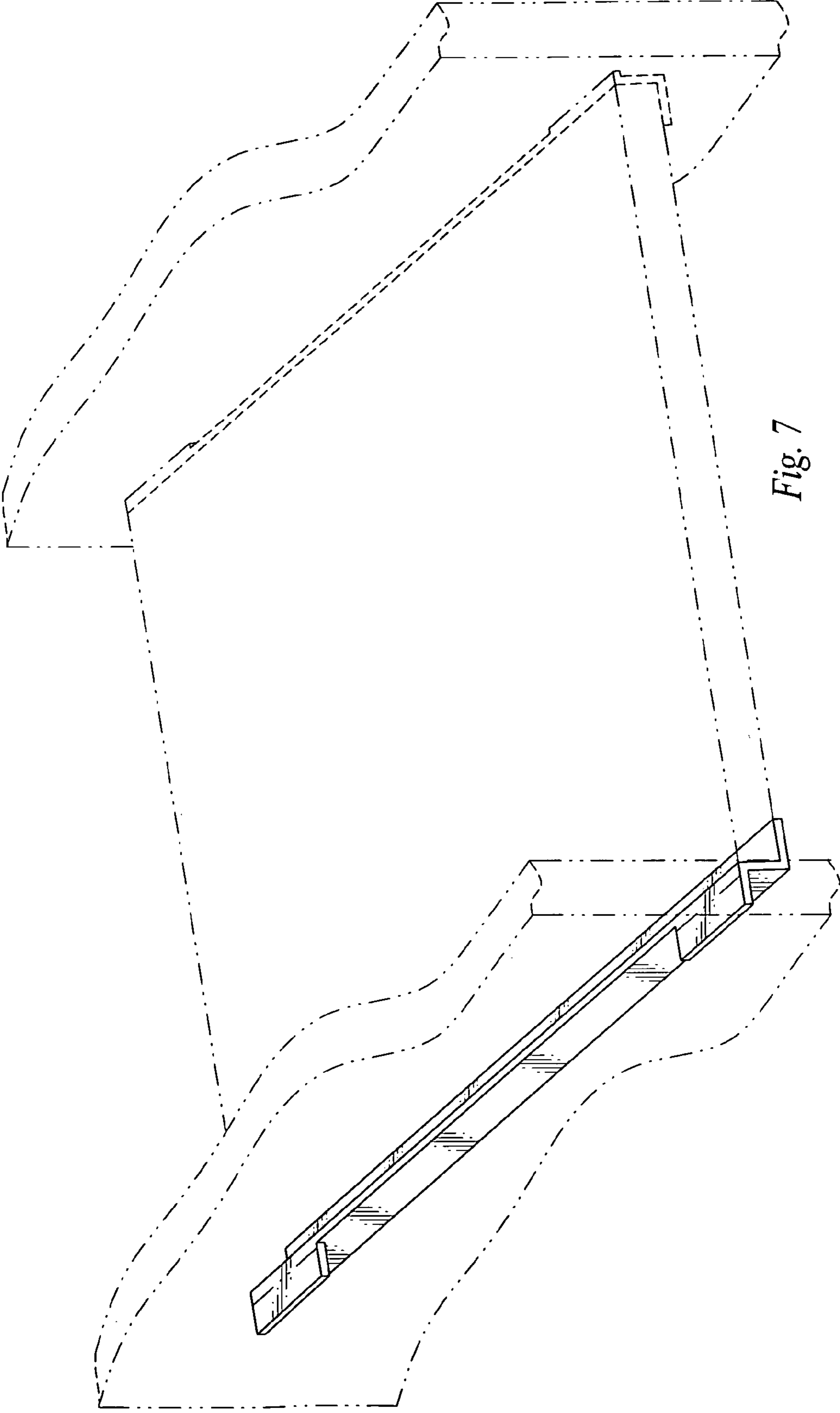


Fig. 7