



US00D592932S

(12) **United States Design Patent**
Jones et al.

(10) **Patent No.:** **US D592,932 S**
(45) **Date of Patent:** **** May 26, 2009**

(54) **DOOR HANDLE PULL**

(75) Inventors: **Sherry L. Jones**, Pataskala, OH (US);
Kevin J. Vititoe, Columbus, OH (US)

(73) Assignee: **Truth Hardware Corporation**,
Owatonna, MN (US)

(**) Term: **14 Years**

(21) Appl. No.: **29/279,293**

(22) Filed: **Apr. 25, 2007**

(51) **LOC (9) Cl.** **08-06**

(52) **U.S. Cl.** **D8/302; D8/301**

(58) **Field of Classification Search** D8/300-303,
D8/305-321, DIG. 1, DIG. 2, DIG. 10, 350,
D8/353; D7/393, 394, 405; D3/318; D6/549,
D6/524, 533, 550; D23/250-254, 303, 305;
D15/89; 292/347, 336.3, 36, 65; 211/16,
211/182; 220/752-754; 16/441, 118, 110 R,
16/111 R, DIG. 19, DIG. 30, 110.1, 412,
16/414-420, 443-446; 70/95-100

See application file for complete search history.

(56) **References Cited**

U.S. PATENT DOCUMENTS

D72,725 S 5/1927 Rosenthal
D176,085 S 11/1955 Stone

(Continued)

Primary Examiner—Stella M Reid
Assistant Examiner—Mark A Goodwin
(74) *Attorney, Agent, or Firm*—Patterson, Thunte, Skaar &
Christensen, PA

(57) **CLAIM**

We claim the ornamental design for door handle pull, as shown and described.

DESCRIPTION

FIG. 1 is a front elevation view of a door handle pull according to a first embodiment of the invention;

FIG. 2 is a side elevation view of the door handle pull depicted in FIG. 1;

FIG. 3 is an opposing side elevation view of the door handle pull depicted in FIG. 1;

FIG. 4 is a rear elevation view of the door handle pull depicted in FIG. 1;

FIG. 5 is a top plan view of the door handle pull depicted in FIG. 1;

FIG. 6 is a bottom plan view of the door handle pull depicted in FIG. 1;

FIG. 7 is a front elevation view of a door handle pull according to a second embodiment of the invention;

FIG. 8 is a side elevation view of the door handle pull depicted in FIG. 7;

FIG. 9 is an opposing side elevation view of the door handle pull depicted in FIG. 7;

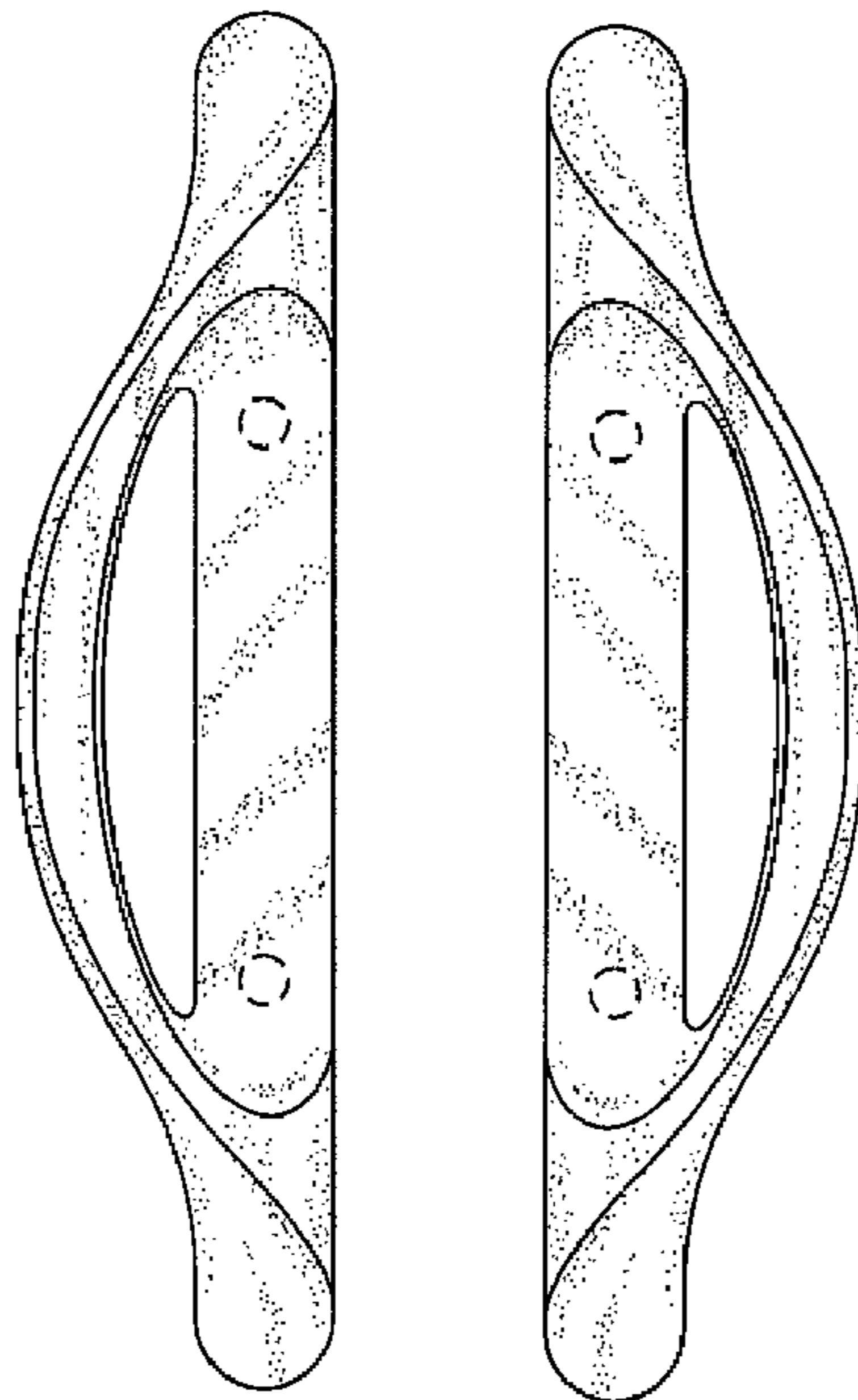
FIG. 10 is a rear elevation view of the door handle pull depicted in FIG. 7;

FIG. 11 is a top plan view of the door handle pull depicted in FIG. 7; and,

FIG. 12 is a bottom plan view of the door handle pull depicted in FIG. 7.

The broken line depiction of structure is included for the purpose of illustrating environment and forms no part of the claimed design.

1 Claim, 2 Drawing Sheets



US D592,932 S

Page 2

U.S. PATENT DOCUMENTS

D196,563 S	10/1963	Clayton		D431,994 S *	10/2000	Libby et al.	D8/301
D199,612 S	11/1964	Foster		D433,916 S *	11/2000	Frey	D8/302
3,381,990 A *	5/1968	Kreger	292/62	D447,927 S *	9/2001	LaPlume et al.	D8/302
D261,726 S *	11/1981	Valli	D8/301	D448,647 S *	10/2001	Goldsbury	D8/319
D270,994 S *	10/1983	Tegner	D8/316	D452,130 S *	12/2001	Richardson	D8/319
D297,505 S	9/1988	Mosch		D466,787 S *	12/2002	Clancy	D8/301
D316,807 S	5/1991	Paulson et al.		D467,784 S *	12/2002	Maier	D8/301
D320,334 S *	10/1991	Clancy	D8/301	D470,389 S *	2/2003	Richardson	D8/319
D330,839 S *	11/1992	Barrington et al.	D8/315	D482,592 S *	11/2003	Thuma	D8/315
5,210,905 A *	5/1993	Dietz et al.	16/429	6,641,186 B2 *	11/2003	Tsai	292/357
D340,398 S *	10/1993	Clancy	D8/302	D500,242 S *	12/2004	Keller et al.	D8/318
D350,890 S *	9/1994	Boeri	D8/302	D501,392 S *	2/2005	Roberts et al.	D8/315
D351,980 S *	11/1994	Molteni	D8/302	D509,420 S *	9/2005	Hauber	D8/300
D370,167 S *	5/1996	Edwards	D8/320	6,945,572 B1 *	9/2005	Hauber	292/97
D384,266 S *	9/1997	Mantarakis et al.	D8/301	D511,670 S *	11/2005	Chen	D8/301
D384,568 S *	10/1997	Mantarakis et al.	D8/301	D514,423 S *	2/2006	Timothy	D8/300
D384,573 S *	10/1997	Lee	D8/318	D517,395 S *	3/2006	Alchin	D8/330
D389,722 S *	1/1998	Blom	D8/319	D521,351 S *	5/2006	Alchin	D8/301
D397,604 S *	9/1998	Libby et al.	D8/301	D523,725 S *	6/2006	Chen	D8/301
D417,831 S *	12/1999	Libby et al.	D8/302	D531,482 S *	11/2006	Chen	D8/302
6,023,952 A *	2/2000	Mantarakis et al.	70/99	D546,160 S *	7/2007	Reithmeyer	D8/301
D423,321 S *	4/2000	Maier	D8/302	D551,534 S *	9/2007	Liang et al.	D8/301
D427,878 S *	7/2000	Frey	D8/302	D572,996 S *	7/2008	Nolte et al.	D8/302

* cited by examiner

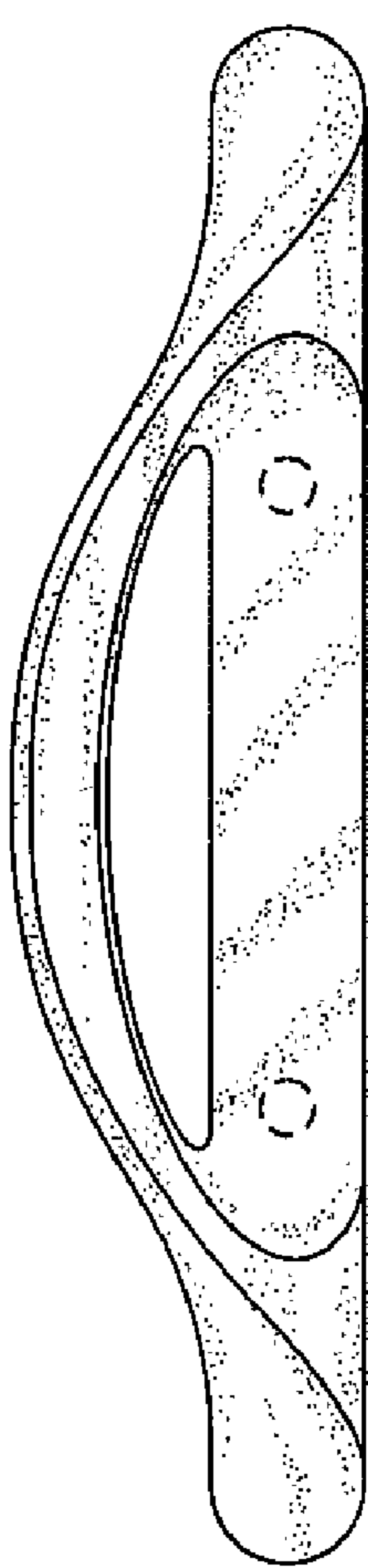


Fig. 1




Fig. 2




Fig. 3

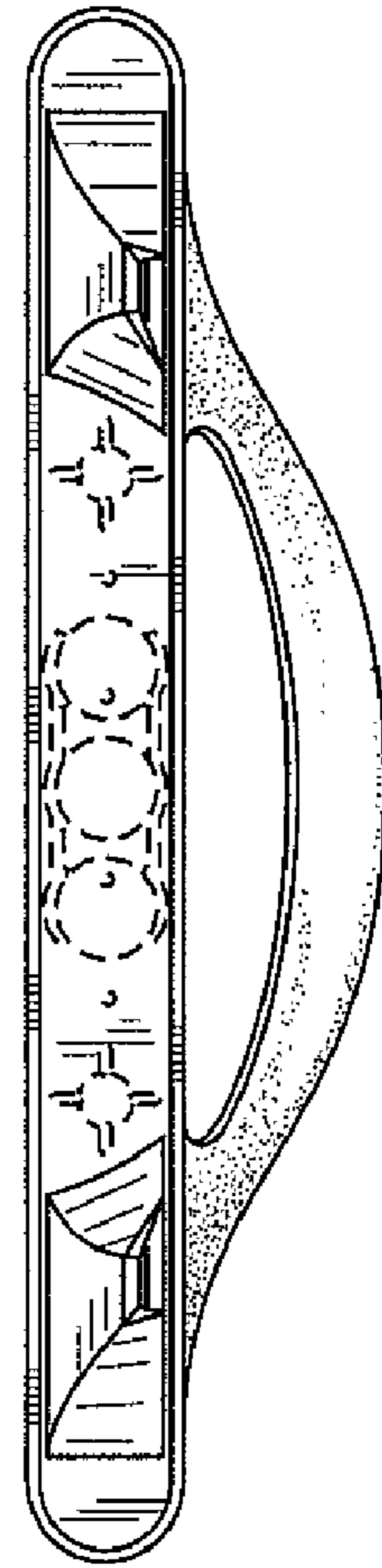


Fig. 4

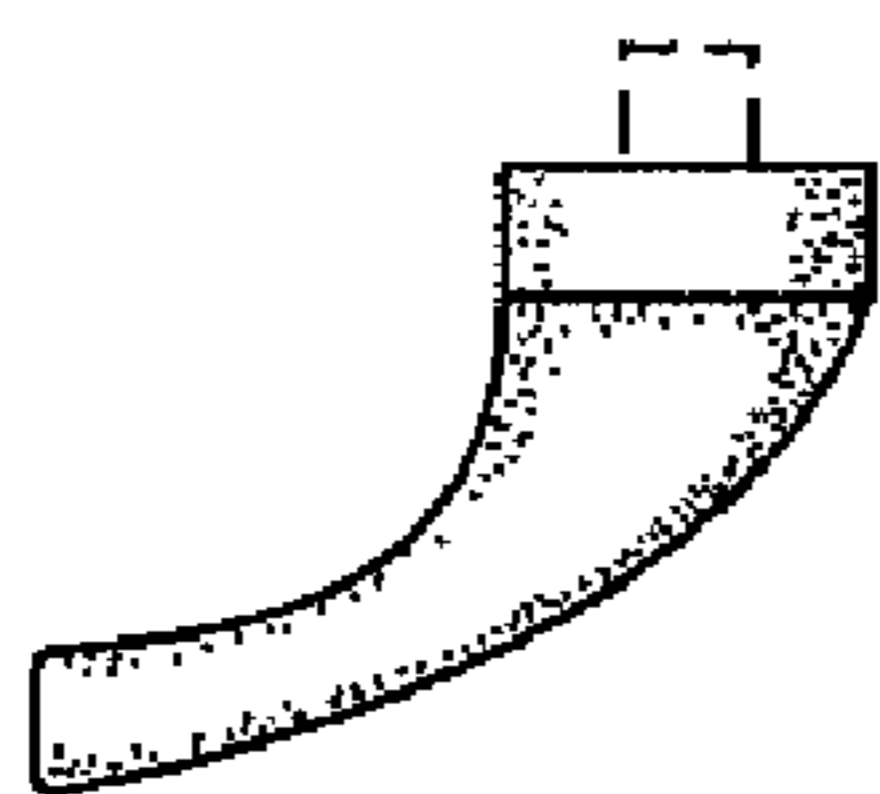


Fig. 5

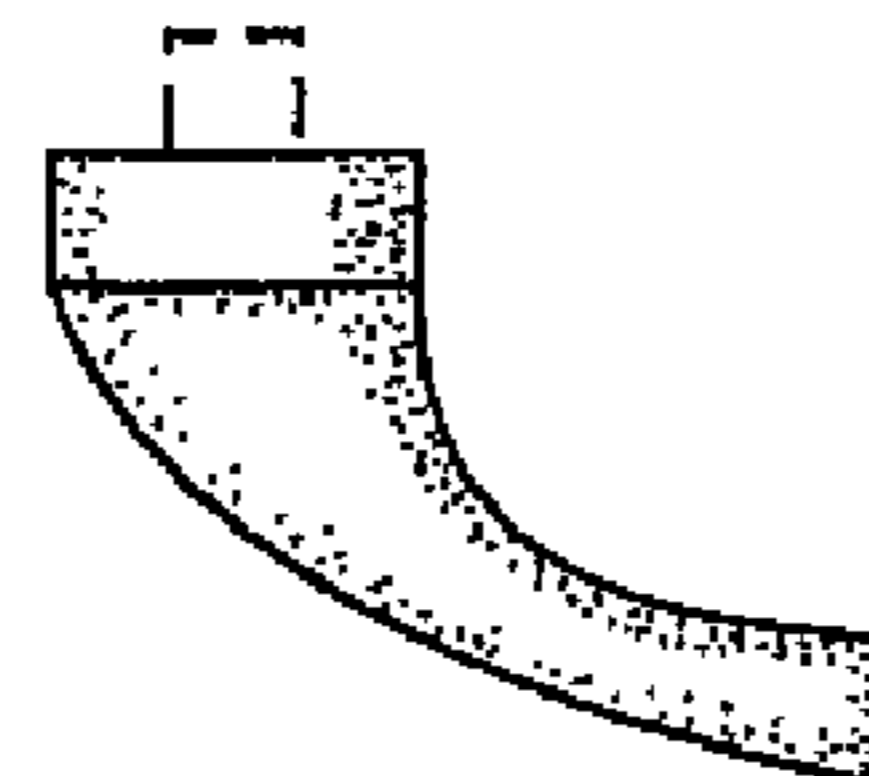


Fig. 6

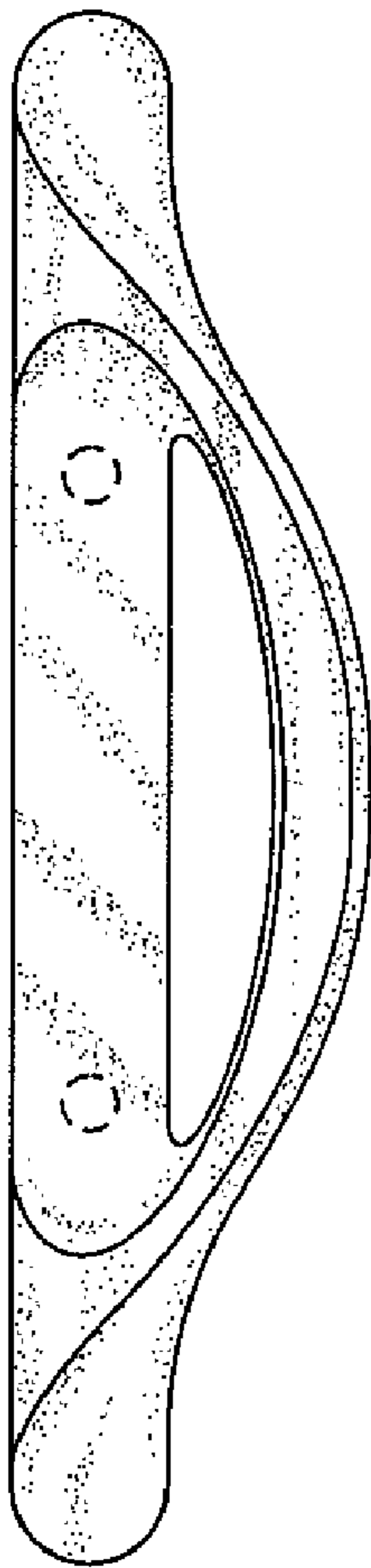


Fig. 7




Fig. 8




Fig. 9

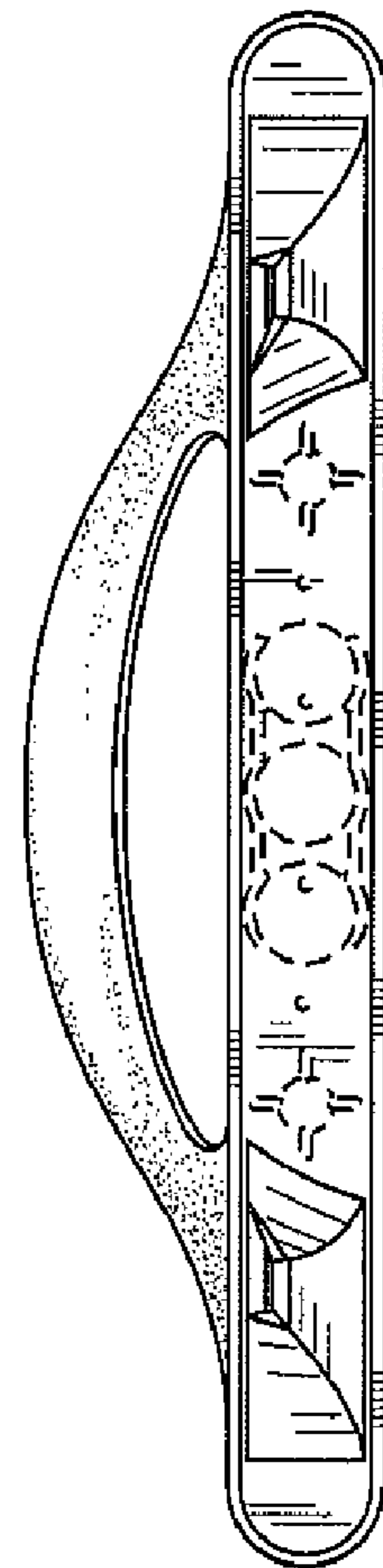


Fig. 10

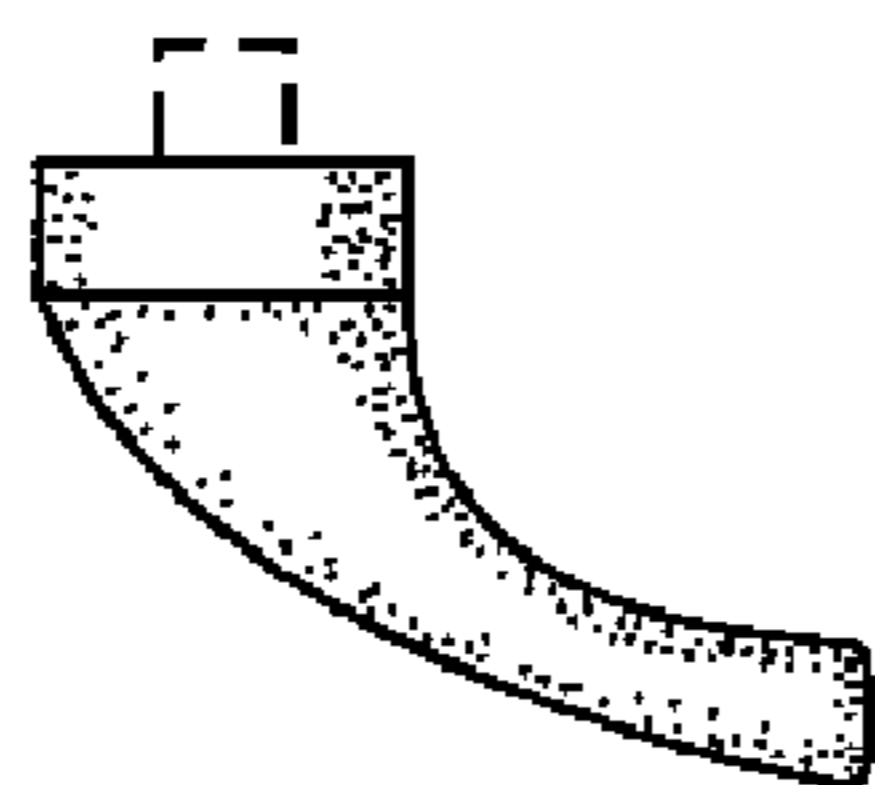


Fig. 11

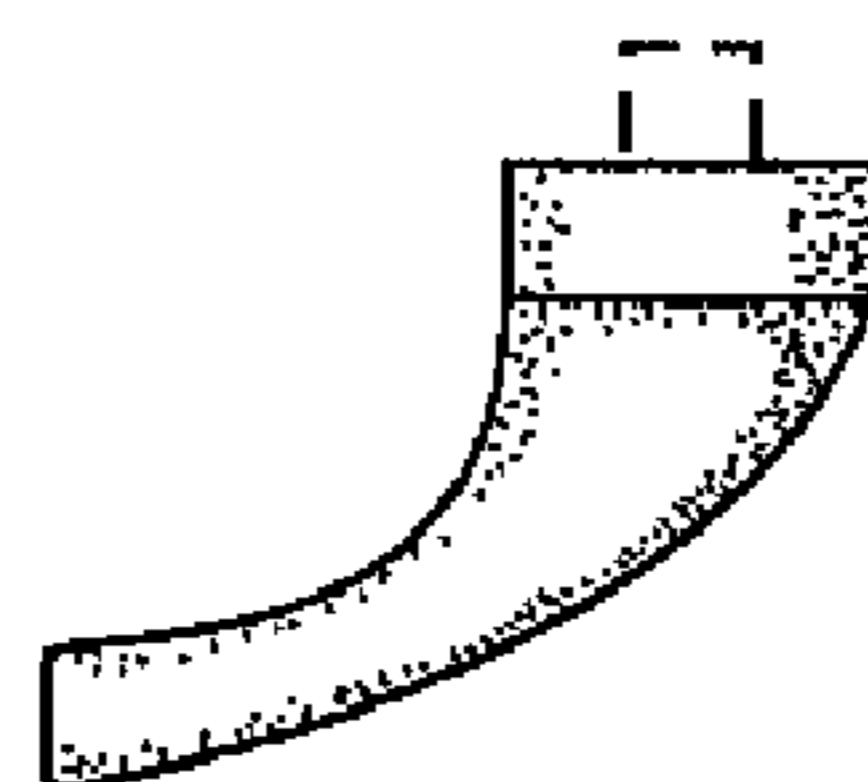


Fig. 12