

US00D592931S

(12) **United States Design Patent**
Nenadic

(10) **Patent No.:** **US D592,931 S**
(45) **Date of Patent:** **** May 26, 2009**

(54) **ACCESSORY RETAINER AND HOUSING OF
A FOLDING MULTIPURPOSE HAND TOOL**

(75) Inventor: **John Nenadic**, Camas, WA (US)

(73) Assignee: **Leatherman Tool Group, Inc.**,
Portland, OR (US)

(**) Term: **14 Years**

(21) Appl. No.: **29/275,948**

(22) Filed: **Jan. 10, 2007**

(51) **LOC (9) Cl.** **08-05**

(52) **U.S. Cl.** **D8/105**

(58) **Field of Classification Search** D8/99,
D8/58, 55, 52, 356, 107, 105; D19/65; 81/440,
81/427.5; 7/160, 138, 128, 118; 30/298.4,
30/162, 161, 155

See application file for complete search history.

(56) **References Cited**

U.S. PATENT DOCUMENTS

187,483 A 2/1877 Rightor
345,296 A 7/1886 Friebertshauser
364,414 A 6/1887 Hollweg

(Continued)

FOREIGN PATENT DOCUMENTS

EP 0 771 622 A1 5/1997
EP 0 783 937 A2 7/1997
EP 1 023 971 A2 8/2000

(Continued)

OTHER PUBLICATIONS

Van Hoy Snap Look, available at <http://www.crkt.com/snaplock.html>
(Jul. 5, 2006), 2 pages.

(Continued)

Primary Examiner—Cathron C Brooks

Assistant Examiner—Austin Murphy

(74) *Attorney, Agent, or Firm*—Alston & Bird LLP

(57) **CLAIM**

I claim the ornamental design for an accessory retainer and housing of a folding multipurpose hand tool, as shown and described.

DESCRIPTION

FIG. 1 is a perspective view of an accessory retainer and housing of a folding multipurpose hand tool according to my new design, shown in the environment of a folding multipurpose hand tool with pliers in an open position;

FIG. 2 is a right side elevation view thereof;

FIG. 3 is a front elevation view thereof;

FIG. 4 is an enlarged partial view of FIG. 3

FIG. 5 is a top plan view thereof;

FIG. 6 is a rear elevation view thereof;

FIG. 7 is a left side elevation view thereof;

FIG. 8 is a bottom plan view thereof;

FIG. 9 is a perspective view of accessory retainer and housing of a folding multipurpose hand tool, shown in the environment of the folding multipurpose hand tool in a closed position;

FIG. 10 is an enlarged partial view of FIG. 9;

FIG. 11 is a rear elevation view of FIG. 9;

FIG. 12 is a right side elevation view of FIG. 9;

FIG. 13 is a front elevation view of FIG. 9;

FIG. 14 is a top plan view of FIG. 9;

FIG. 15 is a bottom plan view of FIG. 9;

FIG. 16 is a left side elevation view of FIG. 9;

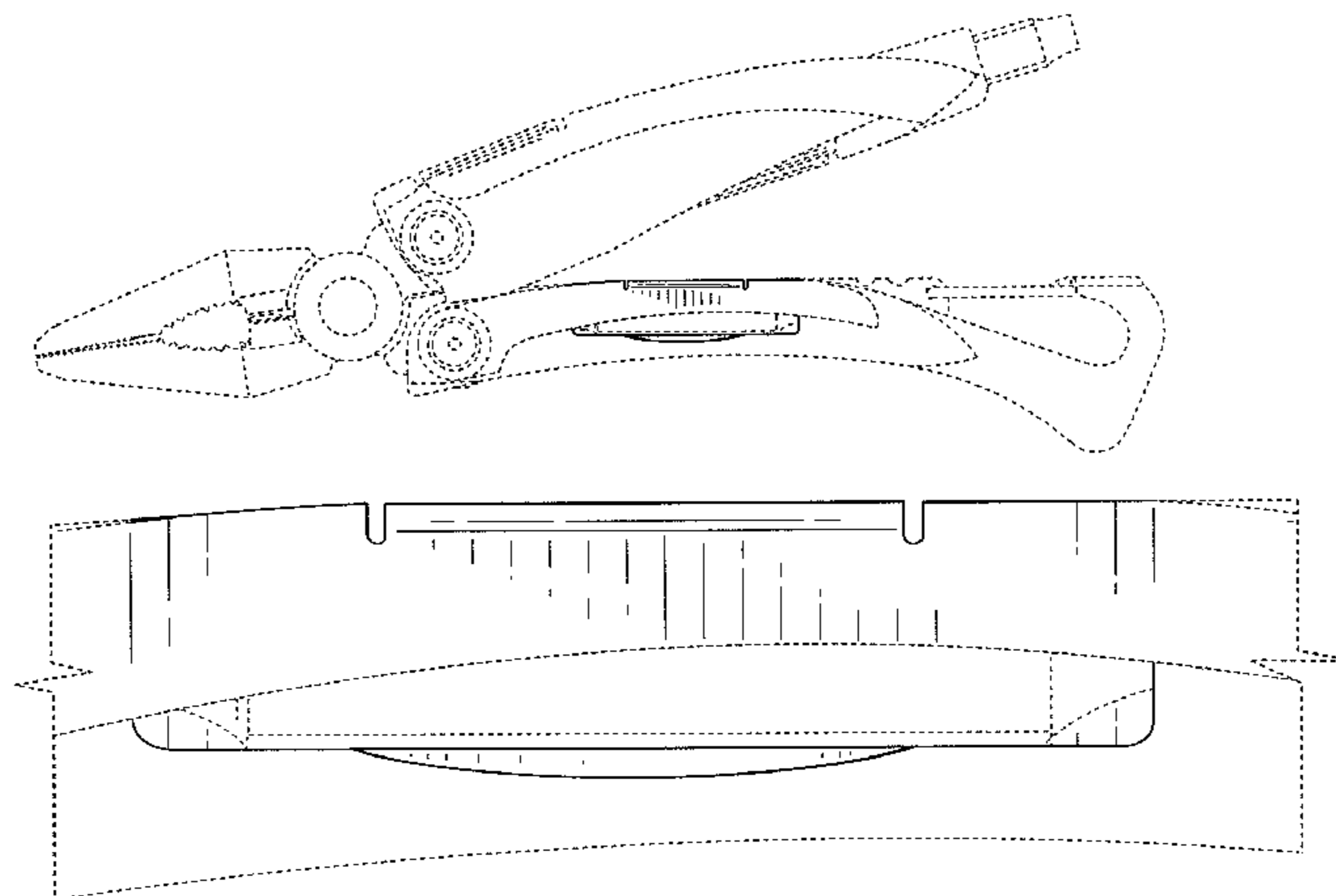
FIG. 17 is a cross-sectional view taken from FIG. 16;

FIG. 18 is an enlarged partial view of FIG. 16; and,

FIG. 19 is a front elevation view thereof, shown in the environment of the folding multipurpose hand tool with a knife blade in an operable position.

The broken lines shown herein are for illustrative purposes only and form no part of the claimed design.

1 Claim, 18 Drawing Sheets



US D592,931 S

Page 2

U.S. PATENT DOCUMENTS

610,530	A	9/1898	Hammesfahr
825,093	A	7/1906	Watson
1,179,111	A	4/1916	Knowlton
1,800,843	A	4/1931	Moulton
2,250,290	A	7/1941	Berg
2,263,415	A	11/1941	Berg et al.
2,597,540	A	5/1952	Smith
2,718,695	A	9/1955	Elsener
2,809,384	A	10/1957	Kayser
3,363,315	A	1/1968	Anderson
3,832,775	A	9/1974	Stajel, II et al.
4,187,607	A	2/1980	Simuro et al.
4,238,862	A	12/1980	Leatherman
4,512,051	A	4/1985	Magan
4,563,813	A	1/1986	Fortenberry
4,570,341	A	2/1986	Konneker
4,744,272	A	5/1988	Leatherman
4,759,645	A	7/1988	Kuo
4,776,094	A	10/1988	Glesser
4,805,303	A	2/1989	Gibbs
4,888,869	A	12/1989	Leatherman
5,142,721	A	9/1992	Sessions et al.
5,267,366	A	12/1993	Frazer
5,270,909	A	12/1993	Weiss et al.
5,349,753	A	9/1994	Gaffney
5,450,670	A	9/1995	Sakai
5,463,798	A	11/1995	Wurzer
5,511,310	A	4/1996	Sessions et al.
5,537,750	A	7/1996	Seber et al.
5,628,117	A	5/1997	Glesser
5,653,525	A	8/1997	Park
5,697,114	A	12/1997	McIntosh et al.
5,745,997	A	5/1998	Berg et al.
5,765,247	A	6/1998	Seber et al.
5,781,950	A	7/1998	Swinden et al.
D396,618	S	8/1998	Swinden et al.
5,791,002	A	8/1998	Gardiner et al.
5,822,867	A	10/1998	Sakai
D401,133	S	11/1998	Gardiner et al.

D405,676	S	2/1999	Rivera
D406,030	S	2/1999	Gardiner et al.
D409,893	S	5/1999	Gardiner et al.
5,963,999	A	10/1999	Gardiner et al.
5,983,686	A	11/1999	Lee
6,006,385	A	12/1999	Kershaw et al.
6,014,787	A	1/2000	Rivera
6,038,735	A	3/2000	Chang
6,112,352	A	9/2000	Legg
6,223,372	B1	5/2001	Barber
6,305,041	B1 *	10/2001	Montague et al. 7/128
6,341,423	B1	1/2002	Taggart et al.
D474,095	S	5/2003	Luquire
6,594,906	B1	7/2003	Sakai et al.
6,622,327	B1	9/2003	Rivera
6,622,328	B2	9/2003	Rivera
D484,770	S	1/2004	Green
D501,127	S *	1/2005	Rivera et al. D8/107
7,146,668	B2 *	12/2006	Rivera 7/128
7,182,001	B2 *	2/2007	Rivera 81/177.4

FOREIGN PATENT DOCUMENTS

EP	1 116 557	A2	7/2001
EP	1 340 597	A2	9/2003
FR	2 655 635	A1	6/1991
FR	2 760 955	A1	9/1998
WO	WO 97/19787	A1	6/1997
WO	WO 98/18599	A1	5/1998

OTHER PUBLICATIONS

Delta Folding Knife—EW-04 available from SureFire, available at http://www.surefire.com/maxexp/main/co_disp/displ/carfnbr/317/prfnbr/24381 (Jul. 5, 2006), 1 page.

Cord/Harness Cutter, available at http://www.surefire.com/surefire/content/ew04_large.jpg, (Jul. 5, 2006), 1 page.

Swiss+Tech Products, available at <http://www.swisstechstools.com/productdetail.aspx?PID=pHL7RxHb%2frwA>, (Jul. 5, 2006), 1 page.

Serengeti Hunter, available at <http://www.crkt.com/serenget.html>, (Jul. 5, 2006), 2 pages.

* cited by examiner

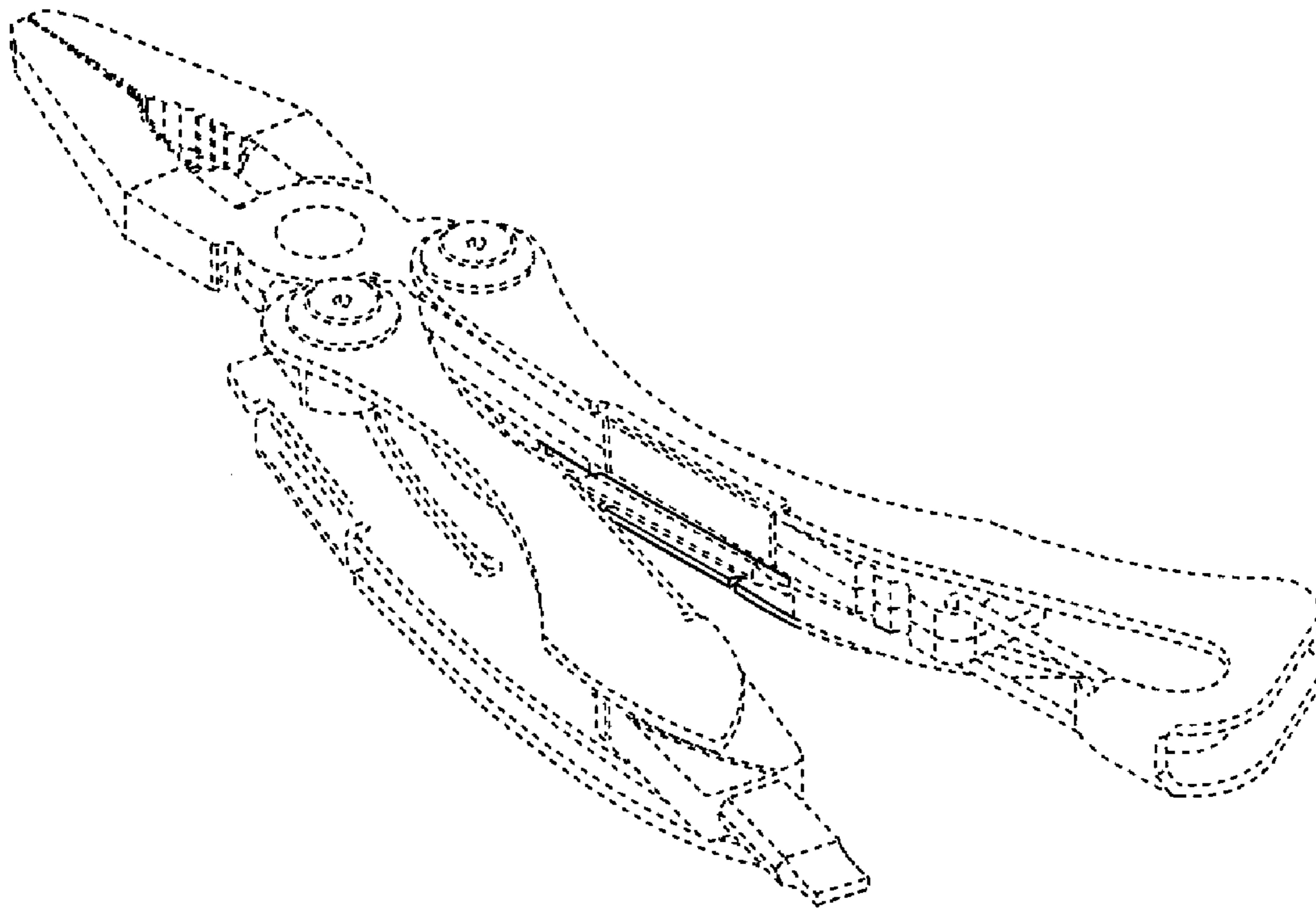


FIG. 1

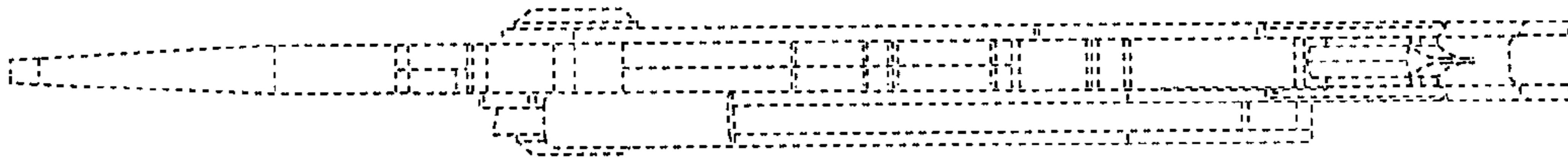


FIG. 2

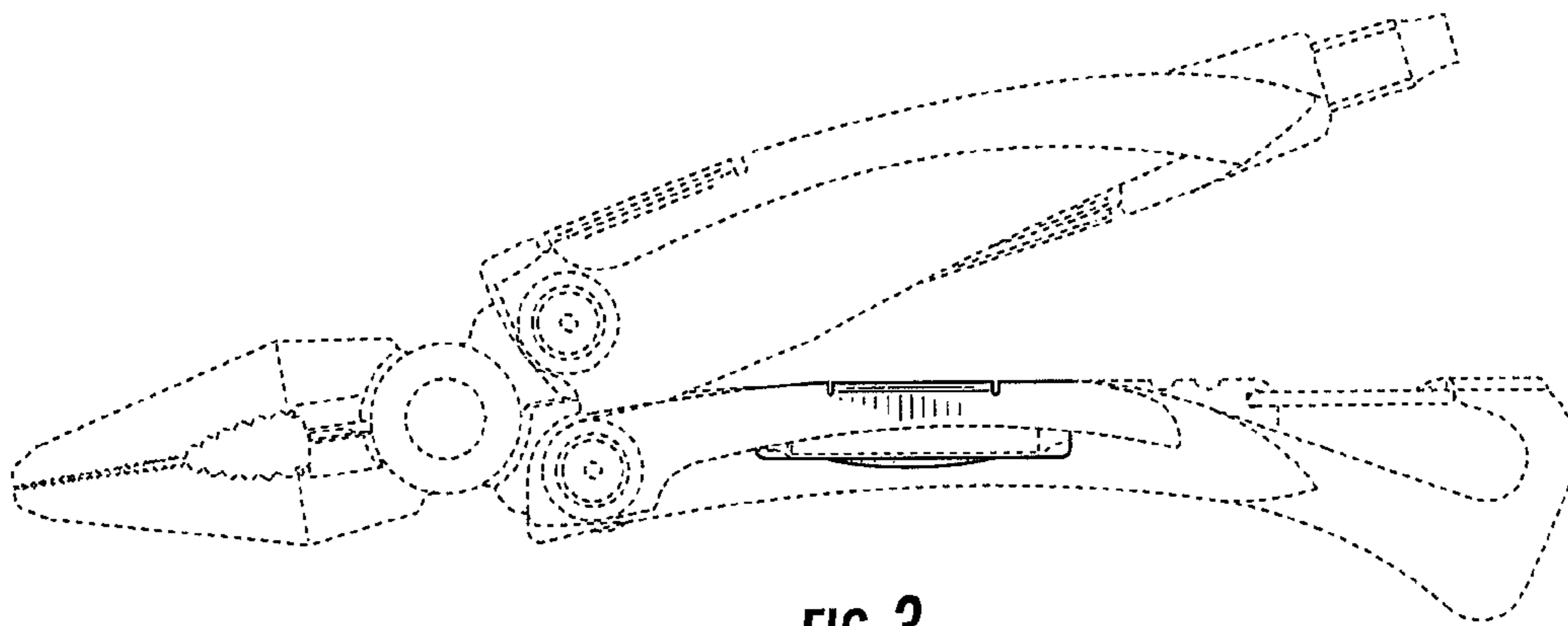


FIG. 3

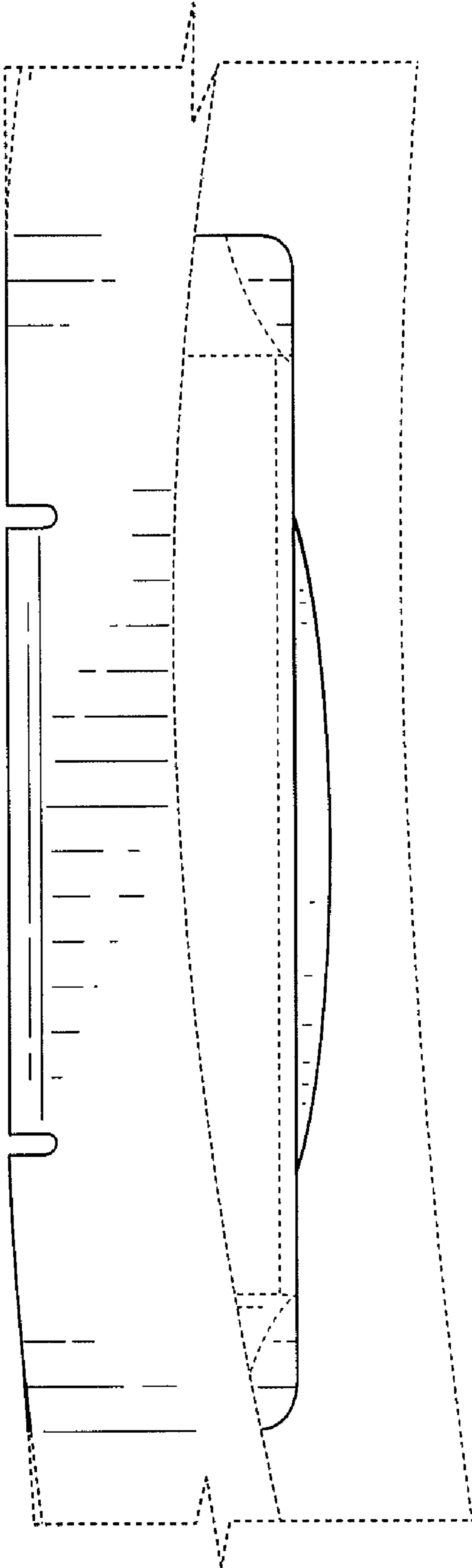


FIG. 4

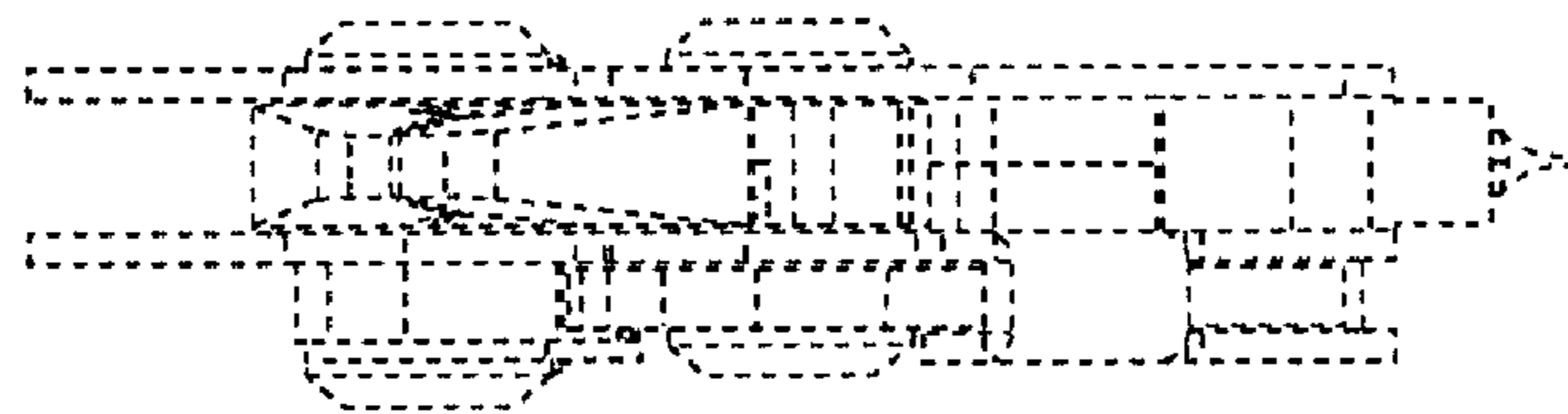


FIG. 5

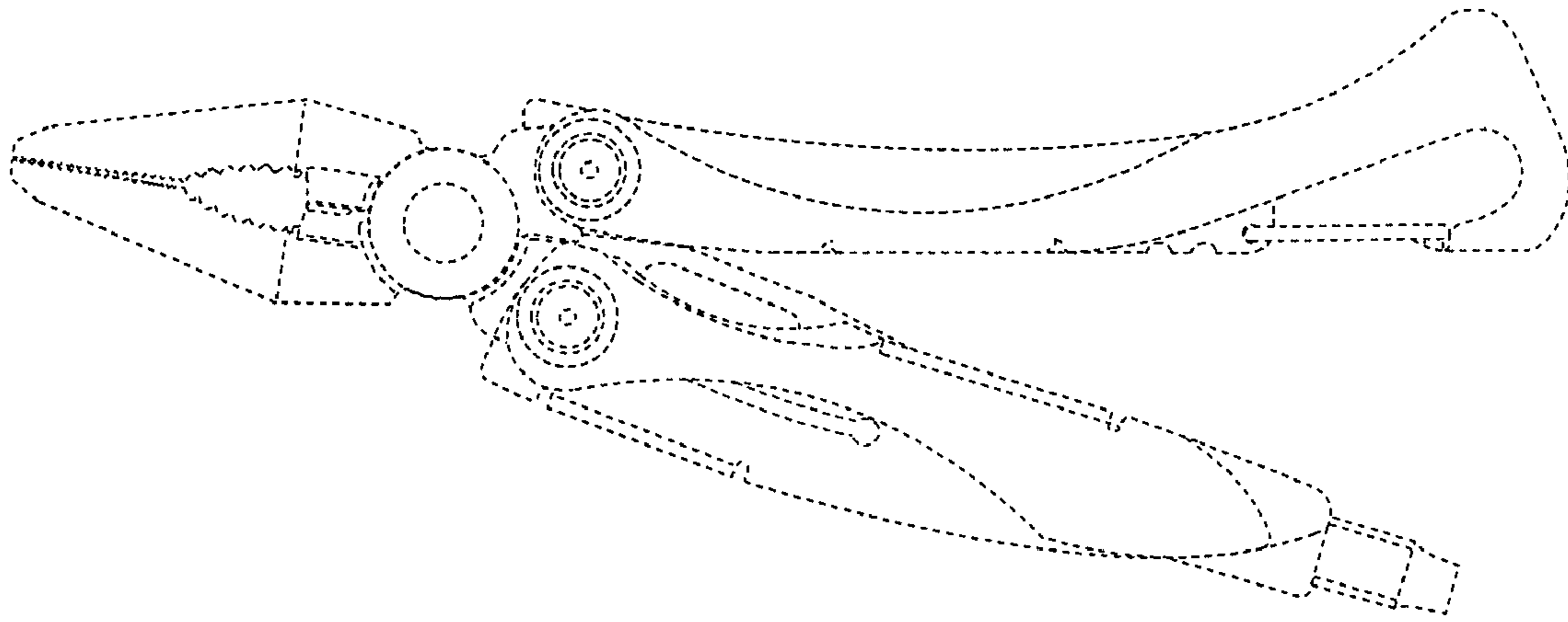


FIG. 6

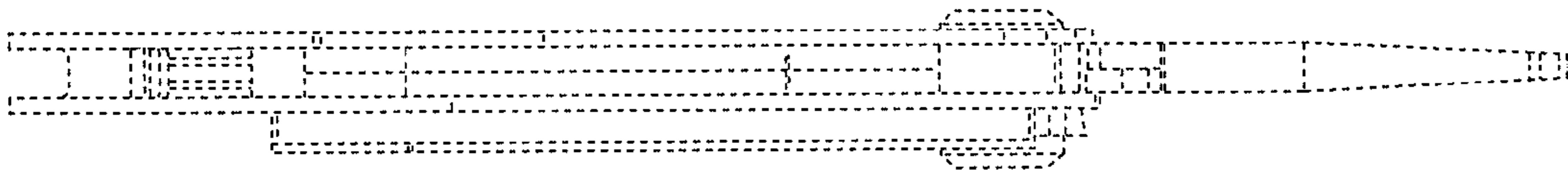


FIG. 7

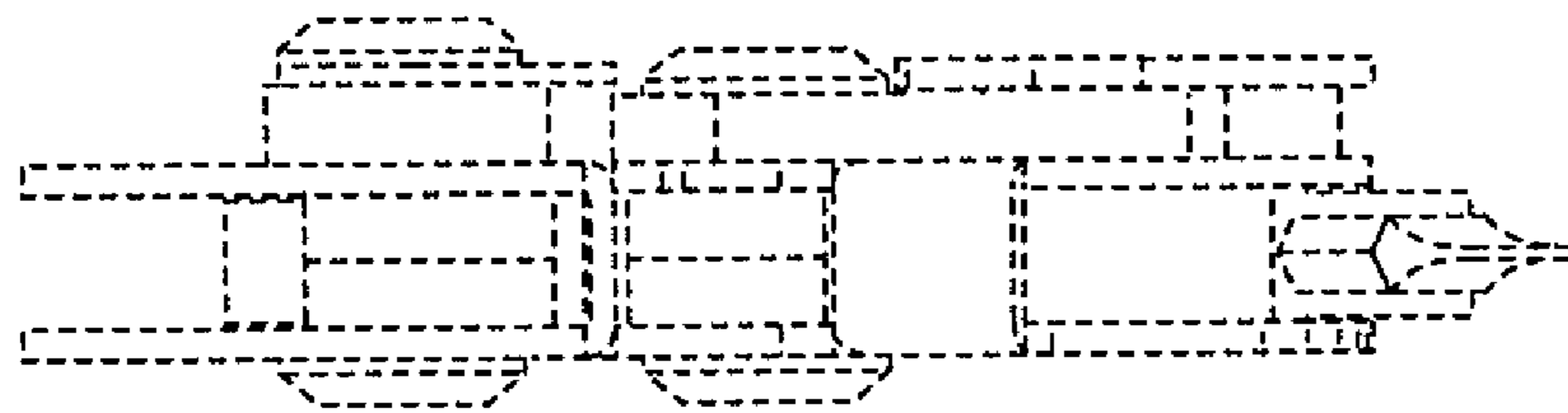


FIG. 8

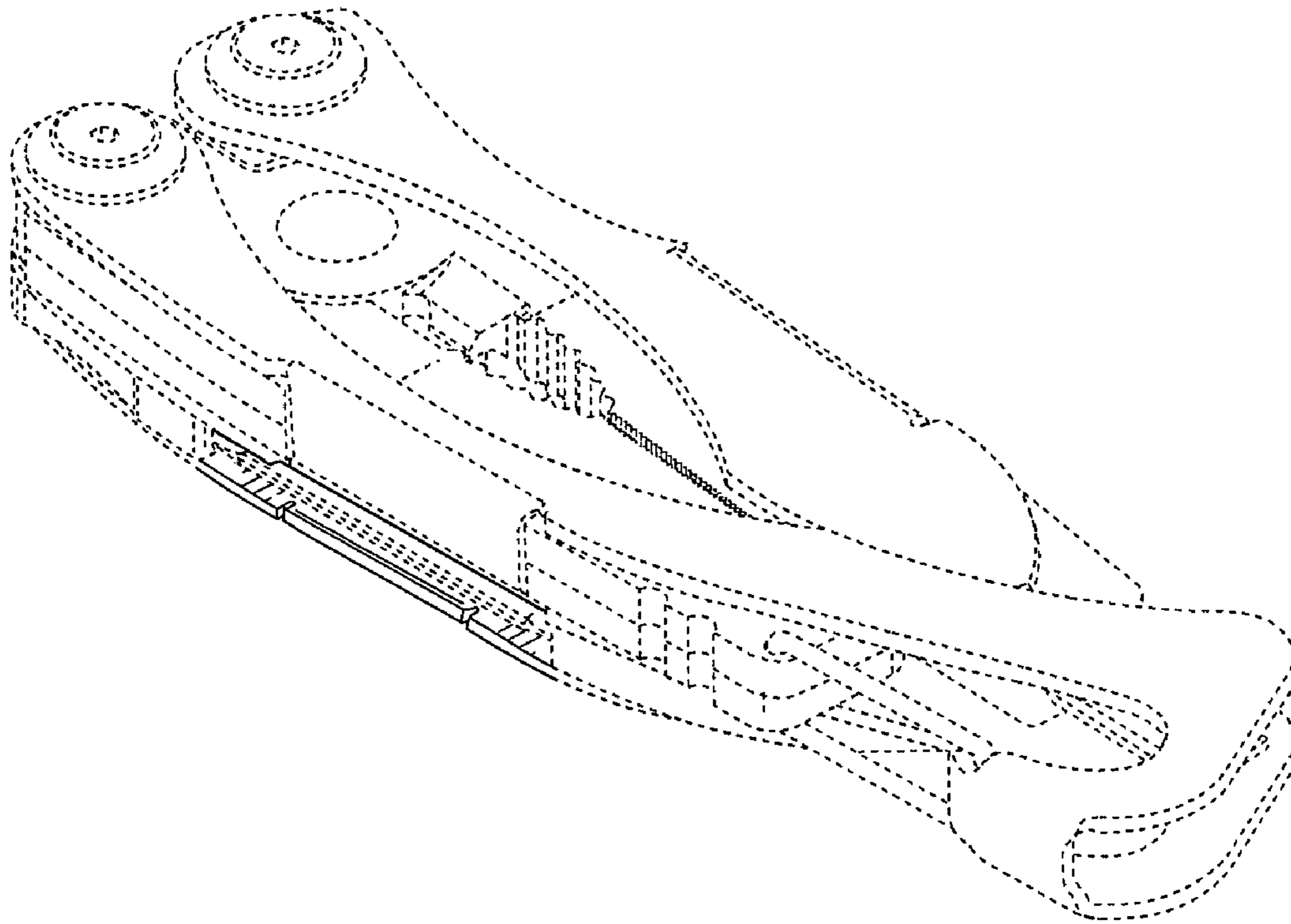


FIG. 9

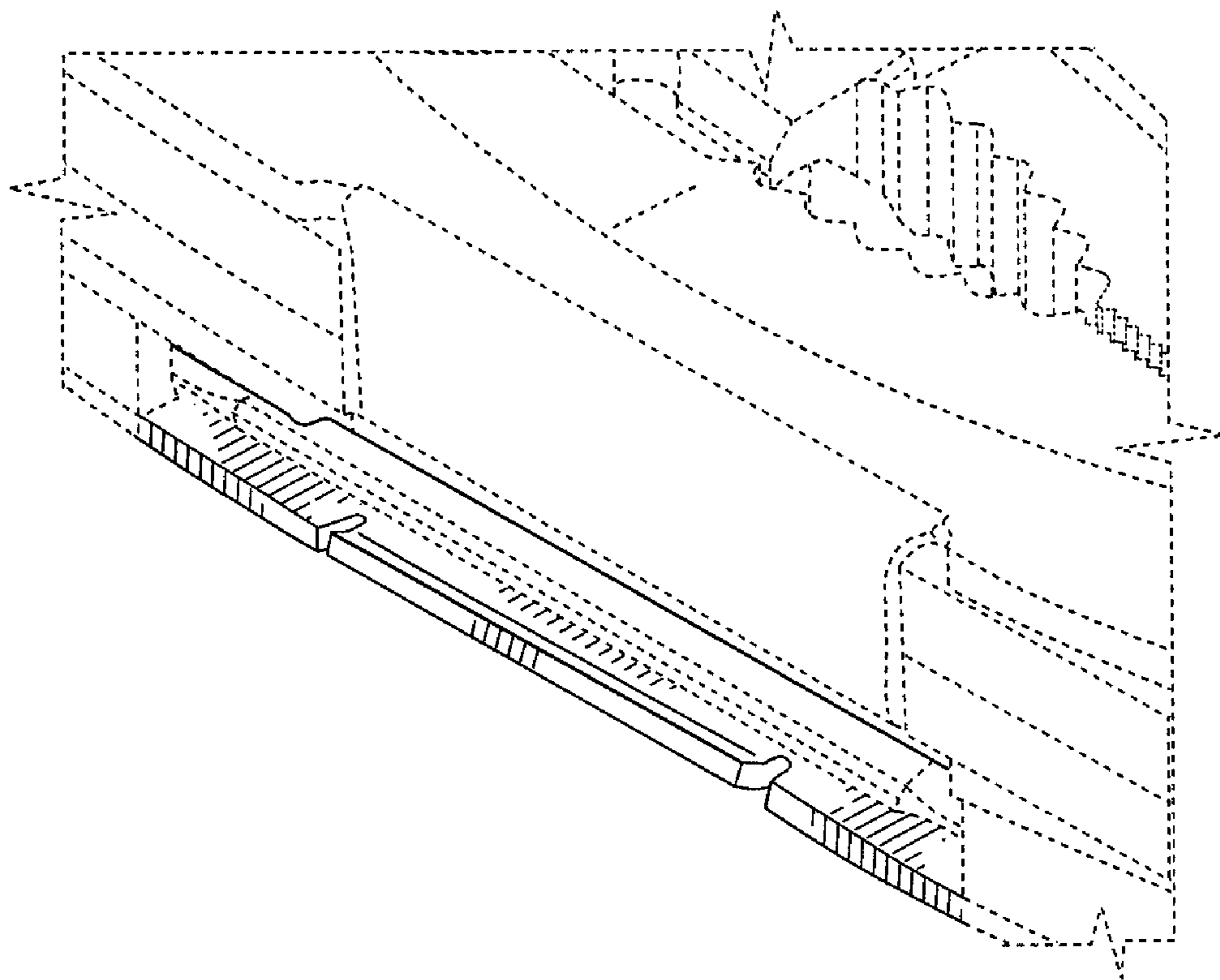


FIG. 10



FIG. 11

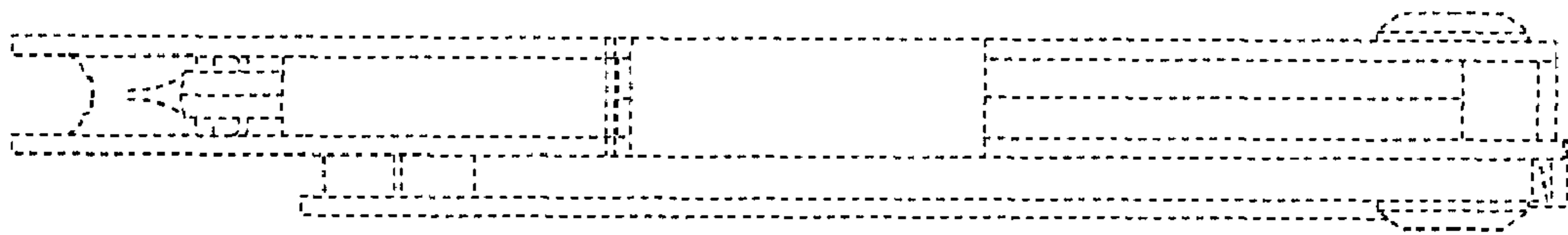


FIG. 12

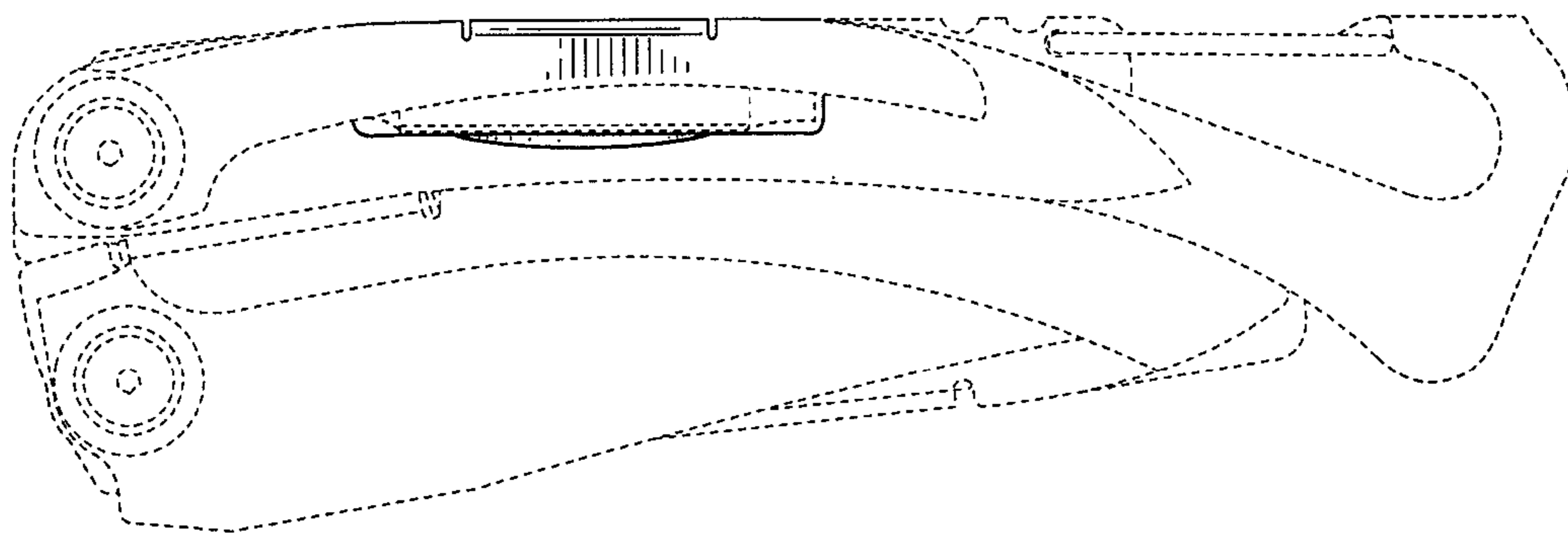


FIG. 13

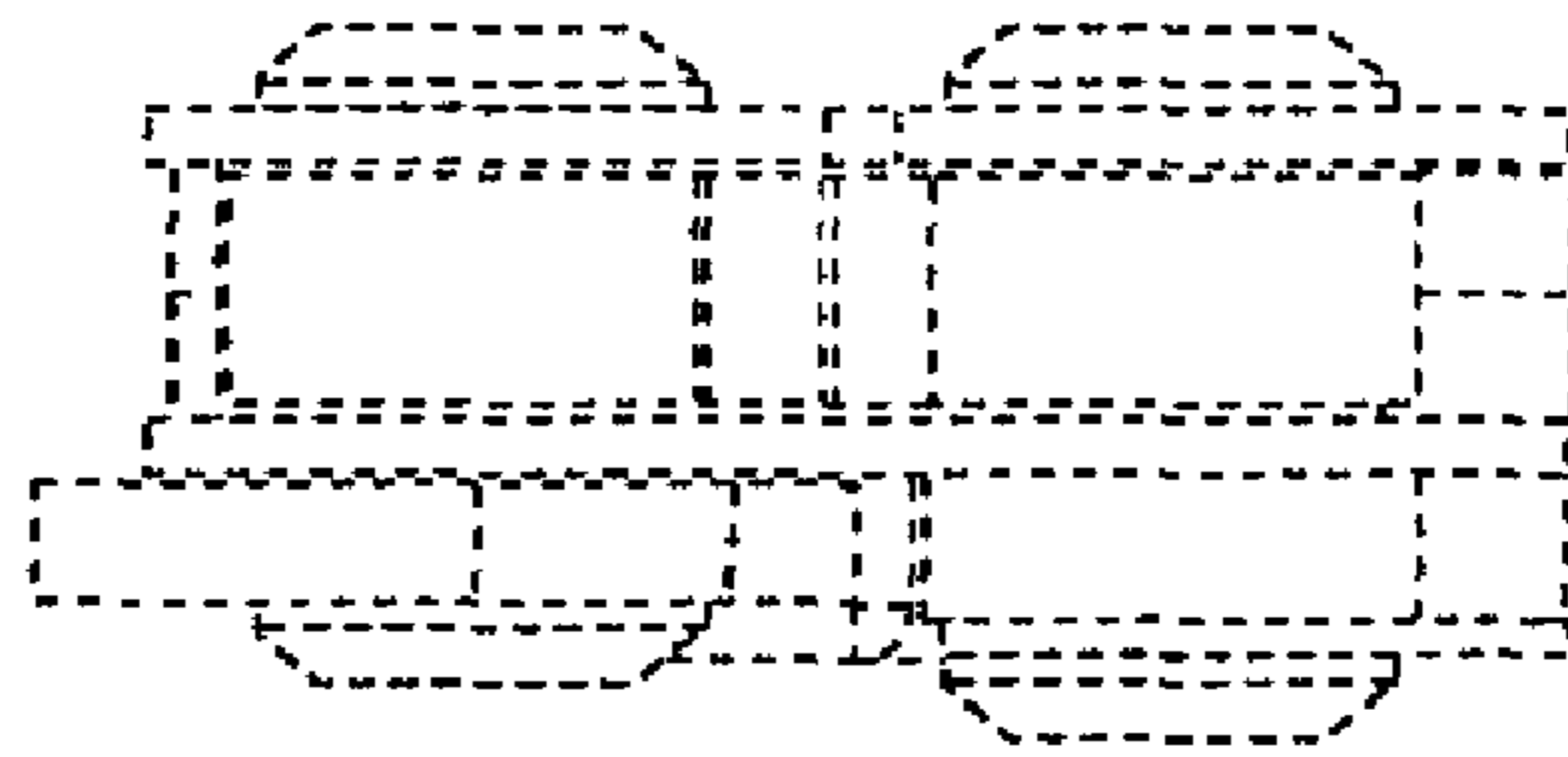


FIG. 14

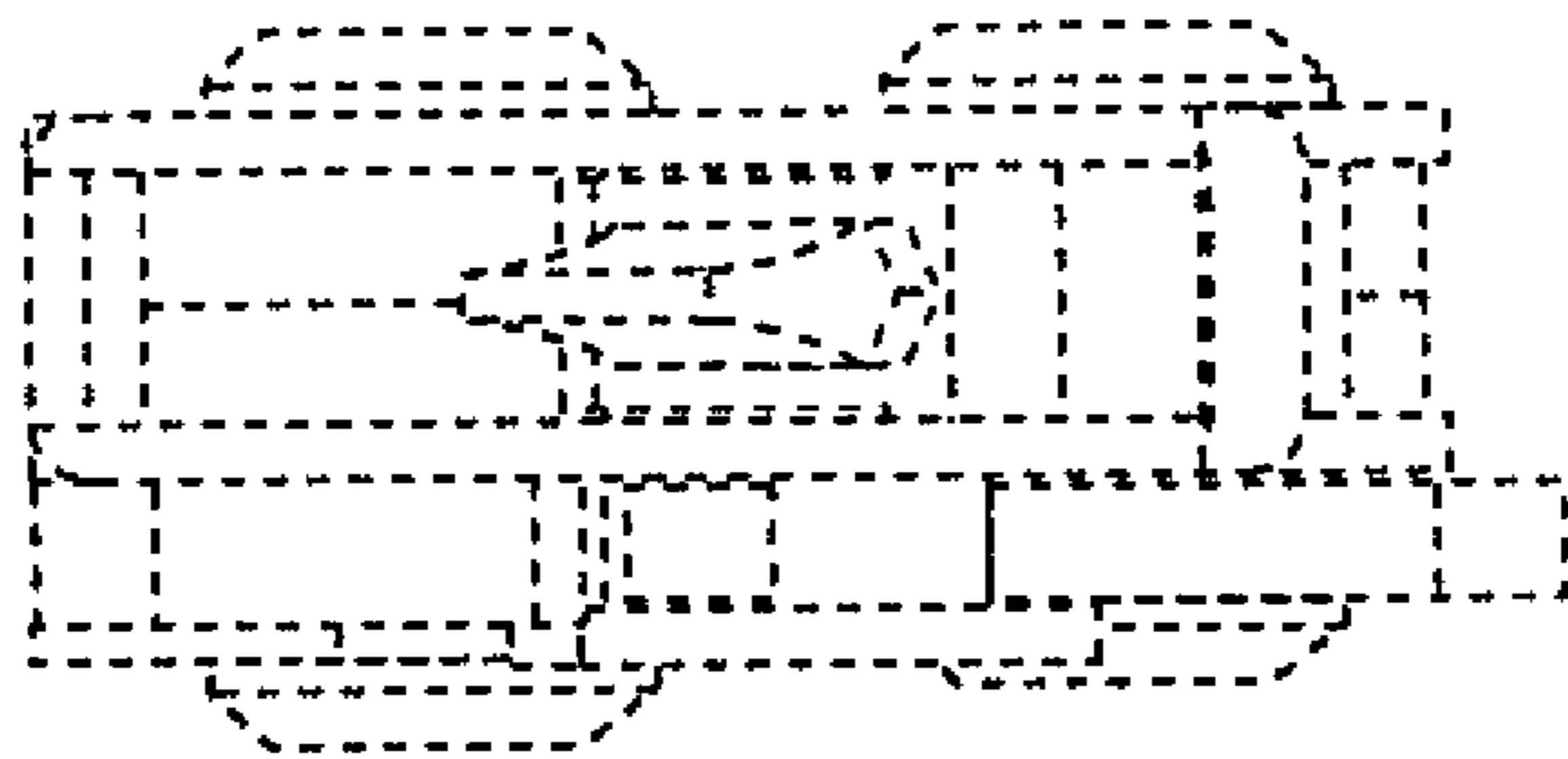


FIG. 15

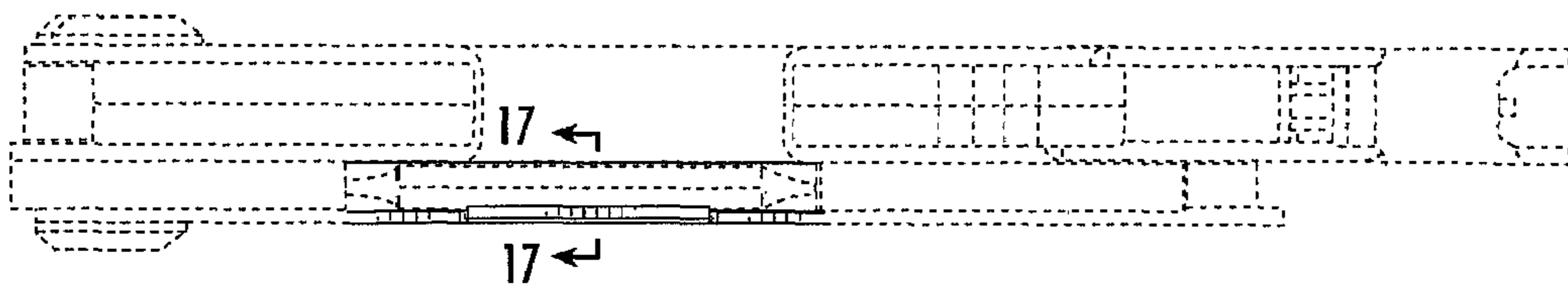


FIG. 16

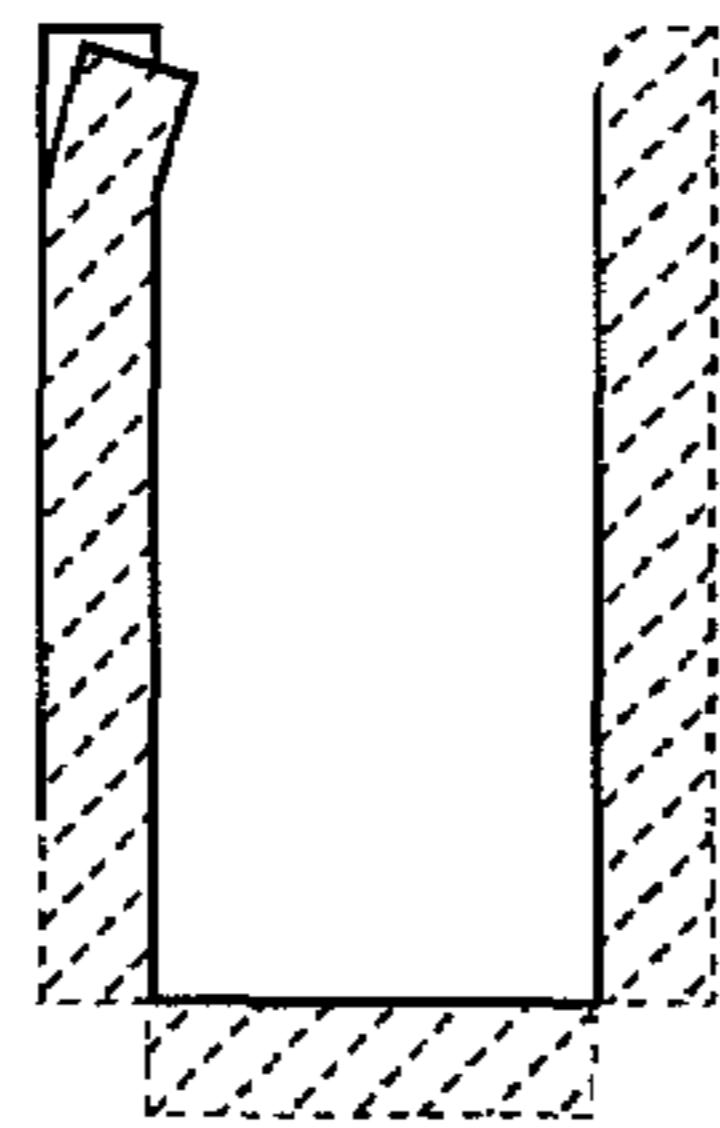


FIG. 17

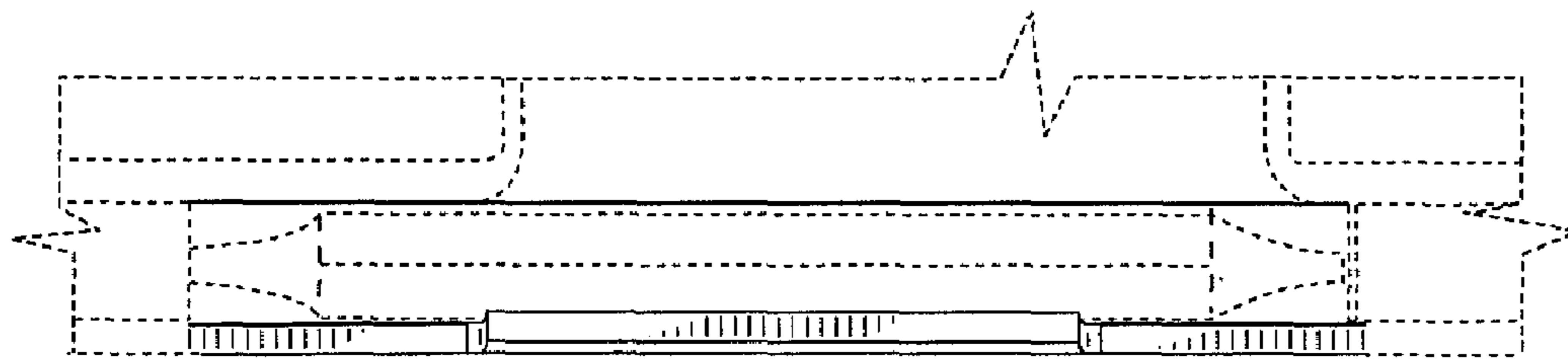


FIG. 18

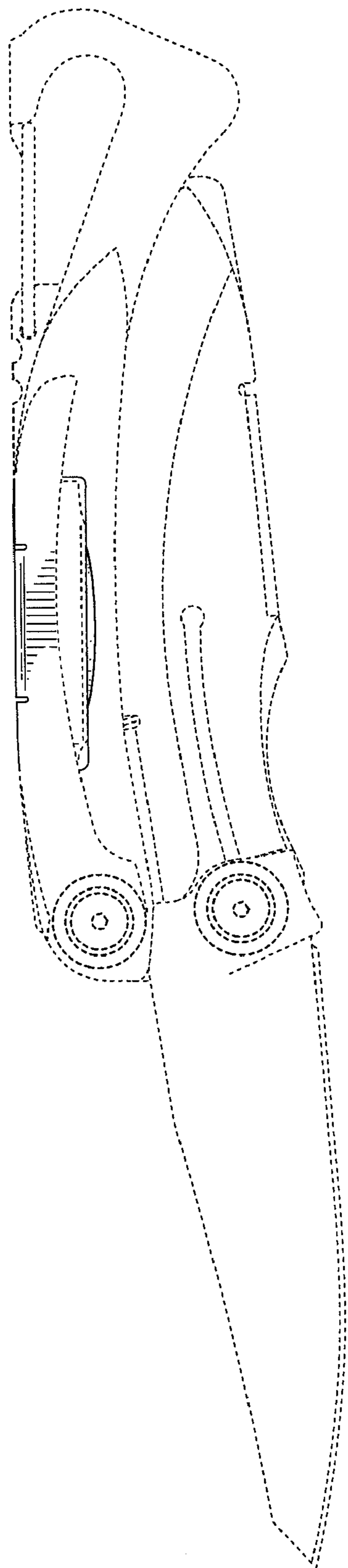


FIG. 19