



US00D592916S

(12) **United States Design Patent**  
**Mazzetta et al.**

(10) **Patent No.:** **US D592,916 S**  
(45) **Date of Patent:** **\*\* May 26, 2009**

(54) **SKEWER**  
(75) Inventors: **Thomas J. Mazzetta**, Highland Park, IL (US); **Jordan J. Mazzetta**, Highland Park, IL (US)

(73) Assignee: **Mazzetta Company, LLC**, Highland Park, IL (US)

(\*\*) Term: **14 Years**

(21) Appl. No.: **29/298,971**

(22) Filed: **Dec. 17, 2007**

(51) **LOC (9) Cl.** ..... **07-02**

(52) **U.S. Cl.** ..... **D7/683**

(58) **Field of Classification Search** ..... D7/683, D7/684, 387, 669, 368; 99/419, 421 A; 30/322, 30/323, 151, 162, 142, 143; D21/794; 40/324, 40/658, 645, 651, 659

See application file for complete search history.

(56) **References Cited**

**U.S. PATENT DOCUMENTS**

- 898,926 A 9/1908 Reyer
- D95,088 S \* 4/1935 Sindler ..... D7/683
- D129,257 S \* 9/1941 Ganger ..... D7/300.2
- 2,622,268 A 12/1952 Glantzlin
- 2,815,706 A 12/1957 Weinberger
- 2,859,685 A \* 11/1958 Alexander ..... 99/419
- 3,078,787 A 2/1963 Arseneault
- 3,530,530 A 9/1970 Byrnes, Sr.
- 3,939,761 A 2/1976 McGinty
- 4,176,592 A 12/1979 Doyle, Jr.
- 4,324,174 A 4/1982 Conradt
- 4,839,186 A 6/1989 Boyle
- 5,088,782 A \* 2/1992 Scott ..... 294/5
- D331,525 S \* 12/1992 Anderson ..... D7/683
- D332,033 S \* 12/1992 Balibrea ..... D7/683

- D359,203 S 6/1995 Wedderburn
- D367,512 S \* 2/1996 Whelan, Jr. .... D21/794
- D367,590 S \* 3/1996 Brookhouse ..... D7/683
- D411,084 S 6/1999 Roychowdhury
- D479,444 S 9/2003 Conigliaro
- 6,634,281 B1 10/2003 Conigliaro
- D481,915 S \* 11/2003 Mezger-Boehringer ..... D7/686
- D484,756 S 1/2004 Conigliaro
- D500,939 S 1/2005 Aswad
- 6,877,232 B2 \* 4/2005 Harmon et al. .... 30/322
- D524,124 S 7/2006 Tashjian

**FOREIGN PATENT DOCUMENTS**

- FR 2618999 2/1989
- JP 05084141 4/1993
- JP 2003-61805 3/2003

\* cited by examiner

*Primary Examiner*—Terry A Wallace

(74) *Attorney, Agent, or Firm*—Ungaretti & Harris LLP

(57) **CLAIM**


We claim the ornamental design for a skewer, as shown and described.

**DESCRIPTION**

FIG. 1 is a perspective view of a skewer;  
FIG. 2 is a front plan view of a skewer;  
FIG. 3 is a back plan view of a skewer;  
FIG. 4 is a left plan view of a skewer;  
FIG. 5 is a right plan view of a skewer;  
FIG. 6 is top plan view of a skewer; and,  
FIG. 7 is a bottom plan view of a skewer.

Features shown in broken lines in the drawings are not part of the claim.

**1 Claim, 2 Drawing Sheets**






FIG. 1

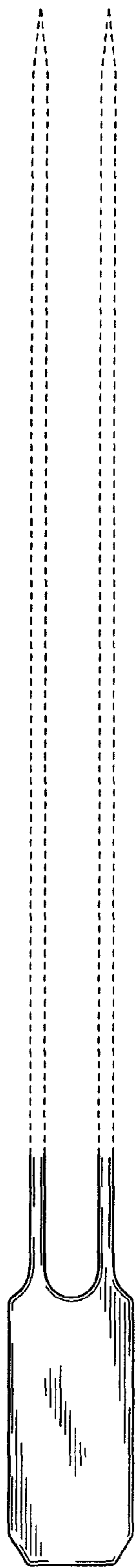


FIG. 2

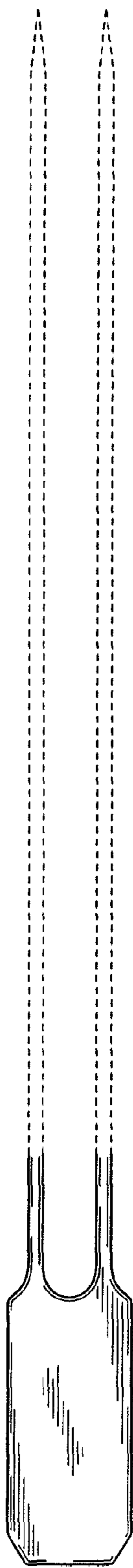


FIG. 3

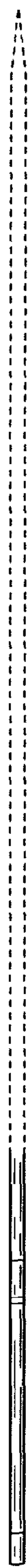


FIG. 4

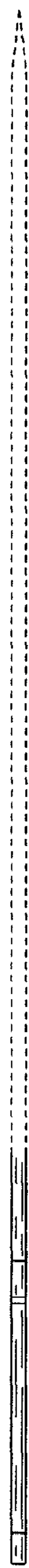


FIG. 5



FIG. 6

FIG. 7