



US00D592914S

(12) **United States Design Patent**
Schmidt

(10) **Patent No.:** **US D592,914 S**

(45) **Date of Patent:** **** May 26, 2009**

(54) **KNIFE BLADE**

D552,430 S * 10/2007 Chen D7/649

(76) Inventor: **Jordan Schmidt**, 15 Park Ave.,
Westwood, NJ (US) 07675

(**) Term: **14 Years**

(21) Appl. No.: **29/288,143**

(22) Filed: **May 31, 2007**

(51) **LOC (9) Cl.** **07-03**

(52) **U.S. Cl.** **D7/649**

(58) **Field of Classification Search** D4/138;
D7/393, 395, 401.2, 642-646, 649-653, 662-664,
D7/688, 695-696; D8/10, 36, 75, 80, 83,
D8/87, 98, 99, 102, 107, 300, 303; D18/34.9;
D22/118; 30/123.5-123.7, 124-125, 128,
30/142-143, 147-149, 169, 304, 316, 329,
30/340, 342-346, 353, 355, 394

See application file for complete search history.

(56) **References Cited**

U.S. PATENT DOCUMENTS

D461,374 S * 8/2002 Sylva et al. D7/650
D479,104 S * 9/2003 Onion D7/649
D545,637 S * 7/2007 Curtin D7/650
D547,135 S * 7/2007 Hasegawa D7/664
D552,429 S * 10/2007 Onion D7/649

OTHER PUBLICATIONS

Professional Cutlery Direct, Wusthof Culinar Santoku of Solingen p.
14, Holiday 2002.*

* cited by examiner

Primary Examiner—Stella Reid

Assistant Examiner—Ricky Pham

(74) *Attorney, Agent, or Firm*—Keusey, Tutunjian & Bitetto,
P.C.

(57) **CLAIM**

The ornamental design for a knife blade, as shown and
described.

DESCRIPTION

FIG. 1 is a front perspective view of the knife blade showing
my new design;

FIG. 2 is a right side view thereof;

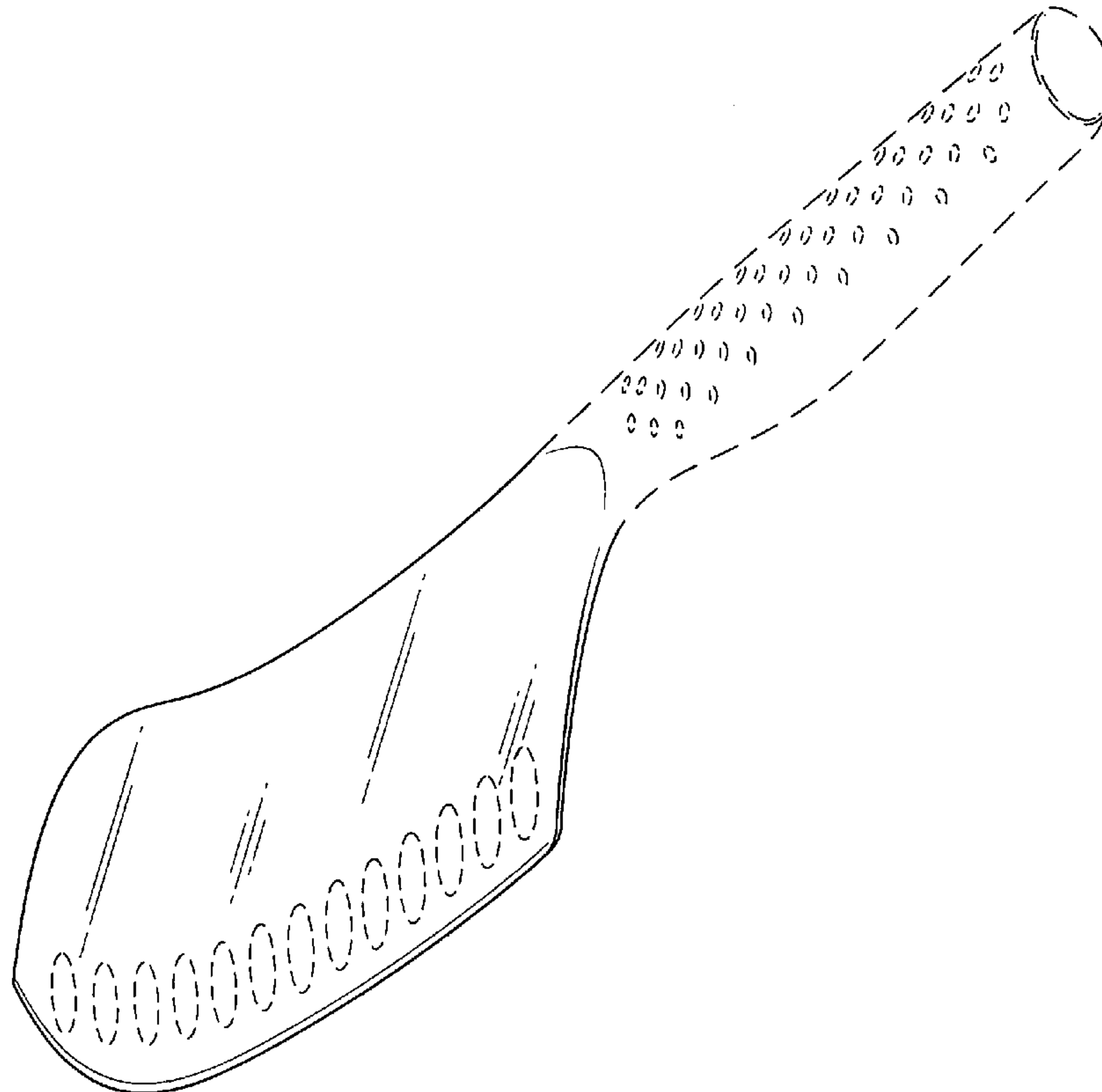
FIG. 3 is a front view thereof; and,

FIG. 4 is a rear view thereof.

The left side view is a mirror image of the right side view
shown in FIG. 2.

The broken lines shown in the drawings are for illustrative
purposes only and form no part of the claimed design.

1 Claim, 3 Drawing Sheets



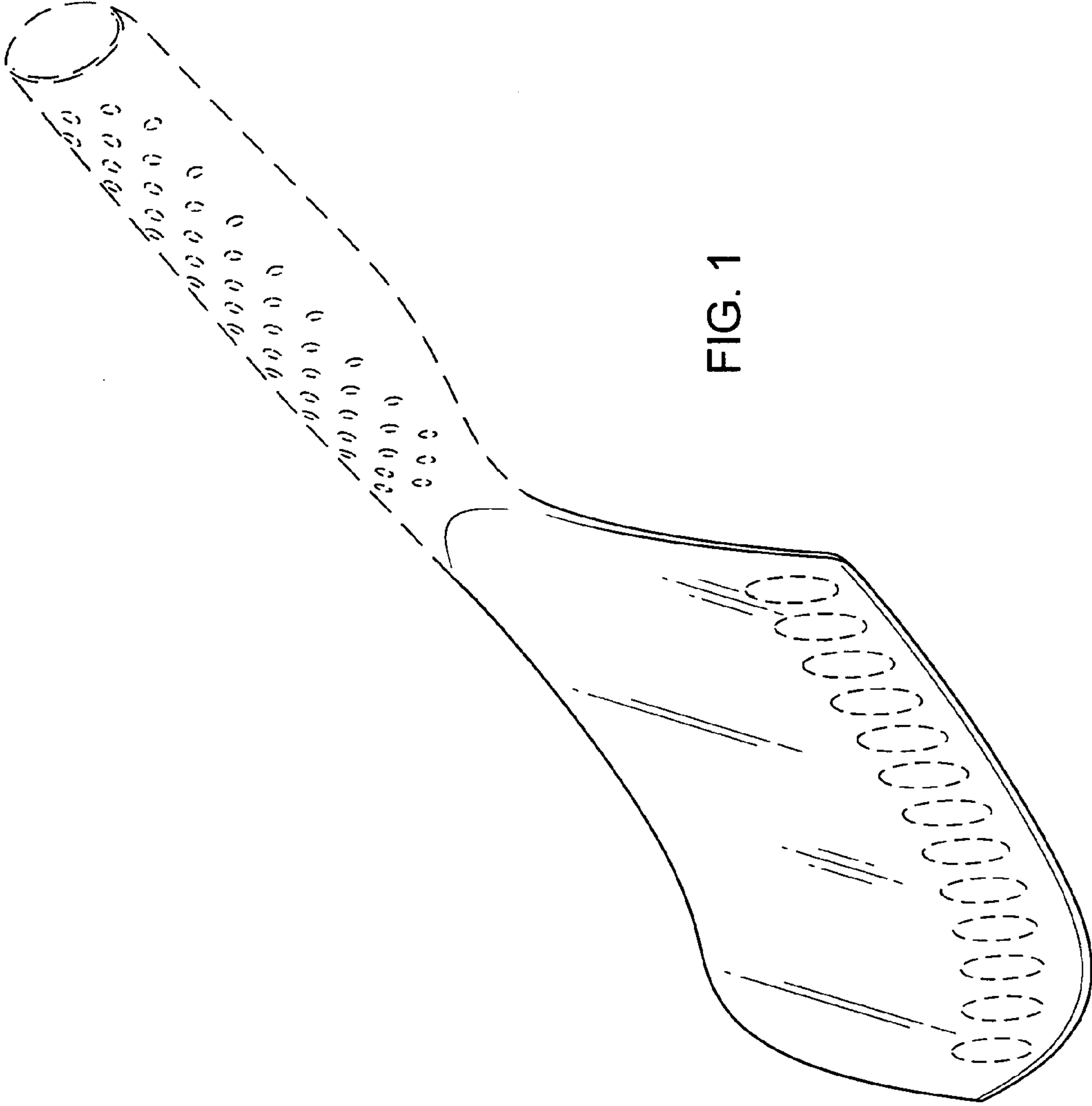


FIG. 1

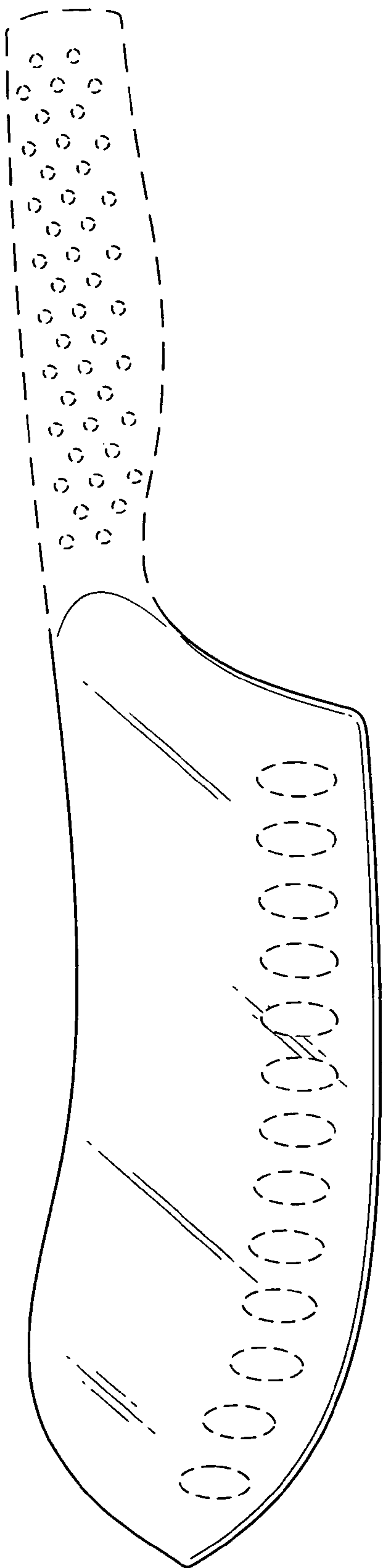


FIG. 2

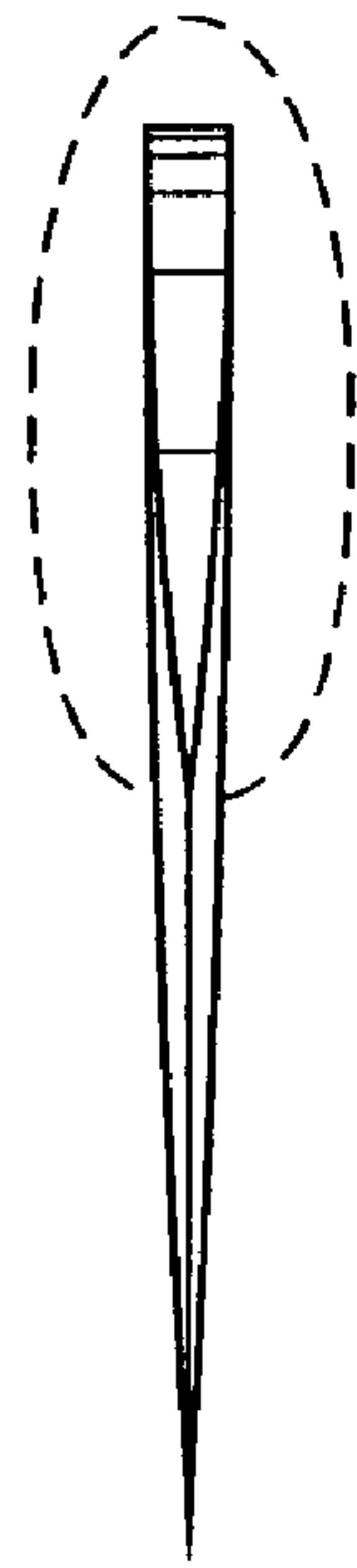


FIG. 3




FIG. 4